ivela elcom

technology meets design





technology meets design

a STARLIGHT company

INDICE FAMIGLIE

Product Family Index / Index des familles de produits / Índice de familias



01 TETRIS

family - p.26

LINEAR 900 p.32

LINEAR 1400 p.32

SHAPE X p.34

SHAPE X p.34

SHAPE T p.34



02 PIECE

family - p.38

R 300 p.44

R 450 p.44

R 600 p.44

R 900 p.44



03 SUPER CUSTOM

family - p.50

EASY p.54

UNIFORM p.62

BRICK p.70

BRICK SOL SYSTEM p.78

ELEGANT p.86

VISUAL p.94



04 LIRO

family - p.102

CEILING p.106

SUSPENSION p.106



05
LINK

family - p.108

LINK LINEAR MODULE

CEILING
p.116


TRIMLESS
p.116


WALL
p.116


SUSPENSION
p.116


TRACK
p.116


BLIND
p.118


LINK JUNCTION MODULE

L
p.122


T
p.122


X
p.122


SPOT MODULE
p.126


SENSOR
p.128




06
35

family - p.132

LINEAR MASTER
p.142


LINEAR CONTINUOUS
p.142


LINEAR On/Off
p.142


TRACK
p.146


CANDELA
p.150




07
TRATTO

family - p.152

TRATTO M
p.158


TRATTO B
p.158




08 ZODIAC INDOOR

family - p.162



1010 ARIES
p.167



1616S LYRA S
p.170



1616R LYRA R
p.170



1912 TAURUS
p.174



2351 UNICORN
p.177



2612 SCORPION
p.180



3031 ARA
p.185



3546 DOLPHIN
p.188



4812 LION
p.191



D20 DORADO
p.194



08 PROFILE

family - p.196

PLAFONE/APPLIQUE



38
p.198



42
p.199



43
p.200



0808
p.201



1508/1510
p.202



1912
p.172



2421
p.203



3031
p.182



3546
p.186



4731
p.204



5015
p.206



5634
p.208



D20
p.192

ANGOLARE



40
p.210



44
p.211



46
p.212



1010
p.166



1616S
p.168



1616R
p.168



2020
p.213



3030
p.214



7676
p.215

INCASSO A BATTUTA



39
p.216



45
p.217



2612
p.178



4240
p.218

INCASSO A RASO



2351
p.176



2646
p.219



4216
p.220



4219
p.221



4812
p.190



6214
p.222



6414
p.223



7454
p.224



5613
p.225



6713
p.226

CALPESTABILE



2711
p.227

CARTONGESSO



1707
p.228

XPS 10060 / EPS 15030 / PU 75036 / PU 11515



10060
p.230



15030
p.20



75036
p.231



11515
p.231



09

PADDO

family - p.232

HC 30 / HC 30-J
p.238



HC 60
p.238



FLAT 30 / FLAT 30-J
p.244



FLAT 60
p.244



10 PERFETTO SPOT

family - p.248



NANOPERFETTO



48V
p.254



S 48V
p.254



UP
p.258



S
p.258



R
p.258



BASE
p.258

MINIPERFETTO



S
p.264



S 48V
p.266



LKM
p.268



BASE
p.270

PERFETTO COMPACT



S
p.274



BASE
p.276

MICROPERFETTO



48V
p.280



LKM
p.282



CUPCAKE
p.284



LOW-R
p.286

MICROPERFETTO LARGE



LARGE R
p.290



BASE ZOOM
p.290



LKM
p.292

PERFETTO PURO



LKM
p.296



LKM ZOOM
p.299



LKM POWER
p.299

11 ZITO

family - p.300





ZITO 1.0
p.304



ZITO 2.0
p.304

12 BINARIO

family - p.308



LKM QUADRO
p.314



LKM INCASSO
p.317



LKM DALI QUADRO
p.320



LKM DALI INCASSO
p.323



48V
p.326



48V INCASSO
p.329



13 BROADWAY

family - p.332



BROADWAY TRACK LKM 220VAC
p.338
BROADWAY TRACK LKM 220VAC DALI
p.338



BROADWAY PROFILE
p.339



MICROPERFETTO LARGE BROADWAY 220VAC DALI REFLECTOR
p.342
MICROPERFETTO LARGE BROADWAY LKM REFLECTOR
p.343



14 MUSA

family - p.344

S-2
p.350


S-3
p.350


M-1
p.352


M-2
p.352


L
p.354


XL
p.354




15 MINIROOLER

family - p.358

BASE 15
p.362



IN 5/15
p.364

TL 5/15
p.368



ORIENTABILE BASE 15
p.372



ORIENTABILE 48V 10/15
p.374

48V
p.376


LINEA 48V
p.380




16 TORI

family - p.382

S
p.386


L
p.388


L-TR
p.388




17 PERFETTO IN

family - p.392



IN 40
p.396



IN 50
p.397



IN 50 IP65
p.398



IN 60 ADJUSTABLE
p.399



IN 60 ADJUSTABLE IP65/20
p.400



IN 70
p.401



IN 80 ADJUSTABLE
p.402



IN 90 ADJUSTABLE
p.403



IN 90 ADJUSTABLE IP66
p.404



18 RA

family - p.406



RA8 DIXIT LED
p.410



RA8 Q DIXIT LED
p.411



RA8 TL DIXIT LED
p.412



RA8 DIXIT LED ADJUSTABLE
p.413



RA8 SOFT DIXIT LED
p.414



RA8 DIXIT LED IP65
p.415



RA8 DIXIT LED ADJUSTABLE IP66
p.416



RA11 DIXIT LED
p.417



RA11 TL DIXIT LED
p.418



RA11 SOFT DIXIT LED
p.419



RA11 DIXIT LED ADJUSTABLE
p.420



RA16
p.421



RA23 DIXIT LED
p.422



19 KARDAN

family - p.424



IN 1L
p.428



IN 2L
p.428



TL 1L
p.429



TL 2L
p.429



20 SAO

family - p.430



SAO 113
p.434



SAO 174
p.434



SAO 244
p.435



SAO 279
p.435



21 PANEL BASIC

family - p.436





BACKLIGHT 60-60 p.440
BACKLIGHT 60-60 IP65 p.440
BACKLIGHT 120-30 p.442
BACKLIGHT 120-60 p.442

EDGELIGHT 60-30 p.444
EDGELIGHT 60-60 p.444
EDGELIGHT 120-30 p.444



22 STRIP

family - p.448



STATIC WHITE
p.460



WHITE CHANGE
p.480



COLOUR CHANGE
p.480



SCENOGRAPHIC
p.480



4MM
p.490



SPECIAL
p.490



LONG DISTANCE
p.490



220VAC
p.498



23 TESATA

family - p.504



24 NEONFLEX

family - p.512



0485
p.518



0612
p.519



1010 SIDE/TOP
p.520



1616 3D DUAL
p.521



1616 SIDE
p.522



1616 ANGULAR
p.523



1616 IP68
p.524



2010
p.525



2020
p.526



25 ZODIAC OUTDOOR PROFILE

family - p.530



PROLINE 25 STRIPLED
p.534



PROLINE 25 STRIPLED OPAL
p.536



PROLINE 25 OPTICS
p.537



CAPRICORN/ PROLINE 7234
p.539



26 NANOPERFETTO IN-GROUND

family - p.540



IN-T
p.544



IN-Q
p.544



IN-T1L
p.546



IN-T2L
p.546



27 PERFETTO IN-GROUND

family - p.548

PERFETTO IN-GROUND LENS p.552
PERFETTO IN-GROUND REFLECTOR p.552
PERFETTO IN-GROUND ANTIGLARE ASYMMETRIC p.552



28 ACHILLE

family - p.556



190
p.558



320
p.558



29 MICROPERFETTO IP66

family - p.562



IP66
p.566/568



IP66 APPLIQUE
p.570



IP66 CUPCAKE
p.572/574



IP66 STELO
p.576



30 CUT

family - p.580



WALL-CUT 150
p.584



WALL-CUT 80
p.584



POLE-CUT 300
p.585



POLE-CUT 700
p.585



31 PN

family - p.586



180
p.590



230
p.590



210
p.591



280
p.591



32 BALTI

family - p.592



150
p.597



220
p.598



260
p.599



33 CIELO STELLATO

family - p.600

CIELO STELLATO RGBW+TC p.602
CIELO STELLATO RGBW+TOUCH PANEL p.602
CIELO STELLATO RGBW+MULTIFUNZIONE p.602

CIELO STELLATO On/Off p.604
CIELO STELLATO + MULTIFUNZIONE p.604



34 DRIVER

family - p.606

TENSIONE 24V p.608/609
TENSIONE 48V p.609

CORRENTE mA p.610/611



35 CONTROLLER

family - p.612



EUROLUCE 2025

INDICE CATEGORIE

Product Category Index / Index des catégories / Índice de categorías

CEILING - WALL

TETRIS p.26



PIECE p.38



LIRO p.106



LINK p.116



TRATTO p.152



ZODIAC INDOOR p.162



ZODIAC OUTDOOR p.530



PROFILE PLAFONE/APPLIQUE p.198



NANOPERFETTO UP p.258



NANOPERFETTO R p.258



NANOPERFETTO BASE p.258

MINIPERFETTO BASE p.270



PERFETTO COMPACT BASE p.276



MICROPERFETTO CUPCAKE p.284



MICROPERFETTO LOW-R p.286



MICROPERFETTO LARGE R p.290



MICROPERFETTO LARGE BASE ZOOM p.290



MUSA p.344



MINIROOLER BASE p.362



MINIROOLER ORIENTABILE BASE 15 p.372



MICROPERFETTO IP66 APPLIQUE p.570



MICROPERFETTO IP66 CUPCAKE p.572/574

MICROPERFETTO IP66 p.566/568

PN p.586

BALTI p.592


SUSPENDED

TETRIS p.26

PIECE p.38
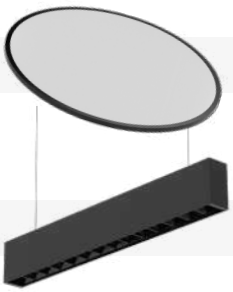
LINK p.116
LIRO p.102

35 CANDELA p.150

TRATTO p.152

NANOPERFETTO S p.258

MINIPERFETTO S p.264

PERFETTO COMPACT S p.274


STANDARD PANELS

PANEL BASIC p.436


DOWNLIGHTS

TORI p.382

PERFETTO IN p.392

RA p.406

KARDAN p.424

SAO p.430

MINIROOLER IN p.364

MINIROOLER TL p.368

TRACK

TRACK LKM 230 VAC p.314



TRACK 48V p.326



TRACKLIGHTS 48 VDC

NANOPERFETTO 48V p.254



NANOPERFETTO S 48V p.254



MINIPERFETTO S 48V p.266



MICROPERFETTO 48V p.280



MINIROOLER ORIENTABILE 48V 10/15 p.374



MINIROOLER 48V p.376



LINEA 48V p.380



35 TRACK p.146



TRACKLIGHTS 220 VAC

LINK p.116



PADDO p.232



MINIPERFETTO LKM p.268



MICROPERFETTO LKM p.282



MICROPERFETTO LARGE LKM p.292



PERFETTO PURO p.296



PERFETTO PURO ZOOM LKM p.299



PERFETTO PURO LKM POWER p.299



ZITO p.300



BROADWAY p.332



CUSTOM

SUPER CUSTOM p.50



NEONFLEX p.512



ZODIAC INDOOR p.162



ZODIAC OUTDOOR p.530



SYSTEM

35 p.132



LINK p.108



TETRIS p.26



BROADWAY p.332



FLEXIBLE LIGHTS

STRIPLED p.448



NEONFLEX p.512



LINEAR LIGHTS

LINK p.110



LIRO p.102



TRATTO p.152



ZODIAC INDOOR p.162



ZODIAC OUTDOOR p.530



35 p.132



LINEAR PROFILES

PLAFONE/ APPLIQUE p.198



ANGULAR p.210



RECESSED TRIM p.216



RECESSED TRIMLESS p.219



WALK-OVER p.227



PLASTERBOARD p.228



XPS/EPS/PU p.230



TESATA p.504



GROUND LIGHTS

NANOPERFETTO IN-GROUND  *p.540*

PERFETTO IN-GROUND  *p.548*

ACHILLE  *p.556*

OPTIC FIBER

CIELO STELLATO  *p.600*

DRIVER

DRIVER  *p.606*

STEP LIGHTS

WALL CUT  *p.584*

CONTROLLER

CONTROLLER  *p.612*

BOLLARD LIGHTS

MICROPERFETTO IP66 STELO  *p.576*

POLE CUT  *p.585*

IVELA

IT

Tecnologia e design per valorizzare i progetti attraverso la luce

Progettiamo e realizziamo soluzioni luminose su misura, trasformando ogni idea di illuminazione in un’esperienza.

La mission di IvelaElcom nasce dall’incontro tra competenza e passione italiane, valori che guidano ogni fase del nostro lavoro. Uniamo design e tecnologia per trasformare la luce in uno strumento capace di dare valore ai progetti e migliorare l’esperienza degli spazi. Attraverso una ricerca costante e un approccio orientato all’innovazione, sviluppiamo soluzioni di illuminazione tecnico-architetturale pensate per rispondere alle esigenze di ambienti retail, office e hospitality. Il nostro obiettivo è creare sistemi luminosi che integrino efficienza, estetica e funzionalità, offrendo ai progettisti un partner affidabile in grado di tradurre ogni idea in una luce che racconta, valorizza e ispira.

ELCOM

EN

Technology and design to enhance projects through light

We design and manufacture tailor-made lighting solutions, transforming every lighting concept into an experience.

The mission of IvelaElcom is born from the meeting of Italian expertise and passion, values that guide every stage of our work. We combine design and technology to turn light into a tool capable of adding value to projects and improving the experience of spaces. Through continuous research and an innovation-driven approach, we develop technical and architectural lighting solutions designed to meet the needs of retail, office, and hospitality environments.
Our goal is to create lighting systems that integrate efficiency, aesthetics, and functionality, offering designers a reliable partner able to translate every idea into light that tells a story, enhances, and inspires.

FR

Technologie et design pour valoriser les projects à travers la lumière

Nous concevons et réalisons des solutions d'éclairage sur mesure, transformant chaque idée lumineuse en une expérience.

La mission d'IvelaElcom naît de la rencontre entre la compétence et la passion italiennes, des valeurs qui guident chaque étape de notre travail. Nous associons design et technologie pour faire de la lumière un outil capable de valoriser les projets et d'améliorer l'expérience des espaces. Grâce à une recherche constante et à une approche orientée vers l'innovation, nous développons des solutions d'éclairage technico-architectural conçues pour répondre aux besoins des environnements retail, bureaux et hospitality.
Notre objectif est de créer des systèmes lumineux alliant efficacité, esthétique et fonctionnalité, en offrant aux concepteurs un partenaire fiable capable de traduire chaque idée en une lumière qui raconte, valorise et inspire.

ES

Tecnología y diseño para valorizar los proyectos a través de la luz

Diseñamos y desarrollamos soluciones de iluminación a medida, transformando cada idea luminosa en una experiencia.

La misión de IvelaElcom nace del encuentro entre la experiencia y la pasión italianas, valores que guían cada fase de nuestro trabajo. Combinamos diseño y tecnología para convertir la luz en una herramienta capaz de aportar valor a los proyectos y mejorar la experiencia de los espacios. A través de una investigación constante y un enfoque orientado a la innovación, desarrollamos soluciones de iluminación técnico-arquitectónica pensadas para responder a las necesidades de entornos retail, oficina y hospitality.
Nuestro objetivo es crear sistemas de iluminación que integren eficiencia, estética y funcionalidad, ofreciendo a los proyectistas un socio fiable capaz de traducir cada idea en una luz que cuenta, realza e inspira.

ICONOGRAFIA

Iconograph / Iconographie / Iconografía



DIMMERABILE 1-10V
Dimmable 1-10V
Dimmable 1-10V
Regulable 1-10V



Driver incluso
Driver included
Driver inclus
Driver incluido



Resa cromatica colore rosso
Red colour rendering
Rendu chromatique de la couleur rouge
Reproducción cromática del color rojo



Corrente alternata
AC current
Courant alternatif
Corriente alternada



Emergenza
Emergency
Secours
Emergencia



RAL su richiesta
RAL on request
RAL sur demande
RAL bajo petición



Bordo mare
Sea salt treatment
Bord de mer
Tratamiento salino



Frangiluce alveolare
Honeycomb
Nid d'abeilles
Panel de abeja



Bobina
LED Tape Roll
Bobine
Bobina



Calpestabile
Walk-over
Piétonnable
Tráfico peatonal



Garanzia
Warranty
Garantie
Garantía



Foro incasso quadro
Square recessed hole
Trou carré encastré
Corte cuadrado



Cavo IN
Cable IN
Câble IN
Cable de entrada



Grado di protezione
IP rating
Indice de protection
Grado de protección



Foro incasso tondo
Round recessed hole
Trou rond encastré
Corte circular



Cavo OUT
Cable OUT
Câble OUT
Cable de salida



Indoor
Indoor
Intérieur
Interior



Indice unificato d'abbagliamento
Unified Glare Rating
Taux d'éblouissement unifié
Índice unificado de deslumbramiento



Cavo IN/OUT
Cable IN/OUT
Câble IN/OUT
Cable de ENTRADA/SALIDA



LED SMD
LED SMD
LED SMD
LED SMD



Wireless
Wireless
Wireless
Wireless



Indice resa cromatica
Colour Rendering Index
Indice de rendu des couleurs
Índice de reproducción cromática



LIGHT 360



Tensione costante
Constant voltage
Tension constante
Tensión constante



Custom
Custom
Personnalisable
Custom



MacAdam Steps
MacAdam Steps
MacAdam Steps
MacAdam Steps



Zoom
Zoom
Zoom
Zoom



DALI
DALI
DALI
DALI



Driver non incluso
Driver not included
Driver non inclus
Driver no incluido



DALI - PUSH
DALI - PUSH
DALI - PUSH
DALI - PUSH



Outdoor
Outdoor
Extérieur
Exterior



Dimmerabile
Dimmable
Dimmable
Regulable



PUSH
Push
Push
Push

ICONOGRAFIA APPLICAZIONI

Application iconography / Iconographie des applications / Iconografía de aplicaciones



Installazione a Binario
Track-mounted installation
Installation sur rail électrifié
Instalación sobre carril electrificado



Installazione incasso battuta
Recessed installation with trim
Installation encastrée à feuillure
Instalación empotrada con marco



Installazione incasso raso
Flush recessed installation
Installation encastrée affleurante
Instalación empotrada a ras



Installazione a parete
Wall-mounted installation
Installation murale
Instalación mural



Installazione a soffitto
Ceiling-mounted installation
Installation au plafond
Instalación en techo

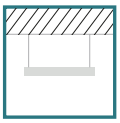

Installazione a sospensione
Suspended installation
Installation suspendue
Instalación suspendida

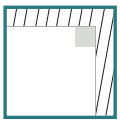

Installazione angolare
Angular-mounted installation
Installation angulaire
Instalación en ángulo


OR
IN
OR
IN
OR
IN
OR
IN
OR
IN

N DOOR
N DOOR
N DOOR
N DOOR
N DOOR

ivela elcom

TETRIS

design by Sara Moroni

Il sistema TETRIS trasforma lo spazio con geometrie sorprendenti e linee pure, spessori sottilissimi e connessioni rapide permettono di creare configurazioni quasi infinite. Elementi lineari e sagomati in svariate forme si combinano come tasselli luminosi, creando scenari sempre nuovi e personalizzati.
Ma c'è di più: l'opzione fonoassorbente che non solo arreda ma migliora l'acoustica, la doppia emissione luminosa per atmosfere dinamiche e il design minimale che scompare nell'architettura lasciando protagonista la luce.
Un sistema che non si limita a illuminare, ma che stimola la creatività di progettisti e architetti, aprendo la porta a configurazioni inaspettate e sorprendenti.



The TETRIS collection is a system that transforms spaces with striking geometries and extraordinary versatility. Clean lines, ultra-thin profiles, and quick connections allow for almost infinite configurations. Linear and shaped elements in various forms combine like luminous tiles, creating ever-new and customized scenarios.
But there is more: the sound-absorbing option not only enhances aesthetics but also improves acoustics; the dual light emission creates dynamic atmospheres; and the minimal design blends seamlessly into architecture, leaving light as the true protagonist.
A system that goes beyond illumination, stimulating the creativity of designers and architects, and opening the door to unexpected and surprising configurations.

La collection TETRIS est un système qui transforme l'espace grâce à des géométries saisissantes et une polyvalence exceptionnelle. Des lignes pures, des profils ultra-fins et des connexions rapides permettent de créer des configurations presque infinies.
Les éléments linéaires et profilés de différentes formes, s'assemblent comme des pièces lumineuses, générant des scénarios toujours nouveaux et personnalisés.
Mais ce n'est pas tout : l'option acoustique améliore non seulement l'esthétique, mais également l'acoustique; la double émission lumineuse crée des atmosphères dynamiques ; et le design minimal s'intègre à l'architecture en laissant la lumière comme véritable protagoniste.
Un système qui va au-delà de l'éclairage, stimulant la créativité des concepteurs et architectes et ouvrant la voie à des configurations inattendues et surprenantes.

La colección TETRIS es un sistema que transforma los espacios con geometrías sorprendentes y una versatilidad excepcional. Líneas puras, perfiles ultrafinos y conexiones rápidas permiten crear configuraciones casi infinitas. Elementos lineales y modelados en diversas formas se combinan como piezas luminosas, generando escenarios siempre nuevos y personalizados.
Pero hay más: la opción fonoabsorbente no solo decora sino que también mejora la acústica; la doble emisión luminosa genera atmósferas dinámicas; y el diseño minimalista se integra en la arquitectura dejando a la luz como protagonista.
Un sistema que va más allá de la iluminación, estimulando la creatividad de diseñadores y arquitectos, y abriendo la puerta a configuraciones inesperadas y sorprendentes.



TETRIS

LINEAR



900
p.32



1400
p.32

SHAPES



L
p.34



T
p.34



X
p.34



AI supported

FEATURES





SISTEMA COMPONIBILE CON VARIE FORME
Modular system with multiple shapes




CONNESSIONE **ULTRA RAPIDA**
Ultra-fast connection
BI-EMISSIONE
Double emission

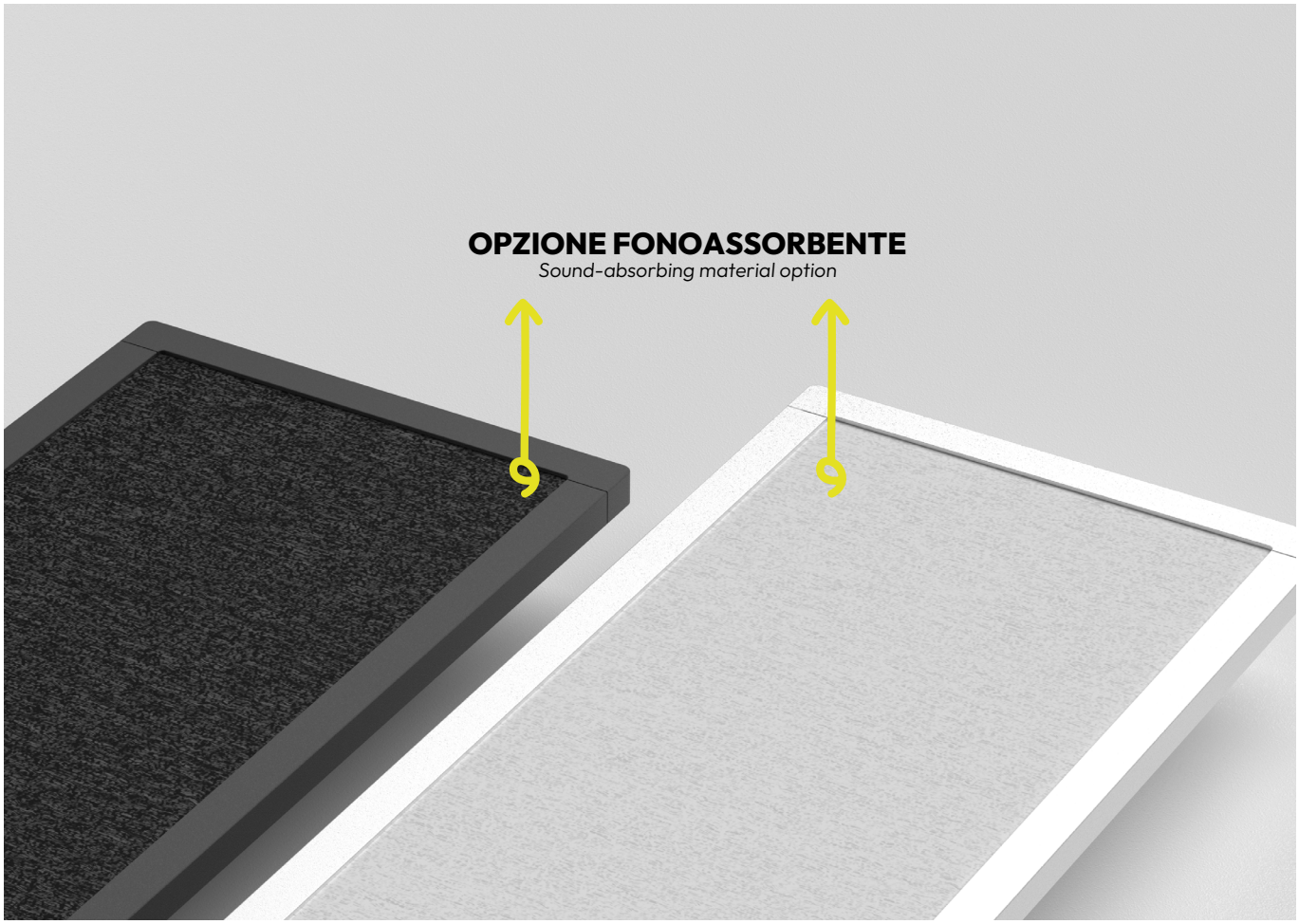
OPZIONE FONOASSORBENTE
Sound-absorbing material option

TETRIS LINEARE





TETRIS 900



TETRIS 1400

Installazione Soffitto - Parete , Sospensione	Installation Ceiling - Wall, Suspension	Installation Plafond - Mur, À suspension	Instalación Techo - Pared, Colgante
Materiali Alluminio; Diffusore prismatizzato Pannello fonoassorbente	Materials Aluminium; Prismatic diffuser Sound-absorbing panel	Matériels Aluminium ; Diffuseur prismatique Panneau acoustique	Materiales Aluminio; Difusor prismático Panel acústico
Alimentazione 220/240 Vac	Power supply 220/240 Vac	Alimentation 220/240 Vac	Alimentación 220/240 Vac
Versioni DALI, On/Off	Versions DALI, On/Off	Versions DALI, On/Off	Versiones DALI, Push, On/Off

bianco
white

nero
black

DOWN

85°

UP

95°

TETRIS LINEAR LIGHT



Code*	Lighting data				
	Length (mm)	Watt Down	Watt Up	lm[1] Down	lm[1] Up
TTA- ...	900	23	9	2741	1012
	1400	36	14	4922	1568

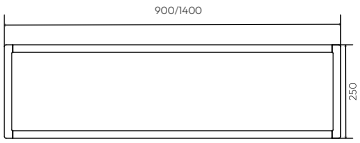

***Complete the code** + (1) + (2) + (3) + (4) + (5) + (6) + (7)

(1) **Emission**	(2) **Diffusion**	(3) **Installation**	(4) **CCT**	(5) **Colour**	(6) **Control**	(7) **Dimensions (mm)**
2 biemission	**P** prismatic	**P** ceiling	**27** 2700K	**BI** white	**DA** DALI	**L1** 900x250
		S[2] suspension	**30** 3000K	**NE** black	**OO** On/Off	**L2** 1400x250
			40 4000K			

CE ⏚

[1] Product real lumen based on CCT at 4000K
[2] Suspended version supplied without canopy

TETRIS LINEAR Sound-absorbing



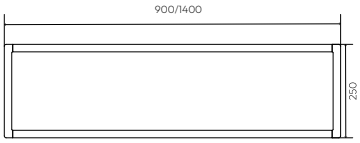

Code ***Complete the code** + (1) + (2) + (3) + (4)

TTA- ...	(1) **Diffusion**	(2) **Installation**	(3) **Colour**	(4) **Dimensions (mm)**
	A acoustic	**P** ceiling	**BB** white/white	**L1** 900x250
		S[1] suspension	**NN** black/black	**L2** 1400x250

CE ⏚

[1] Suspended version supplied without canopy

Accessories

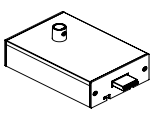

07635-NE Power Feeder 220-240V 50/60Hz black (cable length 2500mm)
07635-BI Power Feeder 220-240V 50/60Hz white (cable length 2500mm)

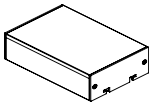

14843-NE End cap black
14843-BI End cap white

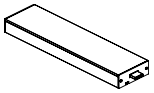

10018-NE Middle connector W/O Input cable black
10018-BI Middle connector W/O Input cable white

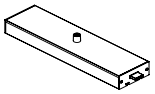

10019-NE Middle connector W/I Input cable black (cable length 2500mm)
10019-BI Middle connector W/I Input cable white (cable length 2500mm)

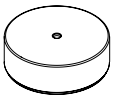

RST-NE8030 Canopy black Ø80x30mm
RST-BI8030 Canopy white Ø80x30mm

TETRIS FORME





TETRIS L



TETRIS T



TETRIS X

Installazione Soffitto - Parete , Sospensione	Installation Ceiling - Wall, Suspension	Installation Plafond - Mur, À suspension	Instalación Techo - Pared, Colgante
Materiali Alluminio; Diffusore prismatizzato Pannello fonoassorbente	Materials Aluminium; Prismatic diffuser Sound-absorbing panel	Matériels Aluminium; Diffuseur prismatique Panneau acoustique	Materiales Aluminio; Difusor prismático Panel acústico
Alimentazione 220/240 Vac	Power supply 220/240 Vac	Alimentation 220/240 Vac	Alimentación 220/240 Vac
Versioni DALI, On/Off	Versions DALI, On/Off	Versions DALI, On/Off	Versiones DALI, On/Off

bianco
white

nero
black

DOWN

85°

UP

95°

TETRIS SHAPES LIGHT

Lighting data

	Shapes	Watt Down	Watt Up	lm[1] Down	lm[1] Up
TT ...	L	23	5	2095	515
	T	26	8	2609	819
	X	32	11	3035	1260

***Complete the code** + (1) + (2) + (3) + (4) + (5) + (6) + (7) + (8)

(1) **Shape**	(2) **-**	(3) **Emission**	(4) **Diffusion**	(5) **Installation**	(6) **CCT**	(7) **Colour**	(8) **Control**
L junction	**-**	**2** biemission	**P** prismatic	**P** ceiling	**27** 2700K	**BI** white	**OO** On/Off
T junction				**S**[2] suspension	**30** 3000K	**NE** black	**DA** DALI
X junction					**40** 4000K		

CE ⏚

[1] Product real lumen based on CCT at 4000K
[2] Suspended version supplied without canopy

TETRIS SHAPES Sound-absorbing

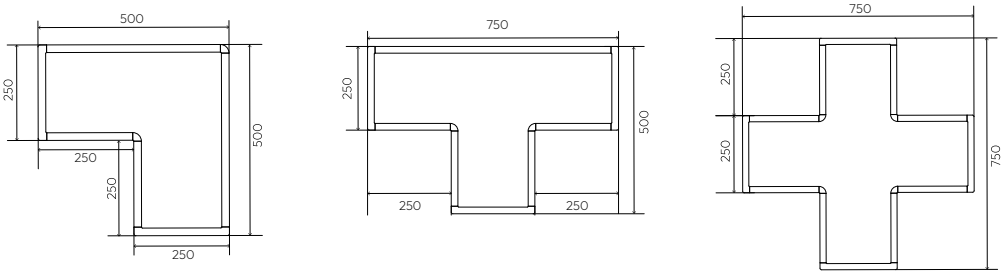

Code	***Complete the code** + (1) + (2) + (3) + (4) + (5)				
TT ...	(1) **Shape**	(2) **-**	(3) **Diffusion**	(4) **Installation**	(5) **Colour**
	L junction	**-**	**A** acoustic	**P** ceiling	**BB** white/white
	T junction			**S**[1] suspension	**NN** black/black
	X junction				

CE ⏚

[1] Suspended version supplied without canopy

Accessories

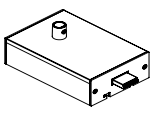

07635-NE Power Feeder 220-240V 50/60Hz black (cable length 2500mm)
07635-BI Power Feeder 220-240V 50/60Hz white (cable length 2500mm)

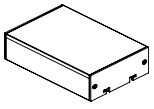

14843-NE End cap black
14843-BI End cap white

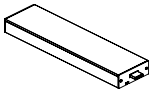

10018-NE Middle connector W/O Input cable black
10018-BI Middle connector W/O Input cable white

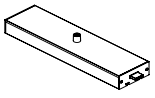

10019-NE Middle connector W/I Input cable black (cable length 2500mm)
10019-BI Middle connector W/I Input cable white (cable length 2500mm)

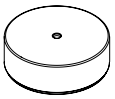

RST-NE8030 Canopy black Ø80x30mm
RST-BI8030 Canopy white Ø80x30mm





ivela elcom

PIECE

Eleganza, efficienza e controllo in un'unica soluzione. Questa lampada rotonda con diffusore opale prismatico è la scelta ideale per chi cerca un'illuminazione omogenea, morbida e senza abbagliamento. Il design pulito e moderno si integra perfettamente in uffici, sale riunioni e ambienti professionali contemporanei. Disponibile in diverse dimensioni, si adatta facilmente a ogni contesto progettuale, offrendo anche una soluzione biemissiva che valorizza l'architettura con una luce sia diretta che indiretta, migliorando il comfort visivo e l'atmosfera degli spazi.
Dotato di driver DALI, versione On/Off, sensore di movimento e modulo di emergenza integrato, questo apparecchio garantisce massima flessibilità di gestione, efficienza energetica e sicurezza anche in caso di blackout. Una soluzione completa per l'illuminazione smart di ambienti dinamici e professionali.



Elegance, efficiency, and control in a single solution. This round lamp with prismatic opal diffuser is the ideal choice for those seeking homogeneous, soft, and glare-free lighting. The clean and modern design integrates seamlessly into offices, meeting rooms, and contemporary professional environments. Available in various sizes, it easily adapts to any design context, also offering a bi-emission version that enhances architecture with both direct and indirect light, improving visual comfort and the atmosphere of spaces.
Equipped with DALI driver, On/Off version, motion sensor, and integrated emergency module, this fixture ensures maximum management flexibility, energy efficiency, and safety even in case of blackout.
A complete solution for smart lighting in dynamic and professional environments.

Élégance, efficacité et contrôle dans une solution unique. Cette lampe ronde avec diffuseur opale prismatique est le choix idéal pour ceux qui recherchent un éclairage homogène, doux et sans éblouissement. Son design épuré et moderne s'intègre parfaitement dans les bureaux, salles de réunion et environnements professionnels contemporains. Disponible en différentes dimensions, elle s'adapte facilement à tout contexte de projet, offrant également une version bi-émission qui met en valeur l'architecture avec une lumière à la fois directe et indirecte, améliorant le confort visuel et l'atmosphère des espaces. Équipé d'un driver DALI, version On/Off, capteur de mouvement et module d'urgence intégré, cet appareil garantit une flexibilité maximale de gestion, une efficacité énergétique et une sécurité même en cas de coupure de courant.
Une solution complète pour l'éclairage intelligent des environnements dynamiques et professionnels.

Elegancia, eficiencia y control en una única solución. Esta luminaria redonda con difusor opalino prismático es la elección ideal para quienes buscan una iluminación homogénea, suave y sin deslumbramientos. Su diseño limpio y moderno se integra perfectamente en oficinas, salas de reuniones y entornos profesionales contemporáneos. Disponible en diferentes dimensiones, se adapta fácilmente a cualquier contexto de proyecto, ofreciendo también una solución biemisión que realza la arquitectura con luz tanto directa como indirecta, mejorando el confort visual y la atmósfera de los espacios. Equipada con driver DALI, versión On/Off, sensor de movimiento y módulo de emergencia integrado, esta luminaria garantiza la máxima flexibilidad de gestión, eficiencia energética y seguridad incluso en caso de blackout. Una solución completa para la iluminación inteligente de entornos dinámicos y profesionales.



PIECE



R 300
p.44



R 450
p.44



R 600
p.44



R 900
p.44



FEATURES

DRIVER INTEGRATO A SCELTA TRA:
ON/OFF - DALI
Integrated driver selectable between:
On/Off – DALI

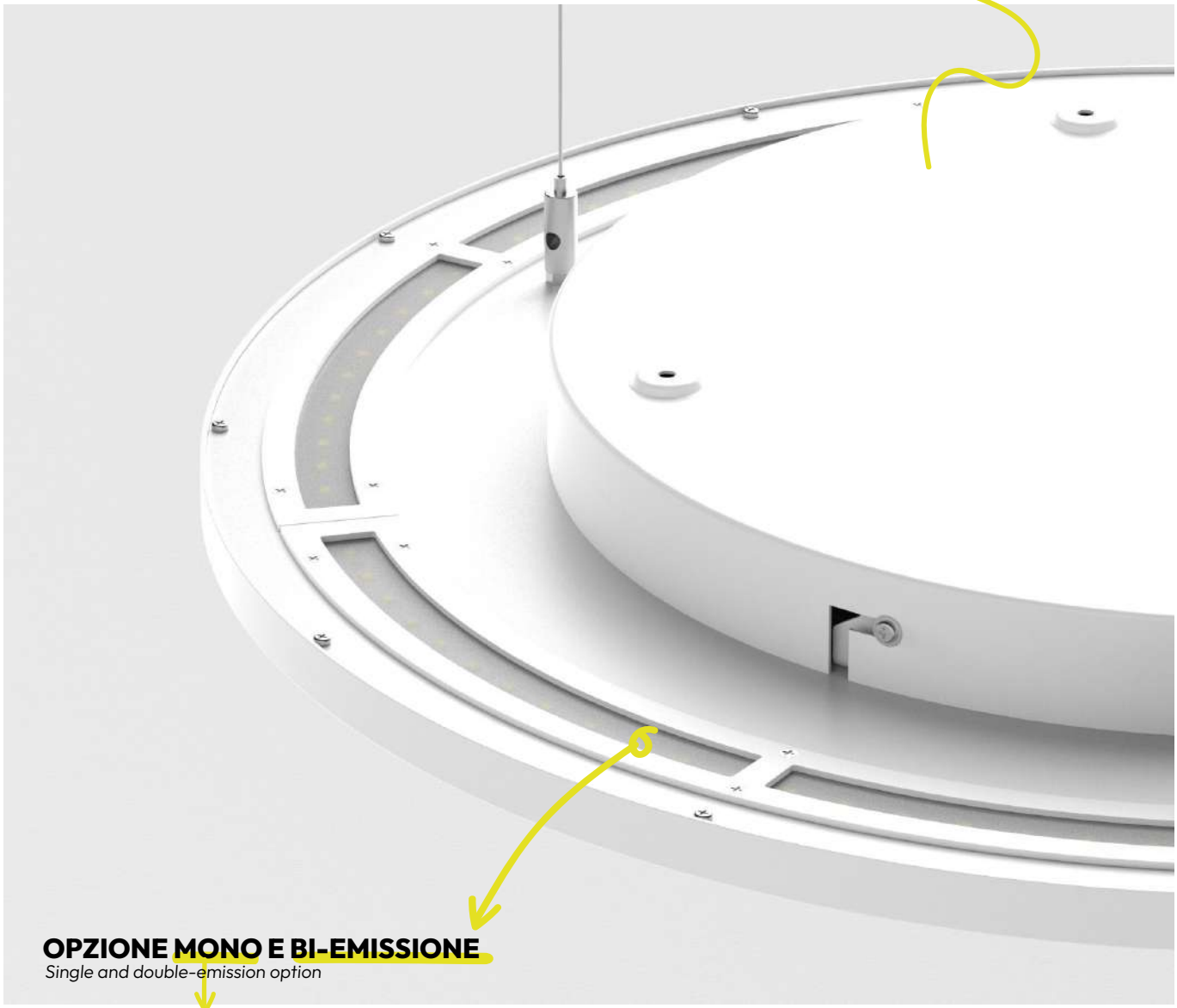

OPZIONE MONO E BI-EMISSIONE
Single and double-emission option

Ø R 300
SOLO MONOEMISSIONE
R 300 single emission only

UGR<19

SOLO 17 mm DI SPESSORE
Only 17 mm thick

17 mm

EMERGENZA E SENSORE VOLUMETRICO INTEGRATI
Integrated emergency and volumetric sensor



PIECE





R 300



R 450



R 600



R 900

Installazione Plafone, Sospensione	Installation Ceiling - Wall, Suspension	Installation Plafond - Mur, À suspension	Instalación Techo - Pared, Colgante
Materiali Alluminio; Diffusore prismatizzato	Materials Aluminium; Prismatic diffuser	Matériels Aluminium ; Diffuseur prismatique	Materiales Aluminio; Difusor prismático
Alimentazione 220/240 Vac	Power supply 220/240 Vac	Alimentation 220/240 Vac	Alimentación 220/240 Vac
Versioni DALI, Push, On/Off, Emergenza, Sensore	Versions DALI, Push, On/Off, Emergency, Sensor	Versions DALI, Push, On/Off, Secours, Détecteur de mouvement	Versiones DALI, Push, On/Off, Emergencia, Sensor



bianco
white

nero
black

90°

PIECE R 300



Code*	Lighting data		
		Watt	lm[1]
PCR- ...	mono	21	2070

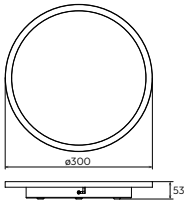

***Complete the code** + (1) + (2) + (3) + (4) + (5) + (6) + (7)

(1) **Emission**	(2) **Diffusion**	(3) **Installation**	(4) **CCT**	(5) **Colour**	(6) **Control**	(7) **Dimensions**
1 mono	**P** prismatic	**P** ceiling	**27** 2700K	**BI** white	**OO** On/Off	**D1** Ø 300 mm
			30 3000K	**NE** black	**DA** DALI	
			40 4000K		**OE** OO/emergency[2]	
					OS OO/sensor	
					DE DALI/emergency[2]	
					DS DALI/sensor	

CE ⏚

[1] Product real lumen based on CCT at 4000K
[2] Emergency 1h

PIECE R 450/600/900



Code*	Lighting data					
			Watt		lm[1]	
			Down	Up	Down	Up
PCR- ...	mono	(D2)	30		3431	
	bi	(D2)	30	15	3431	1794
	mono	(D3)	37		4341	
	bi	(D3)	37	19	4341	2358
	mono	(D4)	59		7403	
	bi	(D4)	59	30	7403	3647

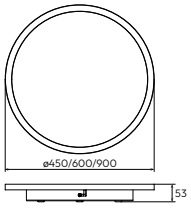

***Complete the code** + (1) + (2) + (3) + (4) + (5) + (6) + (7)

(1) **Emission**	(2) **Diffusion**	(3) **Installation**	(4) **CCT**	(5) **Colour**	(6) **Control**	(7) **Dimensions**
1 mono	**P** prismatic	**P** ceiling	**27** 2700K	**BI** white	**OO** On/Off	**D2** Ø 450 mm
2 biemission			**30** 3000K	**NE** black	**DA** DALI	**D3** Ø 600 mm
			40 4000K		**OE** OO/emergency[3]	**D4** Ø 900 mm
					OS OO/sensor	
					DE DALI/emergency[3]	
					DS DALI/sensor	
					OX OO/emergency/sensor	
					DX DALI/emergency/sensor	

CE ⏚

[1] Product real lumen based on CCT at 4000K
[3] Emergency 3h

Accessories

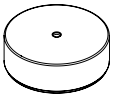

RST-NE8030 Canopy black Ø80x30mm
RST-BI8030 Canopy white Ø80x30mm

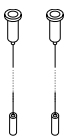

14850-NE Kit sospensione L=2000mm + cavo
Suspension kit L=2000mm + cable
Kit de suspension L=2000mm + câble
Kit de suspensión L=2000mm + cable

CARATTERISTICHE TECNICHE SENSORE VOLUMETRICO

TECHNICAL SPECIFICATIONS – VOLUMETRIC SENSOR

CEILING MOUNTING

CEILING MOUNTED HEIGHT: 3m
SENSITIVITY: 100%-75%-50%-25%-10%

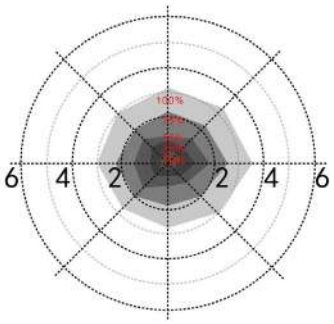

NORMAL MOVING (SPEED:1m/s)

CEILING MOUNTED HEIGHT: 6m(*)
SENSITIVITY:100%-75%-50%

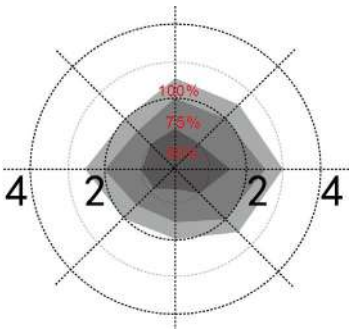

NORMAL MOVING (SPEED:1m/s)

When installed at 6m height, only 50%, 75%, 100% detection sensitivity is applicable.
10% and 25% sensitivity cannot detect the motion signal.

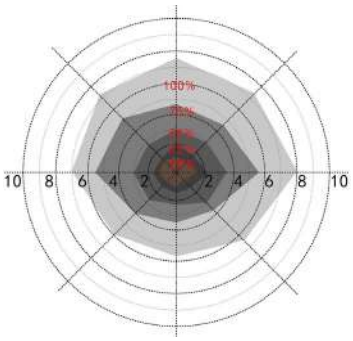

SLOW MOVING (SPEED 0.3m/s)

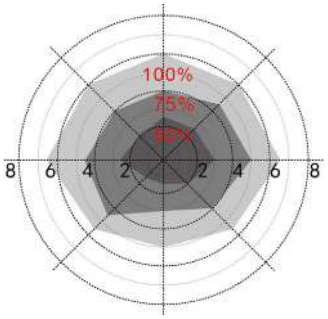

SLOW MOVING (SPEED: 0.3m/s)

WALL MOUNTING

WALL MOUNTED HEIGHT: 2m
SENSITIVITY: 100%-75%-50%-25%-10%

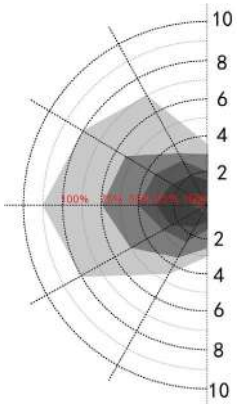

NORMAL MOVING (SPEED: 1m/s)

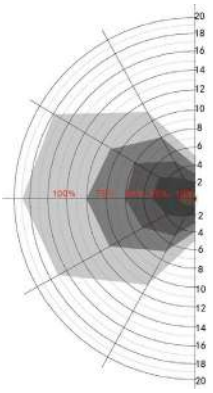

SLOW MOVING (SPEED 0.3m/s)







SUPERCUSTOM

I pannelli SuperCustom rappresentano un modo innovativo di illuminare e decorare con la luce. Progettati per integrarsi armoniosamente in qualsiasi ambiente, diventano un elemento essenziale dell'interior design. La loro versatilità consente di installarli in tutti i tipi di ambienti, compresi quelli residenziali. La combinazione di eleganza, purezza e funzionalità rende il pannello LED un prodotto senza tempo, in grado di trasformare qualsiasi ambiente e diventare il vero protagonista della scena.



SuperCustom panels represent an innovative way to illuminate and decorate with light. Designed to blend harmoniously into any space, they become an essential element of interior design. Thanks to their versatility, they can be installed in all types of environments, including residential spaces.
The combination of elegance, simplicity and functionality makes the LED panel a timeless product, capable of transforming any space and becoming the true centerpiece,

Les panneaux SuperCustom représentent une solution innovante pour illuminer et décorer à l'aide de la lumière. Conçus pour s'intégrer harmonieusement dans n'importe quel espace, ils deviennent un élément essentiel de la décoration intérieure. Leur polyvalence permet de les installer dans tous types d'environnements, y compris dans les espaces résidentiels. La combinaison de l'élégance, de la pureté et de la fonctionnalité fait du panneau LED un produit intemporel, capable de transformer n'importe quel environnement et de devenir le véritable protagoniste de la scène.

Los paneles SuperCustom representan una forma innovadora de iluminar y decorar mediante la luz. Diseñados para integrarse armoniosamente en cualquier espacio, se convierten en un elemento esencial del interiorismo.
Su versatilidad permite instalarlos en todo tipo de entornos, incluso en espacios residenciales.
La combinación de elegancia, pureza y funcionalidad convierte al panel LED en un producto atemporal, capaz de transformar cualquier ambiente y convertirse en el verdadero protagonista de la escena.



SUPERCUSTOM

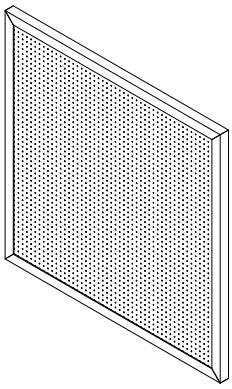

EASY
p.54

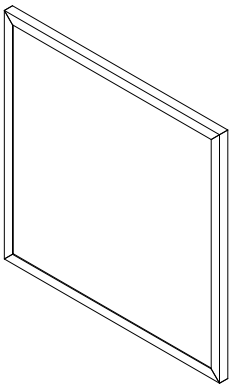

UNIFORM
p.62

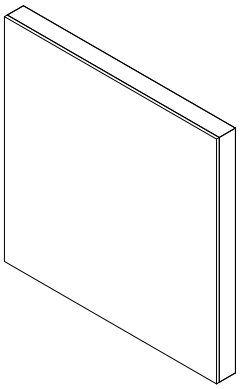

BRICK
p. 70



BRICK + SOL SYSTEM
p.78

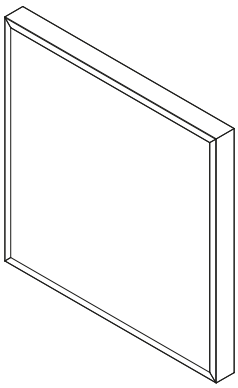

ELEGANT
p.86



VISUAL
p. 94



Componi il tuo pannello

Design your panel

Scan Qr Code

Forme personalizzate disponibili su richiesta
Custom shapes available upon request

ivela elcom

EASY

Easy: pure backlighting without filters

Easy è la scelta perfetta per valorizzare la bellezza di materiali traslucidi. Grazie all'assenza di diffusore, garantisce il massimo flusso luminoso, esaltando i dettagli e le venature naturali delle superfici. Un pannello pensato per chi cerca una luce autentica, diretta e senza filtri, in grado di rivelare l'essenza di ogni materiale.

Easy is the perfect choice for enhancing the beauty of translucent materials. Thanks to the absence of a diffuser, it guarantees maximum light output, highlighting the details and natural veins of the surfaces. A panel created for those seeking authentic, direct, unfiltered light, capable of revealing the essence of each material.

Easy est le choix idéal pour mettre en valeur la beauté des matériaux translucides. Grâce à l'absence de diffuseur, il garantit un flux lumineux maximal, en soulignant les détails et les veinures naturelles des surfaces. Un panneau créé pour ceux qui recherchent une lumière authentique, directe et sans filtres, capable de révéler l'essence de chaque matériau.

Easy es la opción ideal para realzar la belleza natural de los materiales translúcidos. Su diseño, sin difusor, permite aprovechar al máximo el flujo luminoso, resaltando con precisión los detalles, texturas y vetas naturales de cada superficie.
Un panel creado para quienes buscan una luz auténtica, directa y sin filtros, capaz de revelar la esencia de cada material.



EASY



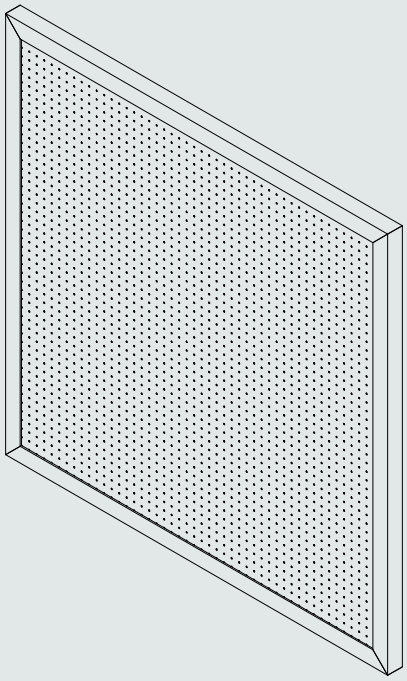

Vista del pannello YP
View of YP panel

Models

YA / YV / YP

CARATTERISTICHE FISICHE

Materiale corpo: Alluminio
Materiale diffusore: Polimetilmetacrilato (PMMA)
Grado di protezione: IP20
Resistenza agli urti: IK07

CARATTERISTICHE ELETTRICHE

Classe di isolamento: III
Cablaggio: L=2000mm

CARATTERISTICHE ILLUMINOTECNICHE

CRI: Typ. 93 R9>50 (solo per Single-colore e TW)
Fattore di abbagliamento: UGR<22
Durata utile: L90B10 90000h

PHYSICAL CHARACTERISTICS
Body material: Aluminium
Diffuser material: Polymethylmethacrylate (PMMA)
Protection rating: IP20
Impact resistance: IK07

ELECTRICAL CHARACTERISTICS
Insulation class: III
Wiring: L = 2000 mm

LIGHTING CHARACTERISTICS
CRI: Typ. 93 R9 > 50 (only for monochromatic and TW)
Glare index: UGR < 22
Service life: L90B10 90,000 h

CARACTÉRISTIQUES PHYSIQUES
Matériau du corps : Aluminium
Matériau du diffuseur : Polyméthacrylate de méthyle (PMMA)
Indice de protection : IP20
Résistance aux chocs : IK07

CARACTÉRISTIQUES ÉLECTRIQUES
Classe d'isolation : III
Câblage : L = 2000 mm

CARACTÉRISTIQUES PHOTOMÉTRIQUES
IRC : Typ. 93 R9 > 50 (uniquement pour monochrome et TW)
Facteur d'éblouissement : UGR < 22
Durée de vie utile : L90B10 90 000 h

CARACTERÍSTICAS FÍSICAS
Material del cuerpo: Aluminio
Material del difusor: Polimetilmetacrilato (PMMA)
Grado de protección: IP20
Resistencia a impactos: IK07

CARACTERÍSTICAS ELÉCTRICAS
Clase de aislamiento: III
Cableado: L = 2000 mm

CARACTERÍSTICAS FOTOMÉTRICAS
IRC: Typ. 93 R9 > 50 (solo para monocromático y TW)
Índice de deslumbramiento: UGR < 22
Vida útil: L90B10 90 000 h

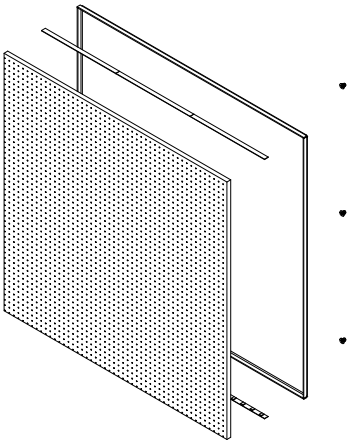

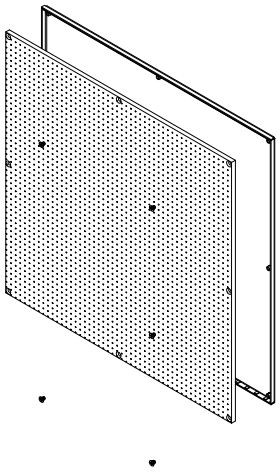

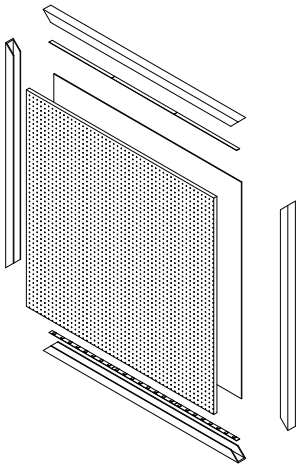

	YA **Pannello Easy con case + adesivo** Panel Easy with case + adhesive	**YV** **Pannello Easy con case + viti** Panel Easy with case + screws	**YP** **Pannello Easy con profilo** Panel Easy with profile
Applicazione	Ideale per la **retroilluminazione di piccole superfici in materiali traslucidi** come marmo, onice o similari, dove sono richiesti **ingombri minimi** e **assenza di elementi di fissaggio visibili**. Particolarmente efficace se il materiale è a **contatto diretto** o molto vicino al pannello. Il pannello è realizzato con uno speciale adesivo strutturale, ottimo per ridurre le zone d'ombra.	Progettato per la **retroilluminazione di superfici medie in materiali traslucidi**, con la necessità di **spessori ridotti** e **assenza di cornici visibili**. Il pannello è assemblato con viti integrate, che risultano invisibili se il materiale è sufficientemente distanziato.	Pannello dotato di **cornice perimetrale** con **finiture personalizzabili**, pensato per la **retroilluminazione di grandi superfici in materiali traslucidi**. Offre maggiore robustezza e **flessibilità d'installazione**, ideale per contesti strutturati. Se correttamente distanziato, il pannello garantisce un **effetto luminoso uniforme e pulito**, con la cornice non visibile.
Application	Ideal for backlighting small surfaces made of translucent materials such as marble, onyx, or similar, where minimal thickness and the absence of visible fixing elements are required. Particularly effective when the material is in direct contact with or very close to the panel. The panel is made with a special structural adhesive, optimized to minimize shadow areas.	Designed for backlighting medium-sized surfaces made of translucent materials, requiring reduced thicknesses and no visible frames. The panel is assembled with integrated screws, which remain invisible when the material is properly spaced.	Panel equipped with a perimeter frame with customizable finishes, designed for backlighting large surfaces made of translucent materials. It offers increased robustness and installation flexibility, making it ideal for structured environments. When properly spaced, the panel ensures a clean and uniform lighting effect with the frame remaining invisible.
Application	Idéal pour le rétroéclairage de petites surfaces en matériaux translucides tels que le marbre, l'onyx ou similaires, lorsque des encombrements minimaux et l'absence d'éléments de fixation visibles sont exigés. Particulièrement efficace lorsque le matériau est en contact direct ou très proche du panneau. Le panneau est réalisé avec un adhésif structurel spécial, conçu pour réduire les zones d'ombre.	Conçu pour le rétroéclairage de surfaces moyennes en matériaux translucides, nécessitant une faible épaisseur et l'absence de cadres visibles. Le panneau est assemblé avec des vis intégrées, invisibles lorsque le matériau est suffisamment éloigné du panneau.	Panneau doté d'un cadre périphérique avec finitions personnalisables, conçu pour le rétroéclairage de grandes surfaces en matériaux translucides. Il offre une plus grande robustesse et une flexibilité d'installation accrue, idéal pour les environnements structurés. Correctement espacé, le panneau garantit un effet lumineux homogène et net, avec le cadre non visible.
Aplicación	Ideal para la retroiluminación de pequeñas superficies en materiales translúcidos como mármol, ónix o similares, donde se requiere un espesor mínimo y la ausencia de elementos de fijación visibles. Especialmente eficaz cuando el material está en contacto directo o muy próximo al panel. El panel se fabrica con un adhesivo estructural especial, diseñado para reducir al mínimo las zonas de sombra.	Diseñado para la retroiluminación de superficies medianas en materiales translúcidos, cuando se requiere un espesor reducido y la ausencia de marcos visibles. El panel se ensambla con tornillos integrados, que permanecen invisibles cuando el material está suficientemente distanciado.	Panel equipado con un marco perimetral con acabados personalizables, diseñado para la retroiluminación de grandes superficies en materiales translúcidos. Ofrece mayor robustez y flexibilidad de instalación, ideal para entornos estructurados. Cuando está correctamente distanciado del material a retroiluminar el panel garantiza un efecto luminoso uniforme y limpio, con el marco no visible.

	YA			YV			YP	
Section	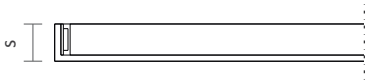			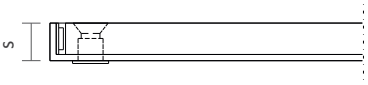			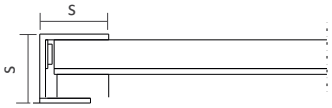	
Thickness (S) mm	6	9	11	6	9	11	12	15
Weight kg/m²	8,5	12,5	15	8,5	12,5	15	9[1]	9,5[1]
Type of light	Z, C, N, F	TW, H	HZ, HC, HN	Z, C, N, F	TW, H	HZ, HC, HN	Z, C, N, F, TW, H	Z, C, N, F, TW, H, HZ, HC, HN

Z (2700K) C (3000K) N (4000K) F (5700K) TW (2700K-6500K)
H (RGB) HZ (RGB+2700K) HC (RGB+3000K) HN (RGB+4000K)

Finish

Alluminio
Aluminium

Alluminio
Aluminium
Nero
Black
Bianco
White
Oro
Gold
XX RAL su richiesta
RAL on request

Max dimension (X) mm

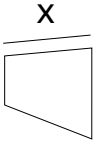

2980

3000

Max dimension (Y) mm

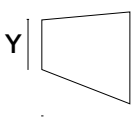

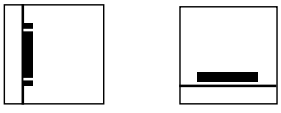

700 1000

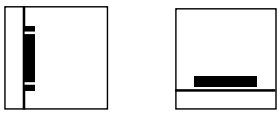

1480

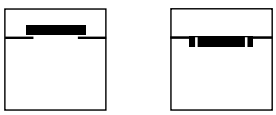

1000 1500

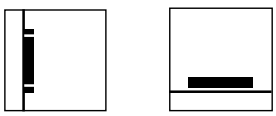

2000[2]

[1] The weight refers to monochromatic CCT versions.
[2] When Y > 1500, S = 15 for TW - H - HZ - HC - HN

Installation

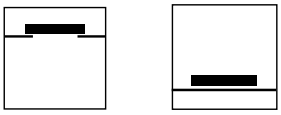

Appoggio
Surface-mounted

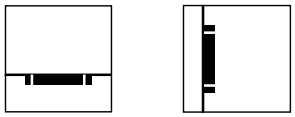

Fori passanti
Through-holes

LED sides

1X



1 Lato LED
1 Side LED

LED inferiore
Bottom LED
LED côté inférieur
LED lado inferior

1Y



1 Lato LED
1 Side LED

LED laterale
Side LED
LED latérale
LED lateral

2X



2 Lati LED
2 Sided LED

LED sui lati orizzontali
LED on the horizontal sides
LED sur les côtés horizontaux
LED en los lados horizontales

2Y



2 Lati LED
2 Sided LED

LED sui lati verticali
LED on on the vertical sides
LED sur les côtés verticaux
LED en los lados verticales

2X + 2Y



4 Lati LED / Perimetrale
4 Sides LED / Perimeter

LED su tutto il perimetro
LED on the entire perimeter
LED sur tout le périmètre
LED en todo el perímetro

Power	20W/m (Single-colour[3])	40W/m (TW)	22W/m (RGB)	20W/m (RGB+W)

[3] 15W/m - 10W/m on request

LED SIDE SOURCE LUMINOUS FLUX[4] lm/m

2700K	3000K	4000K	5700K	2700K - 6500K	RGB	RGB + 2700K	RGB+3000K	RGB + 4000K
2640	2735	2920	2965	5600	1040	1140	1225	1310

[4] Output luminous flux: Lumens per meter [lm/m] × Number of LED sides [n] × Dimension X or Y [m] – 35%
Ex. (2640lm x 2 x 1m)-35%= 5280lm/m - 35% = 3432 lm/m

Scan Qr Code

Forme personalizzate disponibili su richiesta
Custom shapes available upon request





ivela elcom

UNIFORM

Uniform: Total customization

Il pannello Uniform si adatta con eleganza a tutte le esigenze di design, offrendo la massima libertà creativa.
Una soluzione versatile e sofisticata, pensata per chi desidera dare forma alla luce e trasformarla in un elemento di espressione architettonica.

The Uniform panel elegantly adapts to all design requirements, offering maximum creative freedom.
A versatile and sophisticated solution, designed for those who wish to shape light and turn it into an element of architectural expression.

Le panneau Uniform s'adapte avec élégance à toutes les exigences de conception, offrant une liberté créative maximale.
Une solution polyvalente et sophistiquée, conçue pour ceux qui souhaitent façonner la lumière et la transformer en un élément d'expression architecturale.

El panel Uniform se adapta con elegancia a todas las exigencias de diseño, ofreciendo la máxima libertad creativa.
Una solución versátil y sofisticada, pensada para quienes desean dar forma a la luz y convertirla en un elemento de expresión arquitectónica.



UNIFORM



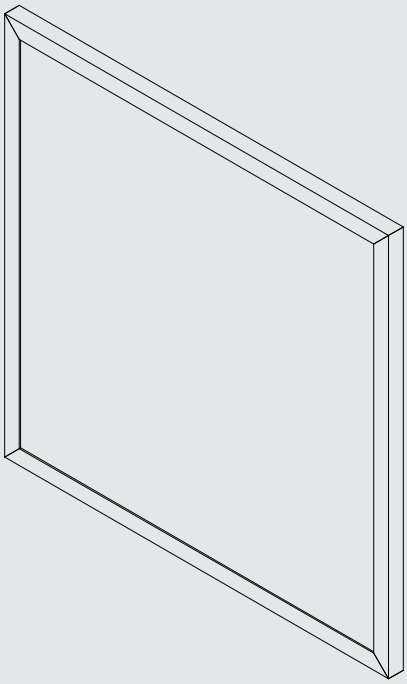

Vista del pannello UP
View of UP panel

Models

UA / UV / UP

CARATTERISTICHE FISICHE

Materiale corpo: Alluminio
Materiale diffusore: Polimetilmetacrilato (PMMA)
Grado di protezione: IP20
Resistenza agli urti: IK07

CARATTERISTICHE ELETTRICHE

Classe di isolamento: III
Cablaggio: L=2000mm

CARATTERISTICHE ILLUMINOTECNICHE

CRI: Typ. 93 R9>50 (solo per Single-colore e TW)
Fattore di abbagliamento: UGR<22
Durata utile: L90B10 90000h

PHYSICAL CHARACTERISTICS
Body material: Aluminium
Diffuser material: Polymethylmethacrylate (PMMA)
Protection rating: IP20
Impact resistance: IK07

ELECTRICAL CHARACTERISTICS
Insulation class: III
Wiring: L = 2000 mm

LIGHTING CHARACTERISTICS
CRI: Typ. 93 R9 > 50 (only for monochromatic and TW)
Glare index: UGR < 22
Service life: L90B10 90,000 h

CARACTÉRISTIQUES PHYSIQUES
Matériau du corps : Aluminium
Matériau du diffuseur : Polyméthacrylate de méthyle (PMMA)
Indice de protection : IP20
Résistance aux chocs : IK07

CARACTÉRISTIQUES ÉLECTRIQUES
Classe d'isolation : III
Câblage : L = 2000 mm

CARACTÉRISTIQUES PHOTOMÉTRIQUES
IRC : Typ. 93 R9 > 50 (uniquement pour monochrome et TW)
Facteur d'éblouissement : UGR < 22
Durée de vie utile : L90B10 90 000 h

CARACTERÍSTICAS FÍSICAS
Material del cuerpo: Aluminio
Material del difusor: Polimetilmetacrilato (PMMA)
Grado de protección: IP20
Resistencia a impactos: IK07

CARACTERÍSTICAS ELÉCTRICAS
Clase de aislamiento: III
Cableado: L = 2000 mm

CARACTERÍSTICAS FOTOMÉTRICAS
IRC: Typ. 93 R9 > 50 (solo para monocromático y TW)
Índice de deslumbramiento: UGR < 22
Vida útil: L90B10 90 000 h

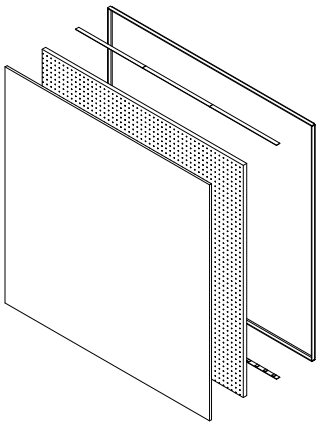

UA
Pannello Uniform con case + adesivo
Panel Uniform with case + adhesive

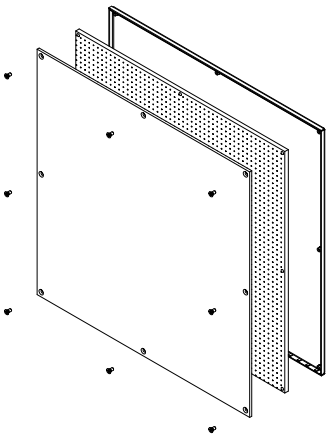

UV
Pannello Uniform con case + viti
Panel Uniform with case + screws

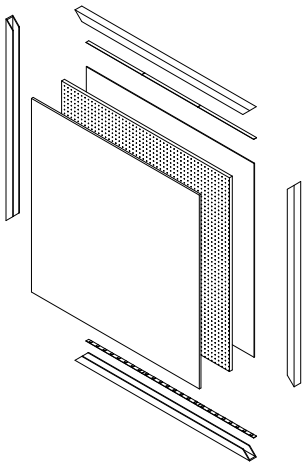

UP
Pannello Uniform con profilo
Panel Uniform with profile

Applicazione

Ideale per **applicazioni in spazi molto ridotti** dove è richiesta **un'illuminazione indiretta omogenea**, ad esempio in mensole, pensili o nicchie sottili. Perfetto anche per la **retroilluminazione di piccole superfici in materiali semitrasparenti**, soprattutto se a **contatto diretto** o molto vicini al pannello. Nessun elemento di fissaggio visibile: il pannello è realizzato con uno speciale adesivo strutturale, ottimo per ridurre le zone d'ombra.

Progettato per applicazioni che richiedono **dimensioni maggiori** mantenendo uno **spessore contenuto**. Indicato anche per la **retroilluminazione di superfici medie in materiali semitrasparenti**. Nessuna cornice a vista: il pannello è assemblato con viti integrate che restano invisibili se il materiale è sufficientemente distanziato.

Pannello con **cornice perimetrale** disponibile in **finiture personalizzabili**, pensato per installazioni strutturate, adatto per essere inserito in **case a soffitto o cornici a cartongesso**. Ideale anche per la **retroilluminazione di grandi superfici in materiali semitrasparenti**: se ben distanziato, il pannello offre un effetto luminoso pulito, con cornice non visibile.

Application

Ideal for applications in very confined spaces where uniform indirect lighting is required, such as shelves, cabinets, or narrow niches. Also perfect for backlighting small surfaces made of semi-transparent materials, especially when in direct contact with or very close to the panel. No visible fixing elements: the panel is built with a special structural adhesive, optimized to minimize shadow areas.

Designed for applications requiring larger dimensions while maintaining a compact thickness. Also suitable for backlighting medium-sized surfaces made of semi-transparent materials. No visible frame: the panel is assembled with integrated screws that remain hidden when the material is properly spaced.

Panel with perimeter frame available in customizable finishes, designed for structured installations and suitable for integration into ceiling housings or plasterboard frames. Also ideal for backlighting large surfaces made of semi-transparent materials: when properly spaced, the panel provides a clean lighting effect with the frame remaining invisible.

Application

Idéal pour les applications dans des espaces très réduits où un éclairage indirect homogène est requis, par exemple dans des étagères, des meubles suspendus ou des niches étroites. Parfait également pour le rétroéclairage de petites surfaces en matériaux semi-transparents, notamment lorsqu'ils sont en contact direct ou très proches du panneau. Aucun élément de fixation visible : le panneau est réalisé avec un adhésif structurel spécial, conçu pour réduire les zones d'ombre.

Conçu pour des applications nécessitant de plus grandes dimensions tout en conservant une épaisseur réduite. Convient également au rétroéclairage de surfaces moyennes en matériaux semi-transparents. Aucun cadre visible: le panneau est assemblé avec des vis intégrées, invisibles lorsque le matériau est suffisamment éloigné.

Panneau avec cadre périphérique disponible en finitions personnalisables, conçu pour des installations structurées et adapté à l'intégration dans des faux plafonds ou des cadres en plâtre. Idéal également pour le rétroéclairage de grandes surfaces en matériaux semi-transparents: correctement espacé, le panneau offre un effet lumineux homogène et net, avec le cadre non visible.

Aplicación

Ideal para aplicaciones en espacios muy reducidos donde se requiere una iluminación indirecta uniforme, como en estantes, muebles colgantes o nichos estrechos. También es perfecto para la retroiluminación de pequeñas superficies en materiales semitranslúcidos, especialmente cuando están en contacto directo o muy cerca del panel. Sin elementos de fijación visibles: el panel está fabricado con un adhesivo estructural especial, diseñado para minimizar las zonas de sombra.

Diseñado para aplicaciones que requieren dimensiones mayores manteniendo un espesor reducido. También indicado para la retroiluminación de superficies medianas en materiales semitranslúcidos. Sin marco visible: el panel se ensambla con tornillos integrados que permanecen invisibles cuando el material está suficientemente distanciado.

Panel con marco perimetral disponible en acabados personalizables, diseñado para instalaciones estructuradas y apto para su integración en falsos techos o marcos de cartón yeso. También ideal para la retroiluminación de grandes superficies en materiales semitranslúcidos: si se mantiene la distancia adecuada, el panel ofrece un efecto luminoso limpio, con el marco completamente invisible.

	UA			UV			UP	
Section	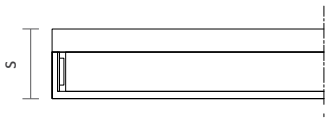			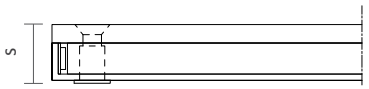				
Thickness (S) mm	9	12	14	9	12	14	12	15
Weight kg/m²	12,5	16	18,5	12,5	16	18,5	13[1]	13,5[1]
Type of light	Z C N F	TW H	HZ HC HN	Z C N F	TW H	HZ HC HN	Z C N F TW H	Z C N F TW H HZ HC HN

Z (2700K) C (3000K) N (4000K) F (5700K) TW (2700K-6500K)
H (RGB) HZ (RGB+2700K) HC (RGB+3000K) HN (RGB+4000K)

Diffuser	Opale Opal	Grafica Graphic	Prismatizzato Prismatic UGR<19
Finish	Alluminio Aluminium		Alluminio Aluminium Nero Black Bianco White Oro Gold XX RAL su richiesta RAL on request
Max dimension (X) mm	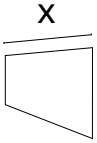	2980	3000
Max dimension (Y) mm	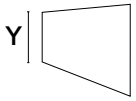	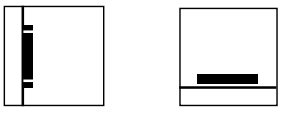 700 1000	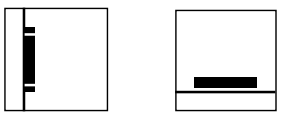 1480	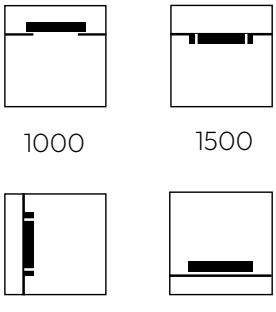 1000 1500 2000[2]

[1] The weight refers to monochromatic CCT versions.
[2] When Y > 1500, S = 15 for TW - H - HZ - HC - HN

Installation

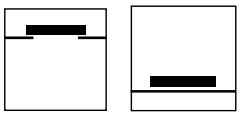

Appoggio
(Surface-mounted)

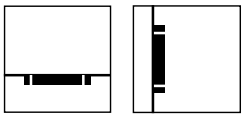

Fori passanti
(Through-holes)

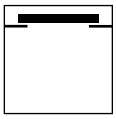

Cartongesso con cornice
(Plasterboard with frame)

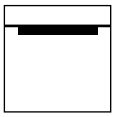

Plafone con case
(Ceiling-mounted with housing)

LED sides



1 Lato LED
1 Side LED

LED inferiore
Bottom LED
LED côté inférieur
LED lado inferior

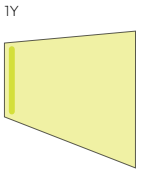

1 Lato LED
1 Side LED

LED laterale
Side LED
LED latérale
LED lateral

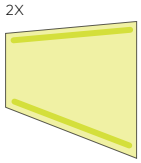

2 Lati LED
2 Sided LED

LED sui lati orizzontali
LED on the horizontal sides
LED sur les côtés horizontaux
LED en los lados horizontales

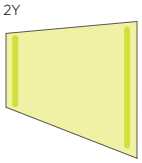

2 Lati LED
2 Sided LED

LED sui lati verticali
LED on on the vertical sides
LED sur les côtés verticaux
LED en los lados verticales

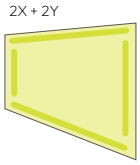

4 Lati LED / Perimetrale
4 Sides LED / Perimeter

LED su tutto il perimetro
LED on the entire perimeter
LED sur tout le périmètre
LED en todo el perímetro

Power

20W/m (Single-colour[3])	40W/m (TW)	22W/m (RGB)	20W/m (RGB+W)

[3] 15W/m - 10W/m on request

LED SIDE SOURCE LUMINOUS FLUX[4] lm/m

2700K	3000K	4000K	5700K	2700K - 6500K	RGB	RGB + 2700K	RGB+3000K	RGB + 4000K
2640	2735	2920	2965	5600	1040	1140	1225	1310

[4] Output luminous flux: Lumens per meter [lm/m] × Number of LED sides [n] × Dimension X or Y [m] – 45%
Es. (2640lm x 2 x 1m)-45%= 5280lm/m - 45% = 2904 lm/m

Scan Qr Code

Forme personalizzate disponibili su richiesta
Custom shapes available upon request





ivela elcom

BRICK

Brick: minimal design, maximum effect

Brick rappresenta l'essenza della raffinatezza e dell'eleganza: un pannello senza bordi che si fonde armoniosamente con lo spazio.
La sua versatilità consente un'ampia varietà di installazioni, mentre il suo design minimalista e raffinato crea un effetto di luce pura e avvolgente.
La scelta perfetta per chi cerca una soluzione moderna, elegante e senza compromessi, in grado di trasformare qualsiasi ambiente.

Brick represents the essence of sophistication and elegance: a trimless panel that blends harmoniously with the space.
Its versatility allows for a wide variety of installations, while its minimalist and refined design creates an effect of pure, enveloping light.
The perfect choice for those seeking a modern, elegant and uncompromising solution capable of transforming any environment.

Brick incarne l'essence même du raffinement et de l'élégance: un panneau trimless qui se fond harmonieusement dans l'espace. Sa polyvalence permet une grande variété d'installations, tandis que son design minimaliste et épuré crée un effet de lumière pure et enveloppante.
Le choix parfait pour ceux qui recherchent une solution moderne, élégante et sans compromis, capable de transformer n'importe quel environnement.

Brick representa la esencia de la sofisticación y la elegancia: un panel sin bordes que se fusiona armoniosamente con el espacio.
Su versatilidad permite una amplia variedad de instalaciones, mientras que su diseño minimalista y depurado crea un efecto de luz pura y envolvente.
La elección perfecta para quienes buscan una solución moderna, elegante y sin compromisos, capaz de transformar cualquier ambiente.



BRICK



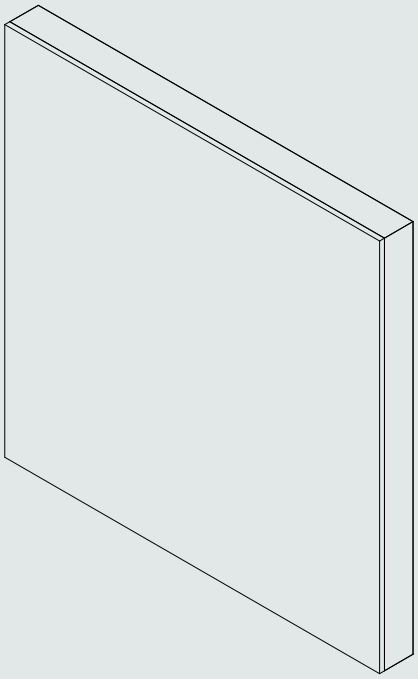

Vista del pannello BP
View of BP panel

Models

BL / BH / BP

CARATTERISTICHE FISICHE
Materiale corpo: Alluminio
Materiale diffusore: Polimetilmetacrilato (PMMA)
Grado di protezione: IP20
Resistenza agli urti: IK07

CARATTERISTICHE ELETTRICHE
Classe di isolamento: III
Cablaggio: L=2000mm

CARATTERISTICHE ILLUMINOTECNICHE
CRI: Typ. 93 R9>50 (solo per Single-colore e TW)
Fattore di abbagliamento: UGR<22
Durata utile: L90B10 90000h

PHYSICAL CHARACTERISTICS
Body material: Aluminium
Diffuser material: Polymethylmethacrylate (PMMA)
Protection rating: IP20
Impact resistance: IK07

ELECTRICAL CHARACTERISTICS
Insulation class: III
Wiring: L = 2000 mm

LIGHTING CHARACTERISTICS
CRI: Typ. 93 R9 > 50 (only for monochromatic and TW)
Glare index: UGR < 22
Service life: L90B10 90,000 h

CARACTÉRISTIQUES PHYSIQUES
Matériau du corps : Aluminium
Matériau du diffuseur : Polyméthacrylate de méthyle (PMMA)
Indice de protection : IP20
Résistance aux chocs : IK07

CARACTÉRISTIQUES ÉLECTRIQUES
Classe d'isolation : III
Câblage : L = 2000 mm

CARACTÉRISTIQUES PHOTOMÉTRIQUES
IRC : Typ. 93 R9 > 50 (uniquement pour monochrome et TW)
Facteur d'éblouissement : UGR < 22
Durée de vie utile : L90B10 90 000 h

CARACTERÍSTICAS FÍSICAS
Material del cuerpo: Aluminio
Material del difusor: Polimetilmetacrilato (PMMA)
Grado de protección: IP20
Resistencia a impactos: IK07

CARACTERÍSTICAS ELÉCTRICAS
Clase de aislamiento: III
Cableado: L = 2000 mm

CARACTERÍSTICAS FOTOMÉTRICAS
IRC: Typ. 93 R9 > 50 (solo para monocromático y TW)
Índice de deslumbramiento: UGR < 22
Vida útil: L90B10 90 000 h

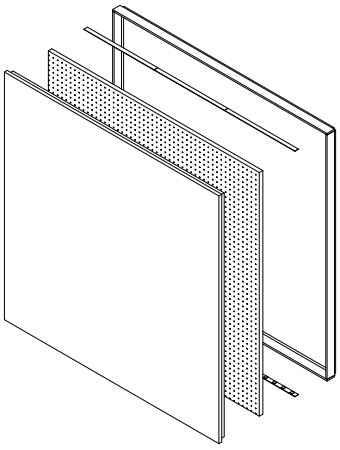

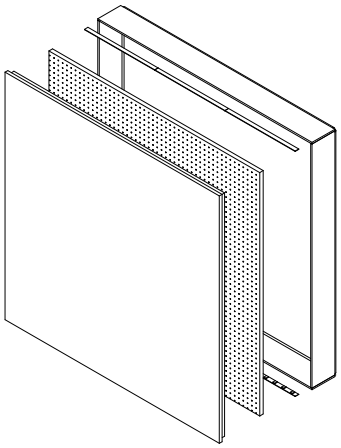

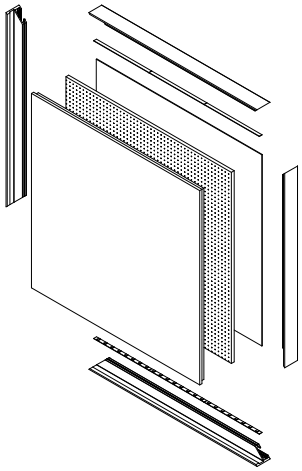

	BL **Pannello Brick con case “low”** Panel Brick with case “low”	**BH** **Pannello Brick con case “high”** Panel Brick with case “high”	**BP** **Pannello Brick con profilo** Panel Brick with profile
Applicazione	Ideale per installazioni architettoniche e **superfici luminose** con **ingombri ridotti**, privo di cornice frontale a vista per un effetto “tutta luce”. Il bordo laterale è disponibile con **finiture personalizzabili**.	Adatto per installazioni architettoniche e **superfici d’appoggio prive di vincoli dimensionali**. Soluzione “tutta luce” **senza cornice frontale visibile**, con bordo laterale disponibile in **finiture personalizzabili**. Particolarmente indicato per composizioni modulari continue, anche con lati LED a contatto.	Progettato per applicazioni architettoniche, offre la **massima versatilità di installazione** grazie al suo speciale profilo strutturale con **finiture personalizzabili**. **Design senza cornice frontale** per un effetto uniforme “tutto luce”.
Application	Ideal for architectural installations and illuminated support surfaces with minimal thickness and no visible front frame, providing a “full light” effect. The side edge is available with customizable finishes.	Suitable for architectural installations and illuminated support surfaces without dimensional constraints. A “full light” solution with no visible front frame, featuring a side edge with customizable finishes. Particularly suitable for continuous compositions, even with LED sides in contact.	Designed for architectural installations, it ensures maximum installation versatility thanks to its dedicated structural profile with customizable finishes. A frameless front design delivers a “full light” effect.
Application	Idéal pour les installations architecturales et les surfaces lumineuses avec un encombrement réduit, sans cadre frontal pour un effet « tout lumière ». Le bord latéral est disponible avec des finitions personnalisables.	Adapté aux installations architecturales et aux surfaces d’appui sans limites dimensionnelles. Solution « tout lumière » sans cadre frontal visible, avec bord latéral disponible en finitions personnalisables. Particulièrement adapté aux compositions modulaires continues, même avec des côtés LED en contact.	Conçu pour les applications architecturales, il offre une versatilité d’installation maximale grâce à son profil structurel spécial avec des finitions personnalisables. Design sans cadre frontal pour un effet uniforme «tout lumière».
Aplicación	Ideal para instalaciones arquitectónicas y superficies de apoyo luminosas con dimensiones reducidas, y sin marco frontal visible para un efecto de “luz total”. El borde lateral está disponible con acabados personalizables.	Apto para instalaciones arquitectónicas y superficies de apoyo sin restricciones de dimensiones. Solución de “luz total” sin marco frontal visible, con borde lateral disponible en acabados personalizables. Particularmente indicado para composiciones modulares continuas, incluso con lados LED en contacto.	Diseñado para instalaciones arquitectónicas, ofrece la máxima versatilidad de instalación gracias a su perfil estructural específico con acabados personalizables. Estética sin marco frontal visible y efecto de “luz total”.

	BL				BH			BP
Section	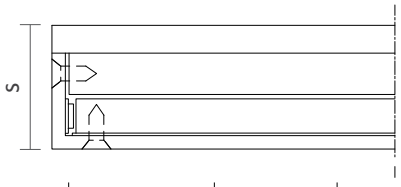				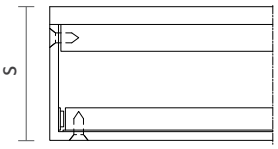			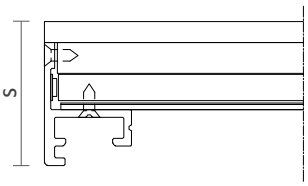
Thickness (S) mm	18	19	21	23	30	40	50	28
Weight kg/m²	25	26	29	31	26[1]			22,5
Type of light	Z C N F	TW	H	HZ HC HN	Z C N F TW H	HZ HC HN		Z C N F TW H

Z (2700K) C (3000K) N (4000K) F (5700K) TW (2700K-6500K)
H (RGB) HZ (RGB+2700K) HC (RGB+3000K) HN (RGB+4000K)

Diffuser	Opale	Opale fresato Milled opal

Finish

- Alluminio / Aluminium
- Nero / Black
- Bianco / White
- Oro / Gold
- XX RAL su richiesta / RAL on request

Max dimension (X) mm 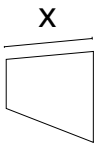	2950	2900	3000
Max dimension (Y) mm 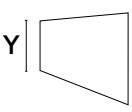	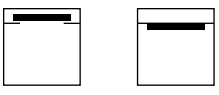 1000 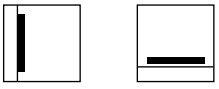 1450	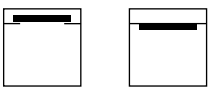 1000 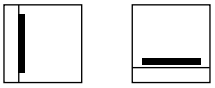 1400	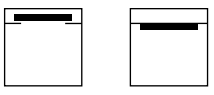 1000 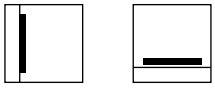 1500

[1] The weight refers to monochromatic CCT versions.
[2] When Y > 1500, S = 15 for TW - H - HZ - HC - HN

Installation



Appoggio
Surface-mounted

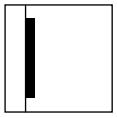

Parete
Wall-mounted
Magnete
Magnet
Prigionieri
Stud-mounted



Plafone
Ceiling-mounted
Magnete
Magnet
Prigionieri
Stud-mounted
Sospensione
Suspended

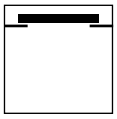

Cartongesso raso
Flush plasterboard

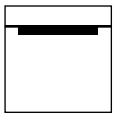

Cartongesso battuta
Ceiling-mounted with housing

LED sides

1X



1 Lato LED
1 Side LED

LED inferiore
Bottom LED
LED côté inférieur
LED lado inferior

1Y



1 Lato LED
1 Side LED

LED laterale
Side LED
LED latérale
LED lateral

2X



2 Lati LED
2 Sided LED

LED sui lati orizzontali
LED on the horizontal sides
LED sur les côtés horizontaux
LED en los lados horizontales

2Y



2 Lati LED
2 Sided LED

LED sui lati verticali
LED on on the vertical sides
LED sur les côtés verticaux
LED en los lados verticales

2X + 2Y

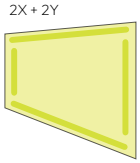

4 Lati LED / Perimetrale
4 Sides LED / Perimeter

LED su tutto il perimetro
LED on the entire perimeter
LED sur tout le périmètre
LED en todo el perímetro

Power

20W/m (Single-colour[3])	40W/m (TW)	22W/m (RGB)	20W/m (RGB+W)

[3] 15W/m - 10W/m on request

LED SIDE SOURCE LUMINOUS FLUX[4] lm/m

2700K	3000K	4000K	5700K	2700K - 6500K	RGB	RGB + 2700K	RGB+3000K	RGB + 4000K
2640	2735	2920	2965	5600	1040	1140	1225	1310

[4] Output luminous flux: Lumens per meter [lm/m] × Number of LED sides [n] × Dimension X or Y [m] – 55%
Es. (2640lm x 2 x 1m)-55%= 5280lm/m - 55% = 2376 lm/m

Scan Qr Code

Forme personalizzate disponibili su richiesta
Custom shapes available upon request





ıvela
elcom

BRICK SOL SYSTEM

design by Sara Moroni

La famiglia Brick Sol System è composta da un pannello dal design minimale e da un sistema binario 48V affiancabile. Brick Sol System unisce luce diffusa e illuminazione d'accento, per creare scenari personalizzati e versatili, ideali per ogni ambiente.

The Brick Sol System family consists of a minimalist-designed panel and a 48V modular track system that can be combined side by side.
The Brick System family consists of a panel with a minimalist design and an adjoining 48V track system. Brick System combines diffuse illumination and accent lighting to create customizable, versatile lighting scenarios suitable for any environment.

La famille Brick Sol System se compose d'un panneau au design minimaliste et d'un système de rail 48V juxtaposable.
La gamme Brick System comprend un panneau au design minimaliste et un système de rail intégré en 48V.
Brick System associe éclairage diffus et éclairage d'accentuation pour créer des scénarios lumineux personnalisés et polyvalents, parfaits pour tous les espaces.

La famille Brick Sol System se compose d'un panneau au design minimaliste et d'un système de rail 48V juxtaposable.
La familia Brick System está compuesta por un panel de diseño minimalista y por un sistema de carril de 48V adosable. Brick System integra iluminación difusa e iluminación de acento para crear escenarios lumínicos personalizables y versátiles, ideales para cualquier entorno.



FEATURES

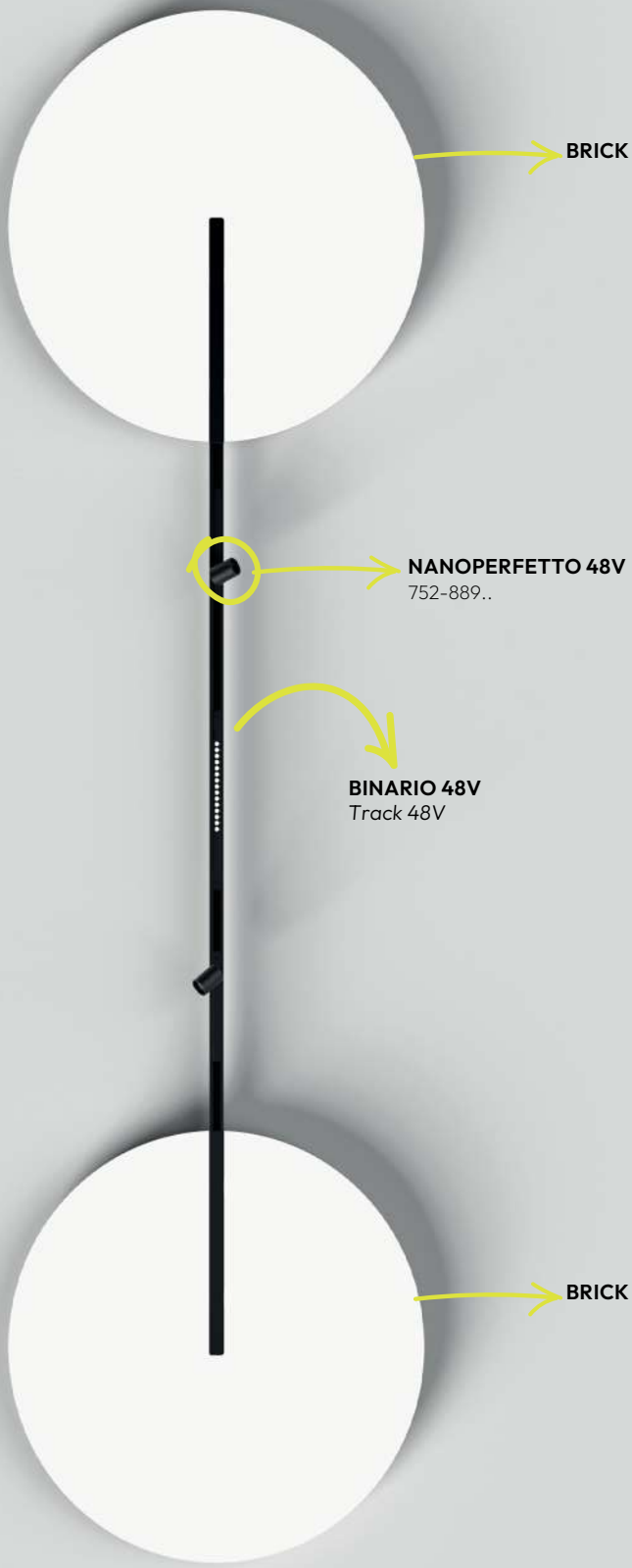

BRICK SOL SYSTEM



Il vano, elemento grafico minimale del prodotto, può contenere due alimentatori per permettere un collegamento esterno di un binario a 48V.

The back base housing, the minimalist graphic element of the product, can contain two power supplies to allow an external connection to a 48V track.

À l'arrière de la base, élément graphique minimaliste du produit, peut contenir deux alimentateurs pour permettre une connexion externe à un rail de 48V.

La parte posterior de la base, elemento gráfico minimalista del producto, puede contener dos alimentadores para permitir una conexión externa a un carril de 48V.

BRICK SOL SYSTEM

IP 20 | DALI PUSH | AC DIRECT 220-240V | 2 YEARS WARRANTY



SUPERCUSTOM BRICK
[Example]



TRACK 48V

Installazione Soffitto	Installation Ceiling	Installation Plafond	Instalación Techo
Materiali Corpo: Acciaio Diffusore: PMMA opale	Materials Body: Steel Diffuser: PMMA opal	Matériels Corps: Acier Diffuseur: PMMA opale	Materiales Cuerpo: Acero Difusor: PMMA opalino
Alimentazione 220/240 Vac	Power supply 220/240 Vac	Alimentation 220/240 Vac	Alimentación 220/240 Vac
Versioni On/Off, DALI-Push	Versions On/Off, DALI-Push	Versions On/Off, DALI-Push	Versiones On/Off, DALI-Push

bianco
white

nero
black

Il Brick Sol System è il sistema che abbina il plafone BRICK con la tecnologia del binario a 48V.
Le informazioni tecniche del Brick sono disponibili alla pagina 72.

Brick Sol System combines the Brick ceiling light with 48V track technology.
Technical information on Brick available at page 72.

BINARIO 48

	Code	Lenght (mm)	Colour	
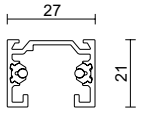	**6445**	**-10** 1000 **-20** 2000 **-30** 3000	**-16** black **-21** white	

Accessories

	Code	Colour	Decription
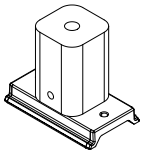	**6459-28**	**-30** black **-31** white	Kit distanziale per il fissaggio binario a superficie. Quantità da considerare: n.1 pz al metro binario Spacer kit for surface-mounting track. Quantity to be considered: 1 pc per metre track Kit d'espacement pour le montage en surface de rails. Quantité à prendre en compte : 1 pièce par mètre de rail Kit de distanciadores para montaje en superficie del carril. Cantidad a considerar: 1 unidad por metro de carril.
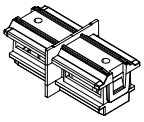	**6453-00**	**-30** black **-31** white	Giunto lineare Straight joint Joint linéaire Junta lineal
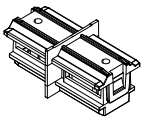	**6454-10**	**-30** black **-31** white	Giunto lineare senza contatti Linear joint without contacts Jonction linéaire sans contacts Unión lineal sin contactos
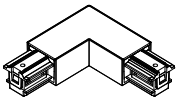	**6455-10**	**-30** black **-31** white	Giunto L interno Internal L-joint Jonction en L interne Unión en L interna
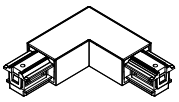	**6455-11**	**-30** black **-31** white	Giunto L esterno External L-joint Jonction en L externe Unión en L externa
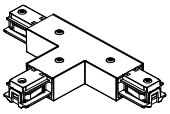	**6464-10**	**-30** black **-31** white	Giunto T destro Right T-joint Jonction en T droite Unión en T derecha
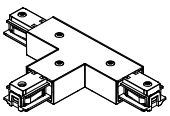	**6464-11**	**-30** black **-31** white	Giunto T sinistro Left T-joint Jonction en T gauche Unión en T izquierda
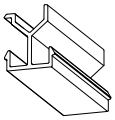	**6461-00**	**-30** black **-31** white	Copertura binario Track cover Couvercle du rail Tapa del carril eléctrico
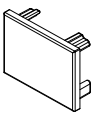	**6460-00**	**-30** black **-31** white	Terminale End cap Capuchon d'extrémité Tapa de extremo

DETAILS

MICROPERFETTO 48V
p.280



ALSO COMPATIBLE WITH:

MINIROOLER ORIENTABILE 48V
p.374

MINIROOLER 48V
p.376

LINEA 48V
p.380

BINARIO 48V
Track 48V
p.326



NANOPERFETTO S 48V
p.254



ELEGANT

Elegant: harmony of light and space

Elegant unisce un design raffinato e sobrio, adattandosi armoniosamente a qualsiasi tipo di ambiente. Le diverse finiture disponibili consentono di integrarlo con eleganza e stile, creando un'atmosfera calda e accogliente che mette in risalto l'illuminazione di ogni spazio.

Elegant combines a refined, minimalist design that fits seamlessly into any environment. The various available finishes allow for a sophisticated integration, with elegance and style, creating a warm and welcoming atmosphere that enhances the lighting in every space.

Elegant combine un design raffiné et sobre, s'adaptant harmonieusement à tout type d'environnement. Les différentes finitions disponibles permettent de l'intégrer avec élégance et style, créant une atmosphère chaleureuse et accueillante qui met en valeur l'éclairage de chaque espace.

Elegant combina un diseño refinado y sobrio, adaptándose armoniosamente a cualquier entorno. Sus acabados disponibles permiten integrarlo con elegancia y estilo, creando una atmósfera cálida y acogedora que realza la iluminación de cada espacio.



ELEGANT



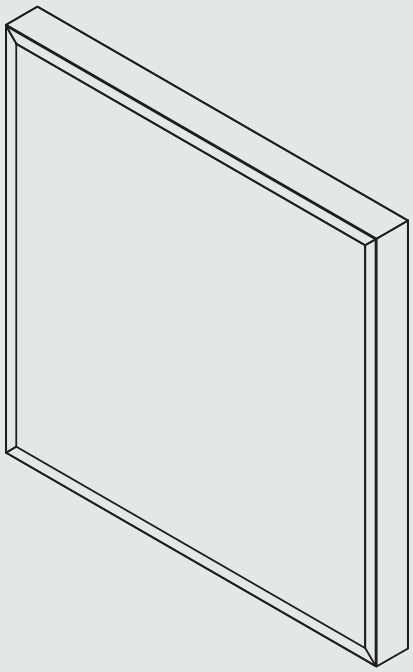

Models

EP

CARATTERISTICHE FISICHE
Materiale corpo: Alluminio
Materiale diffusore: Polimetilmetacrilato (PMMA)
Grado di protezione: IP20
Resistenza agli urti: IK07

CARATTERISTICHE ELETTRICHE
Classe di isolamento: III
Cablaggio: L=2000mm

CARATTERISTICHE ILLUMINOTECNICHE
CRI: Typ. 93 R9>50 (solo per Single-colore e TW)
Fattore di abbagliamento: UGR<22
Durata utile: L90B10 90000h

PHYSICAL CHARACTERISTICS
Body material: Aluminium
Diffuser material: Polymethylmethacrylate (PMMA)
Protection rating: IP20
Impact resistance: IK07

ELECTRICAL CHARACTERISTICS
Insulation class: III
Wiring: L = 2000 mm

LIGHTING CHARACTERISTICS
CRI: Typ. 93 R9 > 50 (only for monochromatic and TW)
Glare index: UGR < 22
Service life: L90B10 90,000 h

CARACTÉRISTIQUES PHYSIQUES
Matériau du corps : Aluminium
Matériau du diffuseur : Polyméthacrylate de méthyle (PMMA)
Indice de protection : IP20
Résistance aux chocs : IK07

CARACTÉRISTIQUES ÉLECTRIQUES
Classe d'isolation : III
Câblage : L = 2000 mm

CARACTÉRISTIQUES PHOTOMÉTRIQUES
IRC : Typ. 93 R9 > 50 (uniquement pour monochrome et TW)
Facteur d'éblouissement : UGR < 22
Durée de vie utile : L90B10 90 000 h

CARACTERÍSTICAS FÍSICAS
Material del cuerpo: Aluminio
Material del difusor: Polimetilmetacrilato (PMMA)
Grado de protección: IP20
Resistencia a impactos: IK07

CARACTERÍSTICAS ELÉCTRICAS
Clase de aislamiento: III
Cableado: L = 2000 mm

CARACTERÍSTICAS FOTOMÉTRICAS
IRC: Typ. 93 R9 > 50 (solo para monocromático y TW)
Índice de deslumbramiento: UGR < 22
Vida útil: L90B10 90 000 h

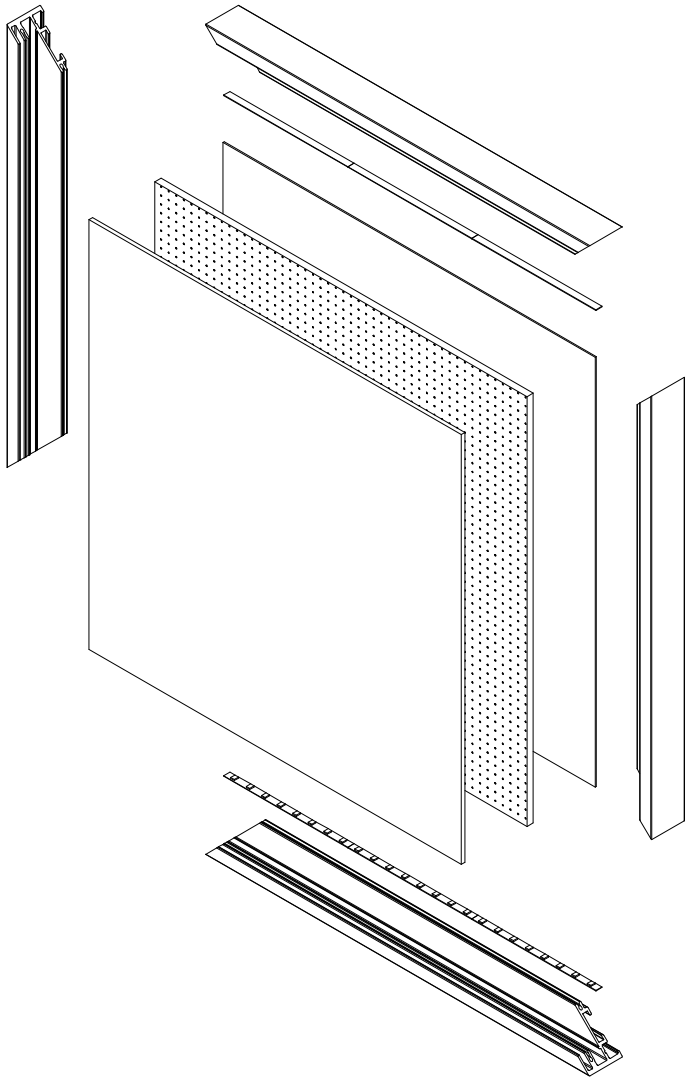

EP
Elegant

Applicazione

Ideale per **applicazioni architetturali**, caratterizzato da una **cornice frontale minimal** da soli 10 mm. Offre massima **versatilità d'installazione** grazie al profilo strutturale con **finiture personalizzabili**. Disponibile con **diffusore opale**, **prismatizzato** o personalizzato **con grafica**.

Application

Ideal for architectural applications, featuring a minimal 10 mm front frame. It offers maximum installation versatility thanks to a structural profile with customizable finishes. Available with opal, prismatic, or custom graphic diffuser.

Application

Idéal pour les applications architecturales, caractérisé par un cadre frontal minimal de seulement 10 mm. Offre une grande polyvalence d'installation grâce à son profil structurel avec finitions personnalisables. Disponible avec diffuseur opale, prismatique ou personnalisé avec graphisme.

Aplicación

Ideal para aplicaciones arquitectónicas, caracterizado por un marco frontal minimalista de solo 10 mm. Ofrece la máxima versatilidad de instalación gracias a su perfil estructural con acabados personalizables. Disponible con difusor opal, prismático o personalizado con gráfica.

Ivela elcom

Section

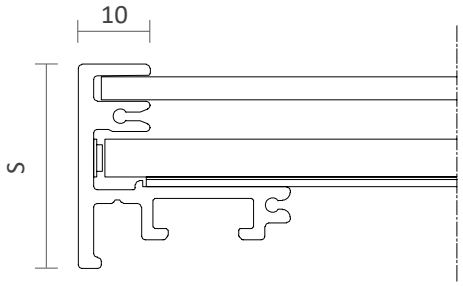

Thickness (S) mm

27

Weight kg/m²

15

Type of light

Z C N F TW H

Z (2700K) C (3000K) N (4000K) F (5700K) TW (2700K-6500K) H (RGB)

Diffuser

Opale
Opal

Grafica
Graphic

Prismatizzato
Prismatic UGR<19

Finish

Alluminio
Aluminium

Nero
Black

Bianco
White

Oro
Gold

XX RAL su richiesta
RAL on request

Max dimension (X) mm

3000

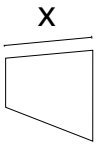

Max dimension (Y) mm

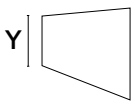

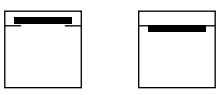

1000

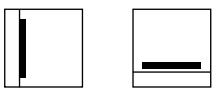

1500

Installation



Appoggio
Surface-mounted

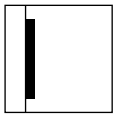

Parete
Wall-mounted
Magnete
Magnet
Prigionieri
Stud-mounted

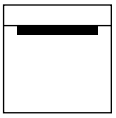

Plafone
Ceiling-mounted
Magnete
Magnet
Prigionieri
Stud-mounted
Sospensione
Suspended



Cartongesso raso
Flush plasterboard

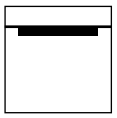

Cartongesso battuta
Ceiling-mounted with housing

LED sides



1 Lato LED
1 Side LED

LED inferiore
Bottom LED
LED côté inférieur
LED lado inferior



1 Lato LED
1 Side LED

LED laterale
Side LED
LED latérale
LED lateral

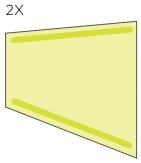

2 Lati LED
2 Sided LED

LED sui lati orizzontali
LED on the horizontal sides
LED sur les côtés horizontaux
LED en los lados horizontales

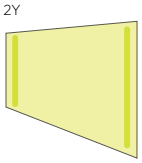

2 Lati LED
2 Sided LED

LED sui lati verticali
LED on on the vertical sides
LED sur les côtés verticaux
LED en los lados verticales

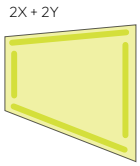

4 Lati LED / Perimetrale
4 Sides LED / Perimeter

LED su tutto il perimetro
LED on the entire perimeter
LED sur tout le périmètre
LED en todo el perímetro

Power

20W/m (Single-colour[3]) | 40W/m (TW) | 22W/m (RGB)

[3] 15W/m - 10W/m on request

LED SIDE SOURCE LUMINOUS FLUX[4] lm/m

2700K	3000K	4000K	5700K	2700K - 6500K	RGB	RGB + 2700K	RGB+3000K	RGB + 4000K
2640	2735	2920	2965	5600	1040	1140	1225	1310

[4] Output luminous flux: Lumens per meter [lm/m] × Number of LED sides [n] × Dimension X or Y [m] – 45%
Ex. (2640lm x 2 x 1m)-45%= 5280lm/m - 45% = 2904 lm/m

Scan Qr Code

Forme personalizzate disponibili su richiesta
Custom shapes available upon request





ıvela
elcom

VISUAL

Visual: where graphic meets the perfect light

Visual è il pannello pensato per il mondo pubblicitario. Illumina grafiche personalizzate stampate su teli bianchi, garantendo un impatto visivo anche in grandi dimensioni. La soluzione perfetta per chi desidera distinguersi e catturare l'attenzione attraverso immagini luminose e di grande effetto.

Visual is a panel specifically designed for the advertising sector. It illuminates custom-printed graphics on white tension fabrics, ensuring a strong visual impact even on large-scale surfaces. The perfect solution for those seeking to stand out and capture attention through bright, high-impact images.

Visual est le panneau conçu pour le monde de la publicité. Il éclaire des graphismes personnalisés imprimés sur des toiles blanches, garantissant un impact visuel même à grande échelle. La solution parfaite pour ceux qui cherchent à se démarquer et à attirer l'attention grâce à des images lumineuses et à fort impact.

Visual es el panel diseñado específicamente para el sector publicitario. Ilumina gráficos personalizados impresos en lona blanca, garantizando un impacto visual potente incluso en formatos grandes. La solución perfecta para quienes buscan destacar y captar la atención a través de imágenes luminosas y de gran efecto.



VISUAL





Models

VP

CARATTERISTICHE FISICHE
Materiale corpo: Alluminio
Materiale diffusore: Poliestere
Grado di protezione: IP20
Resistenza agli urti: IK07

CARATTERISTICHE ELETTRICHE
Classe di isolamento: III
Cablaggio: L=2000mm

CARATTERISTICHE ILLUMINOTECNICHE
CRI: Typ. 93 R9>50 (solo per Single-colore e TW)
Fattore di abbagliamento: UGR<22
Durata utile: L90B10 90000h

PHYSICAL CHARACTERISTICS
Body material: Aluminium
Diffuser material: Polyester
Protection rating: IP20
Impact resistance: IK07

ELECTRICAL CHARACTERISTICS
Insulation class: III
Wiring: L = 2000 mm

LIGHTING CHARACTERISTICS
CRI: Typ. 93 R9 > 50 (only for monochromatic and TW)
Glare index: UGR < 22
Service life: L90B10 90,000 h

CARACTÉRISTIQUES PHYSIQUES
Matériau du corps : Aluminium
Matériau du diffuseur : Polyester
Indice de protection : IP20
Résistance aux chocs : IK07

CARACTÉRISTIQUES ÉLECTRIQUES
Classe d'isolation : III
Câblage : L = 2000 mm

CARACTÉRISTIQUES PHOTOMÉTRIQUES
IRC : Typ. 93 R9 > 50 (uniquement pour monochrome et TW)
Facteur d'éblouissement : UGR < 22
Durée de vie utile : L90B10 90 000 h

CARACTERÍSTICAS FÍSICAS
Material del cuerpo: Aluminio
Material del difusor: Poliéster
Grado de protección: IP20
Resistencia a impactos: IK07

CARACTERÍSTICAS ELÉCTRICAS
Clase de aislamiento: III
Cableado: L = 2000 mm

CARACTERÍSTICAS FOTOMÉTRICAS
IRC: Typ. 93 R9 > 50 (solo para monocromático y TW)
Índice de deslumbramiento: UGR < 22
Vida útil: L90B10 90 000 h

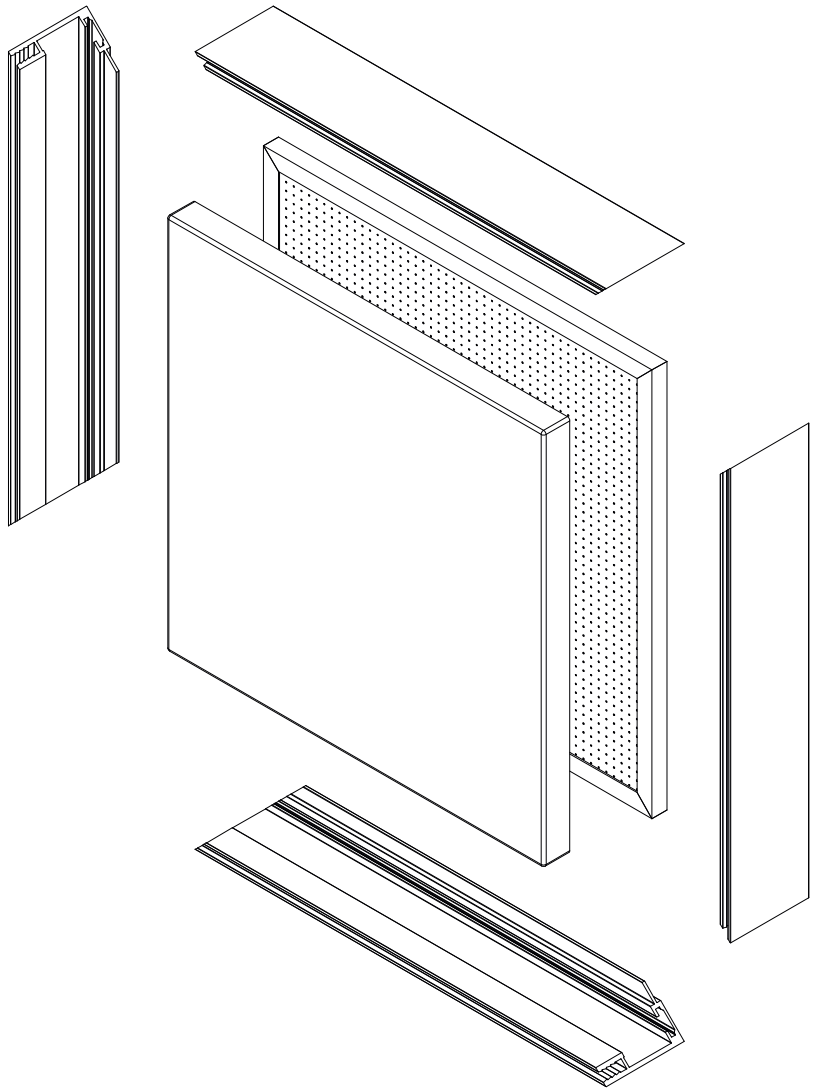

VP
Visual

Applicazione

Ideale per realizzare **grandi superfici luminose** omogenee grazie a un apposito **telo**, disponibile **bianco** per sola illuminazione o personalizzato **con grafica**.
Il profilo è disponibile in **diverse finiture**. Si adatta ad applicazioni **grafiche e pubblicitarie**, ma anche a **contesti architetturali** per creare atmosfere e scenografie su misura.

Application

Ideal for creating large, uniform luminous surfaces using a dedicated fabric, available in white for lighting purposes only or customized with printed graphics. The profile is available in various finishes. Suitable for graphic and advertising applications as well as architectural contexts to create tailor-made atmospheres and settings.

Application

Idéal pour réaliser de grandes surfaces lumineuses homogènes grâce à une toile spécifique, disponible en blanc pour un usage d'éclairage uniquement ou personnalisée avec impression graphique.
Le profilé est disponible en différentes finitions. Il s'adapte aussi bien aux applications graphiques et publicitaires qu'aux contextes architecturaux pour créer des ambiances et des scénographies lumineuses sur mesure.

Aplicación

Ideal para crear grandes superficies luminosas y uniformes gracias a una lona específica, disponible en color blanco para iluminación pura o personalizada con gráficos.
El perfil está disponible en varios acabados. Se adapta tanto a aplicaciones gráficas y publicitarias como a entornos arquitectónicos para crear atmósferas y escenografías luminosas a medida.

Section

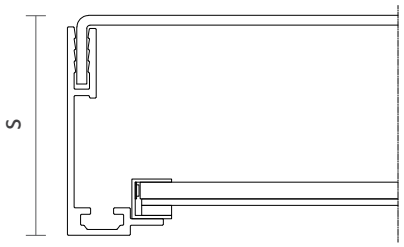

Thickness (S) mm

63

Weight kg/m²

12

Type of light

Z C N F TW H HZ HC HN

Z (2700K) C (3000K) N (4000K) F (5700K) TW (2700K-6500K) H (RGB) HZ (RGB+2700K) HC (RGB+3000K) HN (RGB+4000K)

Diffuser

Telo bianco
White fabric

Telo con grafica
Printed fabric

Finish

Alluminio
Aluminium

Nero
Black

Bianco
White

Oro
Gold

XX RAL su richiesta
RAL on request

Max dimension (X) mm

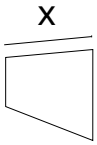

10000

Max dimension (Y) mm

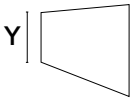



3000

Installation

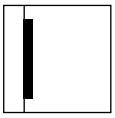

Parete
Wall-mounted



Plafone
Ceiling-mounted

LED sides

1X



1 Lato LED
1 Side LED

LED inferiore
Bottom LED
LED côté inférieur
LED lado inferior

1Y



1 Lato LED
1 Side LED

LED laterale
Side LED
LED latérale
LED lateral

2X



2 Lati LED
2 Sided LED

LED sui lati orizzontali
LED on the horizontal sides
LED sur les côtés horizontaux
LED en los lados horizontales

2Y



2 Lati LED
2 Sided LED

LED sui lati verticali
LED on on the vertical sides
LED sur les côtés verticaux
LED en los lados verticales

2X + 2Y



4 Lati LED / Perimetrale
4 Sides LED / Perimeter

LED su tutto il perimetro
LED on the entire perimeter
LED sur tout le périmètre
LED en todo el perímetro

Power

20W/m (Single-colour[3])	40W/m (TW)	22W/m (RGB)	20W/m (RGB+W)

[3] 15W/m - 10W/m on request

LED SIDE SOURCE LUMINOUS FLUX[4] lm/m

2700K	3000K	4000K	5700K	2700K - 6500K	RGB	RGB + 2700K	RGB+3000K	RGB + 4000K
2640	2735	2920	2965	5600	1040	1140	1225	1310

[4] Output luminous flux: Lumens per meter [lm/m] × Number of LED sides [n] × Dimension X or Y [m] – 50%
Ex. (2640lm x 2 x 1m)-50%= 5280lm/m - 50% = 2640 lm/m

Scan Qr Code

Personalizzazione disponibile esclusivamente nelle dimensioni, non nella forma
Customization available exclusively in dimensions, not in shape




12 46

ivela elcom

LIRO

LIRO è un lineare a sorgente luminosa LED disponibile a plafone e a sospensione. Corpo in alluminio e diffusori in polimero con rifinitura prismatizzata. Disponibile in tre diverse lunghezze, offre un basso livello di UGR e un'alta efficienza e prestazioni illuminotecniche. Ideale per ambienti quali hospitality, uffici e retail.



LIRO is a linear LED luminaire available in surface-mounted and suspended versions.
It features an aluminium body and polymer diffusers with prismatic finishes.
Available in three different lengths, it offers low UGR values, high efficiency, and excellent lighting performance.
LIRO is ideal for applications such as hospitality, offices, and retail environments.

LIRO est un luminaire linéaire à source LED, disponible en versions en saillie et suspendue.
Il est doté d'un corps en aluminium et de diffuseurs en polymère avec finitions prismatique.
Disponible en trois longueurs différentes, il garantit un faible indice d'éblouissement (UGR), une haute efficacité et d'excellentes performances photométriques.
LIRO est idéal pour des environnements tels que l'hôtellerie, les bureaux et le retail.

LIRO es una luminaria lineal con fuente LED, disponible en versiones de superficie y suspendida.
Cuenta con un cuerpo de aluminio y difusores de polímero con acabados prismático.
Disponible en tres longitudes diferentes, ofrece bajos valores de UGR, alta eficiencia y excelentes prestaciones lumínicas.
LIRO es ideal para entornos como hospitality, oficinas y retail.



ıvela
elcom

LIRO



CEILING
p.106



SUSPENSION
p.106



LIRO

IP 20 | 5 YEARS WARRANTY | CRI 90 | DALI | AC DIRECT 220-240V | UGR <19 prismatic



CEILING

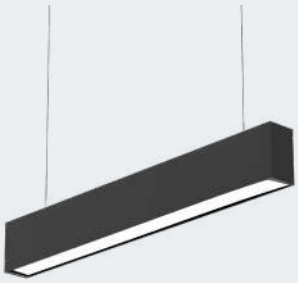

SUSPENSION

Installazione Soffitto - Sospensione	Installation Ceiling - Suspension	Installation Plafond - à suspension	Instalación Techo - en suspensión
Materiali Corpo: Alluminio Prismatizzato - PC	Materials Body: Aluminium Prismatic - PC	Matériels Corps: Aluminium Prismatique - PC	Materiales Cuerpo: Aluminio Prismatizado - PC
Alimentazione 220/240 Vac	Power supply 220/240 Vac	Alimentation 220/240 Vac	Alimentación 220/240 Vac
Versioni DALI - On/Off - Push	Versions DALI - On/Off - Push	Versions DALI - On/Off - Push	Versiones DALI - On/Off - Push

bianco
white

nero
black

PRISMATIC

85°

LIRO DIFFUSE LIGHT



Lighting data

Length (mm)	Watt		lm[1]	
	Down	Up	Down	Up
1134	33	7	3710	990
1693	50	11	5565	1584
2252	66	15	7420	2079



Code ***Complete the code** + (1) + (2) + (3) + (4) + (5) + (6) + (7)

LI- ...	(1) **Emission**	(2) **Beam**	(3) **Installation**	(4) **CCT**	(5) **Colour**	(6) **Control**	(7) **Dimension (mm)**
	1 mono	**P** Prismatic	**P** ceiling	**30** 3000K	**BI** white	**OO** On/Off	**L1** 1134
	2 up/down[x]		**S**[2] suspension	**40** 4000K	**NE** black	**DA** DALI	**L3** 1693
							L5 2252

CE ⏚

[1] Product real lumen based on CCT at 4000K
[x] **Version available only with S installation**
[2] Suspended version supplied without canopy



ıvela
elcom

LINK



LINK è un sistema di illuminazione LED lineare configurabile che si adatta a molteplici installazioni. Con un unico sistema, si offrono diverse possibilità di installazione: a sospensione, a plafone, trimless o a parete. L'offerta di un'ampia gamma di ottiche, dimensioni e moduli, garantisce massima versatilità progettuale e architetturale.
La connessione rapida con terminali plug & play e il giunto mobile a 180° assicurano un'installazione semplice e un'orientabilità totale.

LINK is a configurable linear LED lighting system that adapts to any application. With a single system, it offers multiple installation options: suspended, surface, trimless, or wall. Thanks to a wide range of optics, lengths, and modules, it ensures maximum design and architectural versatility.
The quick connection with plug & play terminals and the 180° flexible joint allow for easy installation and total adjustability.

LINK est un système d'éclairage linéaire LED configurable qui s'adapte à toutes les applications. Avec un seul système, plusieurs possibilités d'installation sont offertes : suspension, en surface, trimless ou mural. La large gamme d'optiques, de tailles et de modules garantit une polyvalence maximale en matière de conception et d'architecture. La connexion rapide avec des terminaux « plug & play » et l'articulation mobile à 180° garantissent une installation aisée et une adaptabilité totale.

LINK es un sistema de iluminación LED lineal configurable que se adapta a cualquier aplicación. Con un solo sistema, se ofrecen varias posibilidades de instalación: en suspensión, de superficie, trimless o pared. La amplia gama de ópticas, tamaños y módulos garantiza la máxima versatilidad arquitectónica y de diseño.La conexión rápida con terminales plug & play y la articulación móvil de 180° garantizan una instalación sencilla y una capacidad de ajuste total.



LINK

LIGHT LINEAR MODULE

LINK modulo d'illuminazione progettato da IvelaElcom è un prodotto d'illuminazione adatto per uffici. L'obiettivo è quello di proporre un prodotto di giuste proporzioni estetiche e performance illuminotecniche. Lo sviluppo è stato condotto con lo scopo di avere semplicità nei processi di installazione e manutenzione.

LINK linear light module designed by IvelaElcom is a lighting product suitable for offices. The aim is to offer a product with the right aesthetic proportions and lighting performance. The development process of the product has been made aiming to achieve easy installation and maintenance.

Le module d'éclairage linéaire LINK conçu par IvelaElcom est un produit d'éclairage adapté aux bureaux. L'objectif est d'offrir un produit aux proportions esthétiques et aux performances d'éclairage adéquates. Le développement a été réalisé dans le but de simplifier les processus d'installation et de maintenance.

El módulo de luz lineal LINK diseñado por IvelaElcom es un producto de iluminación adecuado para oficinas. El objetivo es ofrecer un producto con las proporciones estéticas y el rendimiento lumínico adecuados. Se puso mucho cuidado en el desarrollo para conseguir una instalación y un mantenimiento sencillos.



CEILING
p.116

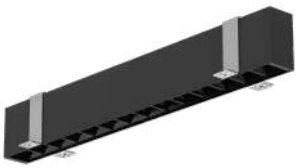

TRIMLESS
p.116



WALL
p.116



SUSPENSION
p.116



TRACK
p.116



BLIND
p.118

LINK SYSTEM

LINK System ha l'obiettivo di poter accontentare molte esigenze illuminotecniche. Unendo e componendo i moduli luce lineari con moduli di sistema o di tipologia d'illuminazione differente anche lo spazio più remoto può ricevere l'illuminazione desiderata.

LINK System aims to satisfy many lighting requirements.
By combining and composing linear light modules with system modules or different types of lighting, even the most remote space can receive the desired illumination.

Le LINK System a pour objectif de pouvoir satisfaire les besoins de nombreuses techniques d'éclairage. En unissant et en composant les modules d'éclairage linéaire avec des modules de système où de type d'éclairage différent même les endroits les plus inaccessibles recevront le type d'illumination désirée

LINK System pretende satisfacer muchas necesidades de iluminación. Combinando y componiendo módulos de luz lineales con módulos de sistema o diferentes tipos de iluminación, hasta el espacio más recóndito puede recibir la iluminación deseada.



L
OPTIC
OPAL / PRISMATIC
BLIND
p.122



T
OPTIC
OPAL / PRISMATIC
BLIND
p.122



X
OPTIC
OPAL / PRISMATIC
BLIND
p.122



SPOT MODULE
p.126



SENSOR
p.128

FEATURES

SISTEMA LINEARE CONFIGURABILE
Configurable linear system

MULTI LUNGHEZZE
Multi-lengths

DIVERSI ELEMENTI LINEARI E PUNTUALI
Different linear and point elements

TIPOLOGIA DI INSTALLAZIONE:
Installation types:

- **BINARIO** *track*
- **SOSPENSIONE** *suspension*
- **PLAFONE / PARETE** *ceiling / wall*
- **TRIMLESS**

UGR<16
solo versione ottiche
UGR<16 optics version only



LINK SYSTEM

MULTI OTTICHE
Multi-optics
25°+70° / 50° / 80°

SOSTITUZIONE E MANUTENZIONE RAPIDE ED INTUITIVE

Simple and fast maintenance and replacement





FACILITÀ DI INSTALLAZIONE

Easy installation

FEATURES LINK SYSTEM



LINK SENSOR
SENSORE MOVIMENTO E LUMINOSITÀ
Motion and light sensor

ZETAQLAB

Light **360**



CONNESSIONE ELETTRO/MECCANICA RAPIDA TRA COMPONENTI

Quick electro-mechanical connection between components

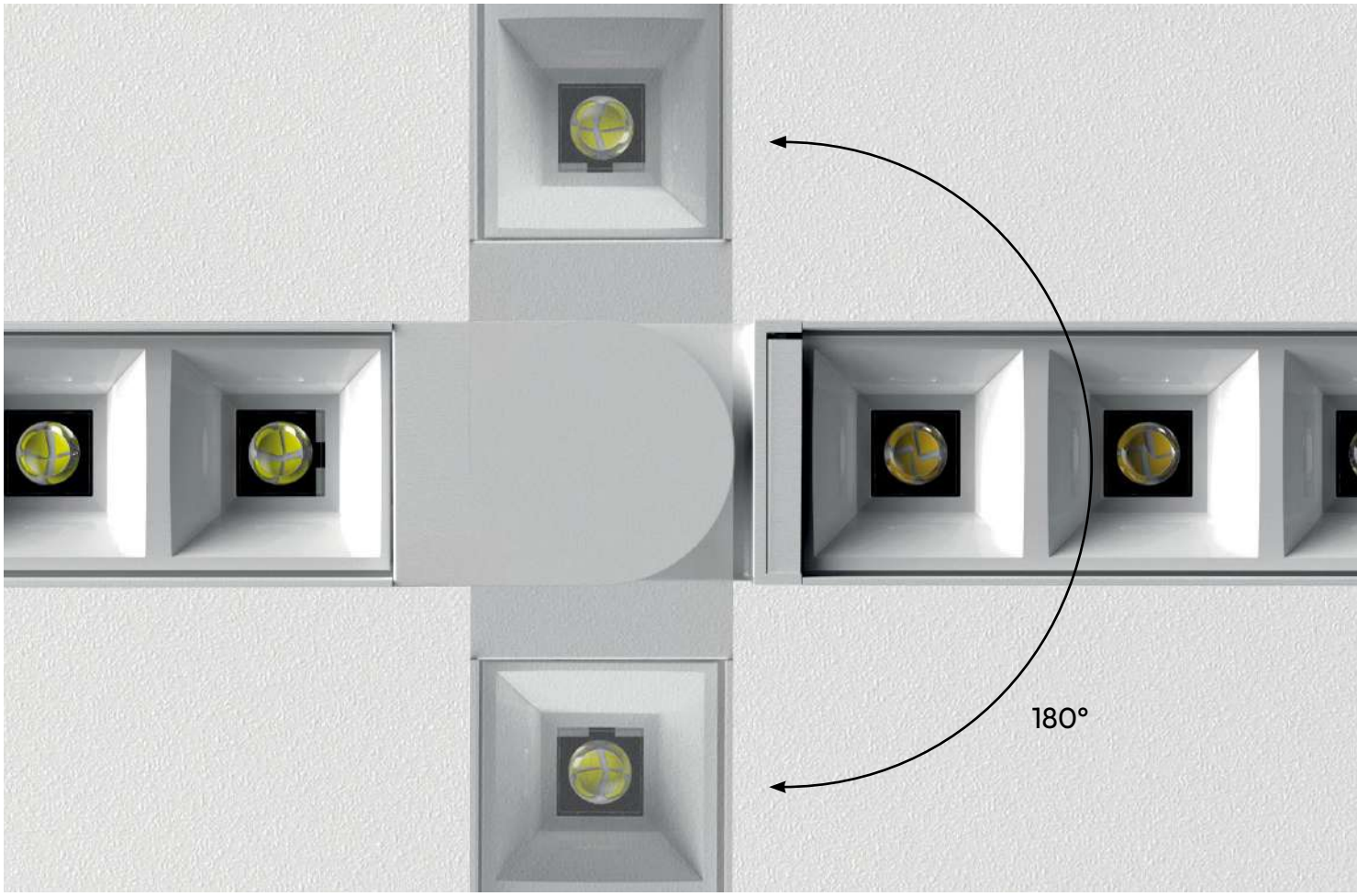



SNODO PER ORIENTAMENTO FLESSIBILE A +/-90°

Joint for flexible
+/- 90° orientation

LINK LINEAR MODULE

IP 20 | 5 | CRI 90 | DALI | AC DIRECT 220-240V | RAL (on request) | UGR <16 optics | UGR <19 prismatic | UGR <22 opal

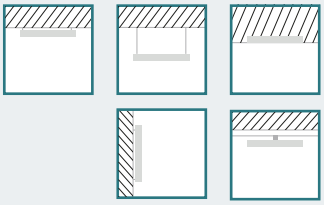

OPTIC / OPAL / PRISMATIC / BLIND



CEILING

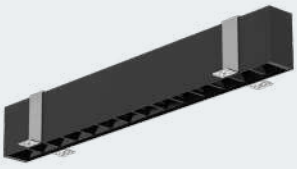

TRIMLESS



WALL

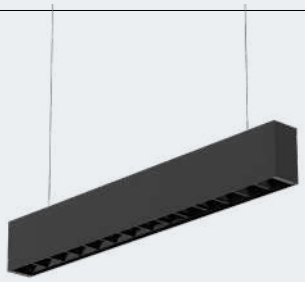

SUSPENSION



TRACK



BLIND

Installazione Soffitto - Sospensione - Trimless Parete - Binario	Installation Ceiling - Suspension - Trimless Wall - Track	Installation Plafond - Suspension - Encastré sans cadres (Trimless) - Mur - Rails	Instalación Techo - Colgante - Empotrado sin marco (Trimless) - Pared - Carriles
Materiali Corpo: Alluminio Ottica: PMMA Opale Prismatizzato - PC	Materials Body: Aluminium Optics: PMMA Opal Prismatic - PC	Matériels Corps: Aluminium Optique: PMMA Opale Prismatique - PC	Materiales Cuerpo: Aluminio Óptica: PMMA Opal Prismatizado - PC
Alimentazione 220/240 Vac	Power supply 220/240 Vac	Alimentation 220/240 Vac	Alimentación 220/240 Vac
Versioni Dali - On/Off - Push	Versions Dali - On/Off - Push	Versions Dali - On/Off - Push	Versiones Dali - On/Off - Push

bianco
white

nero
black

OPTICS

50°
80°

25°x70°

OPAL

110°

PRISMATIC

85°

LINK SQUARE & ROUND OPTIC



Lighting data

Length (mm)	Watt		lm[1]	
	Down	Up	Down	Up
1132	27	7	3629	990
1690	41	11	5354	1584
2248	54	15	7079	2079
2806	68	19	8804	2673



1132 / 1690 / 2248 / 2806

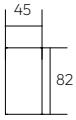

Code ***Complete the code** + (1) + (2) + (3) + (4) + (5) + (6) + (7)

LKA- ...	(1) Emission	(2) Beam (°)	(3) Installation	(4) CCT	(5) Colour Body/Shade	(6) Control	(7) Dimension (mm)
	1 mono	**H** square 25x70	**P** ceiling	**27** 2700K	**BN** white/black	**OO** On/Off	**L1** 1132
	2 up/down[x]	**J** square 50	**S** suspension	**30** 3000K	**NB** black/white	**DA** Dali	**L3** 1690
		K square 80	**R** trimless	**40** 4000K	**BB** white/white		**L5** 2248
		W round 25x70	**E** wall		**NN** black/black		**L7** 2806
		Y round 50	**B** track		**BO** white/gold		
		Z round 80			**NO** black/gold		

CE ⏚

[1] Product real lumen based on CCT at 4000K
[x] **Version available only with E or S installation**

LINK DIFFUSE LIGHT



Lighting data

Length (mm)	Watt		lm[1]	
	Down	Up	Down	Up
1134	33	7	3710	990
1413	42	9	4570	1287
1693	50	11	5565	1584
1972	58	13	6425	1881
2252	66	15	7420	2079
2531	74	17	8280	2376
2810	82	19	9275	2673



1134 / 1413 / 1693 / 1972 / 2252 / 2531 / 2810

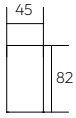

Code ***Complete the code** + (1) + (2) + (3) + (4) + (5) + (6) + (7)

LKA- ...	(1) Emission	(2) Beam	(3) Installation	(4) CCT	(5) Colour	(6) Control	(7) Dimension (mm)
	1 mono	**O** Opal	**P** ceiling	**27** 2700K	**BI** white	**OO** On/Off	**L1** 1134
	2 up/down[x]	**P** Prismatic	**S** suspension	**30** 3000K	**NE** black	**DA** Dali	**L2** 1413
			R trimless	**40** 4000K			**L3** 1693
			E wall				**L4** 1972
			B track				**L5** 2252
							L6 2531
							L7 2810

CE ⏚

[1] Product real lumen based on CCT at 4000K
[x] **Version available only with E or S installation**

LINK BLIND





1118/1397/1677/1956/2236/2515/2794

Code	*Complete the code + (1) + (2) + (3) + (4)			
LKA- ...	(1) **Cover**	(2) **Installation**	(3) **Colour**	(4) **Dimension (mm)**
	B white blind	**P** ceiling	**BI** white	**L1** 1118
	N black blind	**S** suspension	**NE** black	**L2** 1397
		R trimless		**L3** 1677
		E wall		**L4** 1956
		B track		**L5** 2236
				L6 2515
CE ⏚				**L7** 2794

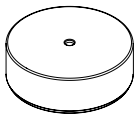

Accessories

For suspension version

CANOPY

28-3991-21	White round canopy Ø 80x25mm
28-3991-16	Black round canopy Ø 80x25mm

CABLES

KCTR-315NEA	Cable 3x1,5mm² 500mm+black cable gland+nut
KCTR-315BIA	Cable 3x1,5mm² 500mm+white cable gland+nut
KCTR-510NEA	Cable 5x1mm² 500mm+black cable gland+nut
KCTR-510BIA	Cable 5x1mm² 500mm+white cable gland+nut
KCTR-315NEB	Cable 3x1,5mm² 3000mm+black cable gland+nut
KCTR-315BIB	Cable 3x1,5mm² 3000mm+white cable gland+nut
KCTR-510NEB	Cable 5x1mm² 3000mm+black cable gland+nut
KCTR-510BIB	Cable 5x1mm² 3000mm+white cable gland+nut





opal



prismatic



square white optics



square black optics



round white optics



round grey optics



round black optics



round gold optics



round red optics



blind white



blind black

LINK JUNCTION MODULE

IP 20 | 5 | CRI 90 | DALI | AC DIRECT 220-240V | RAL | UGR <16 optics | UGR <19 prismatic | UGR <22 opal



OPTIC / OPAL / PRISMATIC / BLIND



JUNCTION L



JUNCTION T



JUNCTION X

Installazione Soffitto - Sospensione - Trimless Parete	Installation Ceiling - Suspension lamp - Trimless Wall	Installation Plafond - Suspension - Encastré sans cadre (Trimless)	Instalación Techo - Colgante - Empotrado sin marco (Trimless)
Materiali Corpo: Alluminio Ottica: PMMA Opale Prismatizzato - PC	Materials Body: Aluminium Optics: PMMA Opal Prismatic - PC	Matériels Corps: Aluminium Optique: PMMA Opale Prismatique - PC	Materiales Cuerpo: Aluminio Óptica: PMMA Opal Prismatizado - PC
Alimentazione 220/240 Vac	Power supply 220/240 Vac	Alimentation 220/240 Vac	Alimentación 220/240 Vac
Versioni Dali - On/Off	Versions Dali - On/Off	Versions Dali - On/Off	Versiones Dali - On/Off

bianco
white

nero
black

OPTICS

50°
80°

25°x70°

OPAL

110°

PRISMATIC

85°

JUNCTION SQUARE & ROUND OPTIC

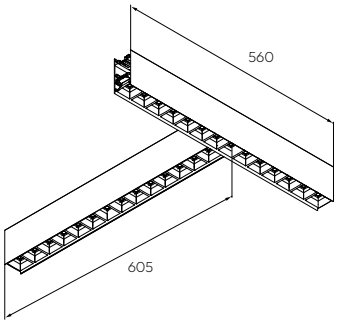

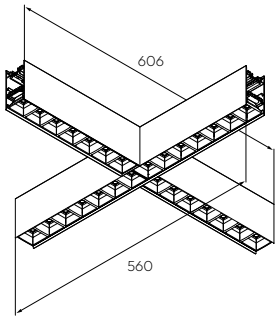

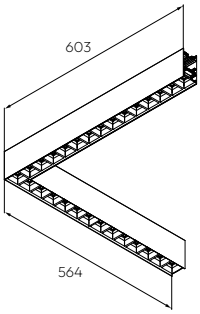

Code	*Complete the code + (1) + (2) + (3) + (4) + (5) + (6) + (7) + (8)							
LK ...	(1) **Shape**	(2) **-**	(3) **Emission**	(4) **Beam (°)**	(5) **Installation**	(6) **CCT**	(7) **Colour Body/Shade**	(8) **Control**
	T junction	**-**	**1** mono	**H** square 25x70	**P** ceiling	**27** 2700K	**BN** white/black	**OO** On/Off
	X junction			**J** square 50	**S** suspension	**30** 3000K	**NB** black/white	**DA** Dali
	L junction			**K** square 80	**R** trimless	**40** 4000K	**BB** white/white	
				W round 25x70	**E** wall		**NN** black/black	
				Y round 50			**BO** white/gold	
				Z round 80			**NO** black/gold	

CE ⏚

[1] Product real lumen based on CCT at 4000K

JUNCTION DIFFUSION LIGHT

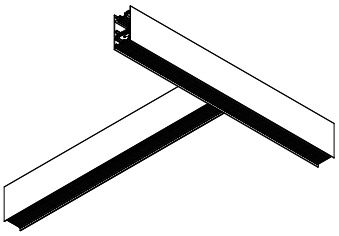

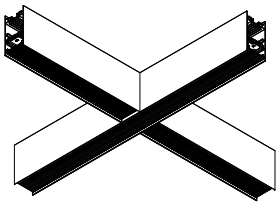

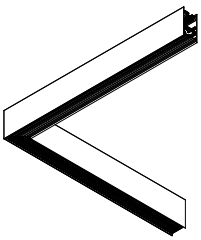

Code	*Complete the code + (1) + (2) + (3) + (4) + (5) + (6) + (7) + (8)							
LK ...	(1) **Shape**	(2) **-**	(3) **Emission**	(4) **Beam**	(5) **Installation**	(6) **CCT**	(7) **Colour**	(8) **Control**
	T junction	**-**	**1** mono	**O** opal	**P** ceiling	**27** 2700K	**BI** white	**OO** On/Off
	X junction			**P** prismatic	**S** suspension	**30** 3000K	**NE** black	**DA** Dali
	L junction				**R** trimless	**40** 4000K		
					E wall			

CE ⏚

[1] Product real lumen based on CCT at 4000K

JUNCTION BLIND

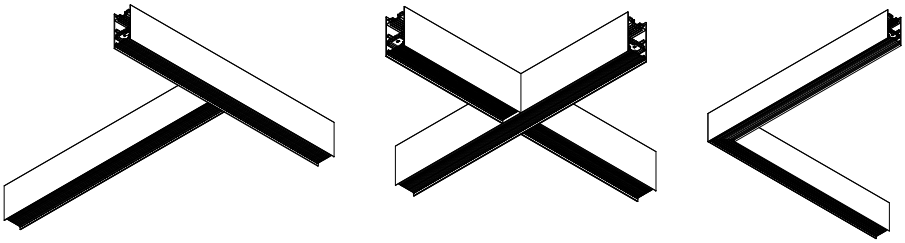

Code	*Complete the code + (1) + (2) + (3) + (4) + (5)				
LK ...	(1) **Shape**	(2) **-**	(3) **Cover**	(4) **Installation**	(5) **Colour**
	T junction	**-**	**B** white blind	**P** ceiling	**BI** white
	X junction		**N** black blind	**S** suspension	**NE** black
	L junction			**R** trimless	
CE ⏚				**E** wall	

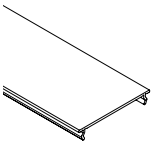

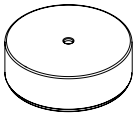

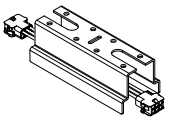

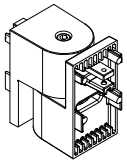

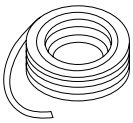

Accessories appropriate for LINK SYSTEM version

COVER

16000	Opal cover 20mt
16001	Prismatic cover 20 mt
16002-BI	White blind cover 20 mt
16002-NE	Black blind cover 20 mt

CANOPY

28-3991-21	White round canopy Ø 80x25mm
28-3991-16	Black round canopy Ø 80x25mm

JUNCTION

GNM-LINC	Mechanical linear bracket + electrical 5 poles connection

SNE-BI	White electrified 180° junction
SNE-NE	Black electrified 180° junction
SNM-BI	White mechanical 180° junction
SNM-NE	Black mechanical 180°junction

CABLES

KCTR-315NEA	Cable 3x1,5mm² 500mm+black cable gland+nut
KCTR-315BIA	Cable 3x1,5mm² 500mm+white cable gland+nut
KCTR-510NEA	Cable 5x1mm² 500mm+black cable gland+nut
KCTR-510BIA	Cable 5x1mm² 500mm+white cable gland+nut
KCTR-315NEB	Cable 3x1,5mm² 3000mm+black cable gland+nut
KCTR-315BIB	Cable 3x1,5mm² 3000mm+white cable gland+nut
KCTR-510NEB	Cable 5x1mm² 3000mm+black cable gland+nut
KCTR-510BIB	Cable 5x1mm² 3000mm+white cable gland+nut

LINK SYSTEM VERSIONS

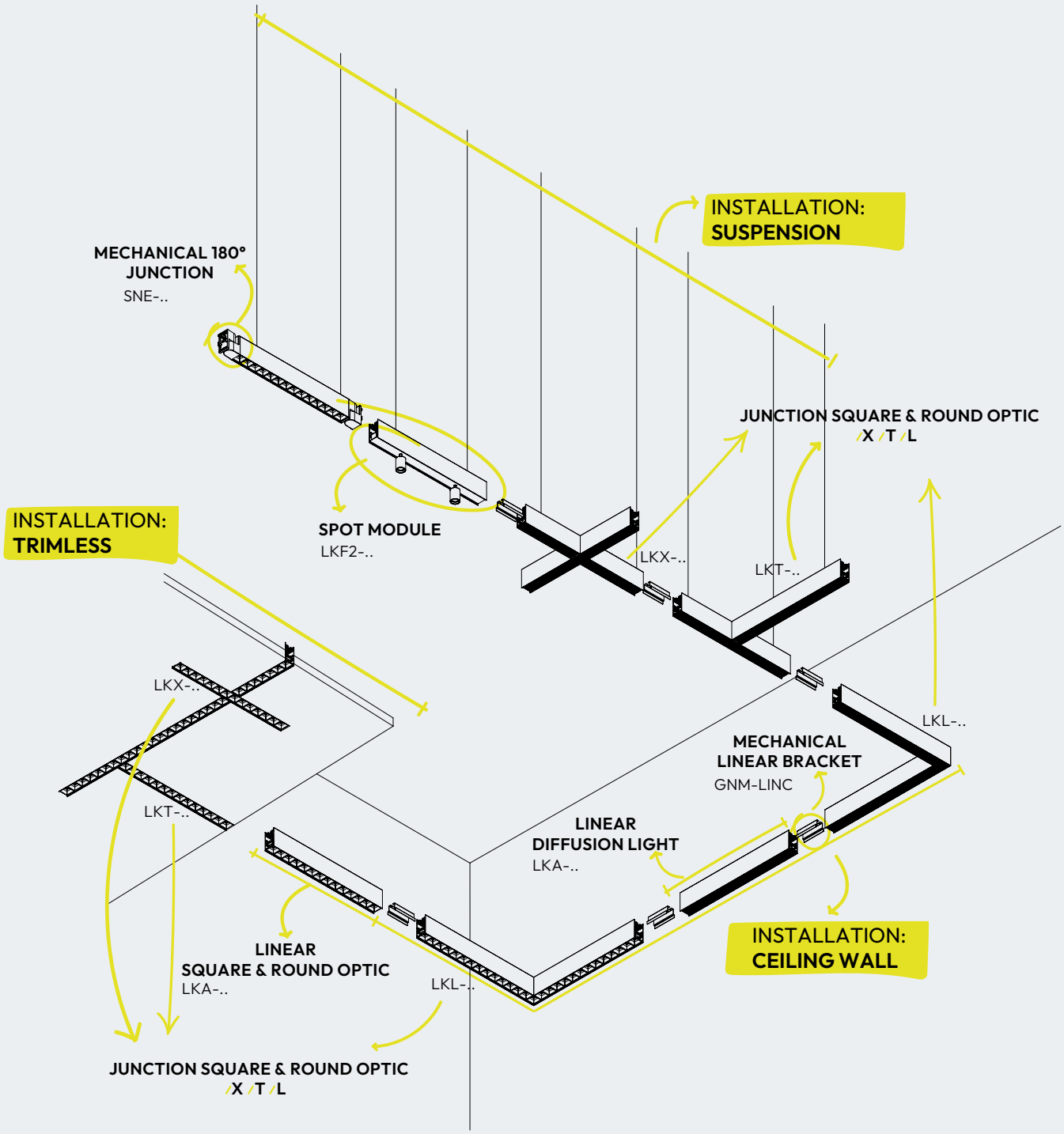

LINK SPOT MODULE



SPOT MODULE

Installazione Soffitto - Sospensione - Trimless Parete	Installation Ceiling - Suspension lamp - Trimless Wall	Installation Plafond - Suspension - Encastré sans cadre (Trimless)	Instalación Techo - Colgante - Empotrado sin marco (Trimless)
Materiali Corpo: Alluminio Ottica: PMMA	Materials Body: Aluminium Optics: PMMA	Matériels Corps: Aluminium Optique: PMMA	Materiales Cuerpo: Aluminio Óptica: PMMA
Alimentazione 220/240 Vac	Power supply 220/240 Vac	Alimentation 220/240 Vac	Alimentación 220/240 Vac
Versioni Dali - On/Off	Versions Dali - On/Off	Versions Dali - On/Off	Versiones Dali - On/Off

bianco
white

nero
black

14°
21°
38°
52°

SPOT MODULE



Lighting data

Watt	lm[1]
7,3x2	656x2

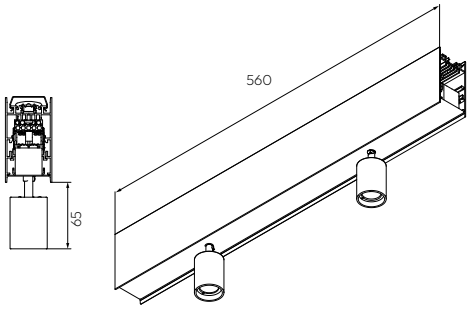

Code ***Complete the code** + (1) + (2) + (3) + (4)

LKF2- ...	(1) **Beam (°)**	(2) **Installation**	(3) **CCT**	(4) **Colour**
	X 14	**P** ceiling	**27** 2700K	**BB** white
	S 21	**S** suspension	**30** 3000K	**NN** black
	M 38	**R** trimless	**40** 4000K	
	L 52			

CE ⏚

[1] Product real lumen based on CCT at 4000K



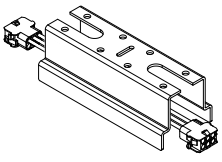

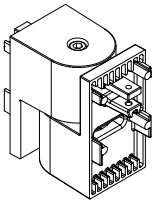

Accessories

JUNCTION

GNM-LINC	Mechanical linear bracket + electrical 5 poles connection

SNE-BI	White electrified 180° junction
SNE-NE	Black electrified 180° junction
SNM-BI	White mechanical 180° junction
SNM-NE	Black mechanical 180°junction

LINK SENSOR

IP 20 | DALI | AC DIRECT 220-240V | ZETALAB Light **360**



SENSOR

Installazione Soffitto - Sospensione - Trimless Parete	Installation Ceiling - Suspension lamp - Trimless Wall	Installation Plafond - Suspension - Encastré sans cadre (Trimless)	Instalación Techo - Colgante - Empotrado sin marco (Trimless)
Materiali Corpo: Alluminio Sensore: PC	Materials Body: Aluminium Sensor: PC	Matériels Corps: Aluminium Capteur: PC	Materiales Cuerpo: Aluminio Sensor: PC
Alimentazione 220/240 Vac	Power supply 220/240 Vac	Alimentation 220/240 Vac	Alimentación 220/240 Vac
Versioni Wireless – DALI	Versions Wireless – DALI	Versions Wireless – DALI	Versiones Wireless – DALI

bianco
white

nero
black

LINK SENSOR



N° DALI devices	App	Compatibility of protocol	Operating mode
8[1]	Light 360	Zigbee 3.0	- Stand alone - group management via App **Light360**



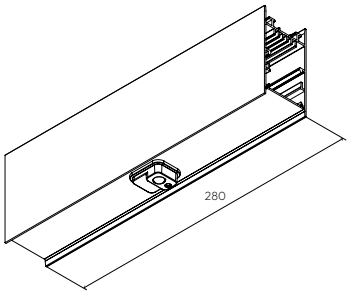

Code	*Complete the code + (1) + (2) + (3) + (4)			
LKS- ...	(1) **Installation**	(2) **Colour**	(3) **Control**	(4) **Length (mm)**
	P ceiling	**BI** white	**DA** Wireless – DALI	**L8** 280
	S suspension	**NE** black		
CE ⏚	**R** trimless			

[1] Only monoemission product







35

**35 interpreta la luce trasformandola in uno strumento capace di focalizzare l'attenzione sui dettagli più discreti e di creare suggestive profondità spaziali.
Un design di pura semplicità, valorizzato da un'ampia gamma di CCT e finiture, che consente un adattamento flessibile e sempre attuale ai diversi contesti applicativi.
Ideale per ambienti indoor contract, hospitality e residenziali, 35 coniuga prestazioni illuminotecniche ed eleganza formale.
La versione a sospensione 35 CANDELA si inserisce con naturalezza negli spazi caratterizzati da soffitti a doppia altezza, dove un sapiente equilibrio della luce genera atmosfere evocative, rispondendo al contempo a esigenze funzionali e scenografiche.**



35 interprets light, transforming it into a tool capable of drawing attention to the most subtle details and creating evocative spatial depth. A design of pure simplicity, enhanced by a wide range of CCT options and finishes, allowing for flexible and consistently contemporary adaptation to different application contexts.
Ideal for indoor contract, hospitality, and residential environments,
35 combines high lighting performance with formal elegance.
The 35 CANDELA pendant version integrates seamlessly into spaces with double-height ceilings, where a carefully balanced play of light creates evocative atmospheres while meeting both functional and scenic requirements.

35 interprète la lumière en la transformant en un outil capable de mettre en valeur les détails les plus subtils et de créer des profondeurs spatiales évocatrices. Un design d'une pure simplicité, sublimé par une large gamme de CCT et de finitions, permettant une adaptation flexible et toujours contemporaine à différents contextes d'application.
Idéal pour les environnements indoor contract, hôtellerie et résidentiels, 35 allie performances d'éclairage et élégance formelle.
La version suspendue 35 CANDELA s'intègre naturellement dans les espaces caractérisés par des plafonds en double hauteur, où un équilibre maîtrisé de la lumière génère des atmosphères suggestives tout en répondant aux exigences fonctionnelles et scénographiques.

35 interpreta la luz transformándola en un sistema capaz de dirigir la atención hacia los detalles más sutiles y de crear sugestivas profundidades espaciales.
Un diseño de pura simplicidad, realzado por una amplia gama de CCT y acabados, que permite una adaptación flexible y siempre contemporánea a los distintos contextos de aplicación. Ideal para entornos indoor contract, hospitality y residenciales, 35 combina altas prestaciones lumínicas con elegancia formal. La versión suspendida 35 CANDELA se integra de forma natural en espacios caracterizados por techos de doble altura, donde un equilibrado juego de luz genera atmósferas evocadoras, respondiendo al mismo tiempo a necesidades funcionales y escenográficas.



35 - SISTEMA LINEARE SOSPESO

35 - Suspended linear system

Il sistema lineare sospeso Trentacinque (35) svolge tre diverse tipologie di illuminazione: luce indiretta diffusa verso l'alto, luce diretta diffusa verso il basso, e luce d'accento. 35 Linear è un elemento cilindrico che crea luce diffusa verso l'alto e/o luce diffusa verso il basso. 35 Track unisce la morbidezza della luce diffusa indiretta tipica del 35 alla massima flessibilità d'uso e performance del binario 48VDC, consentendo una maggiore possibilità di configurazione del sistema luminoso. Grazie a questi elementi modulari, il sistema Trentacinque (35) è facilmente configurabile per progettare l'illuminazione di uno spazio con una totale flessibilità di forme e funzioni.

In fase di installazione è possibile raggruppare gli elementi luminosi del Trentacinque (35) in diversi gruppi o scene, lasciando libertà di scelta di accensioni e di dimmerazione.
Contattaci per i tuoi progetti con Trentacinque.

35 suspended linear system provides three different types of light: indirect diffused uplight, direct diffused downlight, and accent lighting. 35 Linear is a cylindrical element that creates diffused uplight and/or diffused downlight. 35 Track combines the softness of the indirect diffused light typical of the 35 with the maximum flexibility of use and performance of the 48VDC track, allowing for greater configuration possibilities of the lighting system.
Thanks to these modular elements, the Trentacinque (35) system is easily configurable for designing the lighting of a space with total flexibility of shapes and functions,

During installation, the Trentacinque (35) lighting elements can be grouped into different scenes, allowing an independent control of the lighting components, and giving designers the freedom to create diverse architectural lighting installations.

Contact us for your projects with Trentacinque (35).

Le système linéaire suspendu 35 propose trois types d'éclairage : lumière indirecte diffuse vers le haut, lumière directe diffuse vers le bas et éclairage d'accentuation.
35 Linear est un élément cylindrique capable de créer un éclairage diffus vers le haut et/ou vers le bas.
35 Track combine la douceur de la lumière diffuse indirecte typique du 35 avec la flexibilité d'utilisation et les hautes performances du rail 48VDC, offrant ainsi de vastes possibilités de configuration du système d'éclairage.
Grâce à ces éléments modulaires, le système 35 est facilement configurable pour concevoir l'éclairage d'un espace avec une flexibilité totale en termes de formes et de fonctions.

Lors de l'installation, il est possible de regrouper les éléments lumineux du Trentacinque (35) en différents groupes ou scènes, permettant un contrôle indépendant des composants lumineux et offrant aux concepteurs la liberté de créer des installations d'éclairage architectural variées.

Contactez-nous pour vos projets avec Trentacinque (35).

El sistema lineal suspendido 35 ofrece tres tipos de luz: iluminación indirecta difusa hacia arriba, iluminación directa difusa hacia abajo y luz de acento.
35 Linear es un elemento cilíndrico capaz de generar luz difusa hacia arriba y/o hacia abajo.
35 Track combina la suavidad de la luz difusa indirecta típica del 35 con la máxima flexibilidad de uso y rendimiento del carril de 48 VDC, lo que permite una mayor posibilidad de configuración del sistema de iluminación.
Gracias a estos elementos modulares, el sistema 35 es fácilmente configurable para diseñar la iluminación de un espacio con total flexibilidad de formas y funciones.

Durante la instalación, es posible agrupar los elementos luminosos del Trentacinque (35) en diferentes grupos o escenas, lo que permite un control separado de los componentes de iluminación y ofrece a los diseñadores la libertad de crear diversas instalaciones de iluminación arquitectónica.

Contáctenos para sus proyectos con Trentacinque (35).

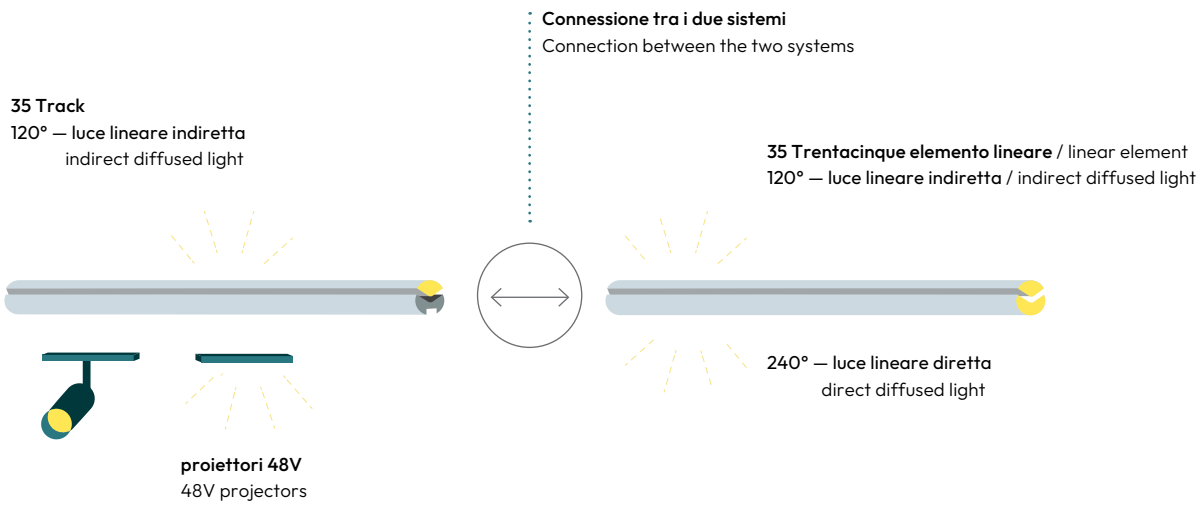

elemento lineare
linear element
(master + continuous)

kit di sospensione
suspension kit

elemento lineare track
track linear element

Minirooler
linea di luce d'accento
accent light

giunto L
L joint

giunto flessibile
flexible joint

proiettori 48VDC
48V DC spotlights

Linea 48
linea di luce diffusa
diffused light



Tutti gli elementi lineari permettono la continuità elettrica all'elemento successivo con un giunto lineare integrato.

Every linear element powers the next element through an integrated connection.

Chaque élément linéaire alimente le suivant grâce à une connexion intégrée.

Cada elemento lineal alimenta al siguiente mediante una conexión integrada.

1 Primo componente: elemento lineare master

First component: master linear element
Premier composant: élément linéaire principal
Primer componente: elemento lineal principal



2 Secondo componente: elemento lineare continuo

Second component: continuous linear element
Deuxième composant: élément linéaire continu
Segundo componente: elemento lineal continuo

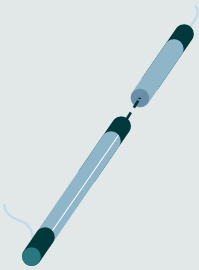

3 Componenti successivi: nuova alimentazione

Continuous components: new power supply
Composants suivants: alimentation supplémentaire
Componentes siguientes: alimentación adicional

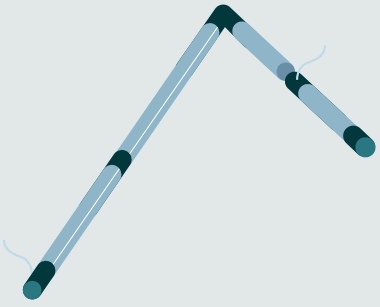

4 Integrazione con 35 Track

Addition of 35 Track
Intégration avec 35 Track (rail)
Integración con 35 Track (carril)

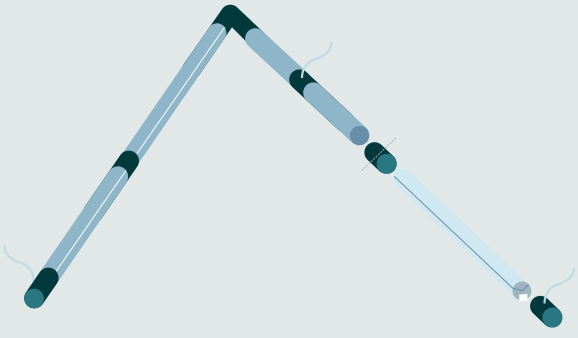

Terminati i Watt disponibili dal driver, occorre inserire nuovamente un elemento lineare master.

Once the maximum wattage supplied by the driver is reached, an additional first component "master"is required.

Lorsque la puissance disponible du driver est atteinte, il est nécessaire d'ajouter un nouvel élément linéaire "master".

Al agotarse la potencia disponible del driver, es necesario insertar un nuevo elemento lineal "master".

Tramite giunto meccanico dedicato, lineare o a L, è possibile connettere uno o più elementi di 35 Track, da alimentare successivamente.

Using a dedicated mechanical joint, either linear or L-shaped, it is possible to connect one or more 35 Track elements, to be powered from another point.

Grâce à un raccord mécanique dédié, linéaire ou en L, il est possible de connecter un ou plusieurs éléments du 35 Track, à alimenter ultérieurement.

Mediante una unión mecánica dedicada, lineal o en L, es posible conectar uno o más elementos del 35 Track, que pueden ser alimentados desde otro punto.

Il sistema lineare sospeso 35 è disponibile con due varianti di diffusore.

The 35 suspended linear system comes with two options of diffuser.

Le système linéaire suspendu 35 est disponible avec deux variantes de diffuseur.

El sistema lineal suspendido 35 está disponible con dos variantes de difusor.

I diffusori sono accessori progettati per rendere 35 un prodotto ancora più completo e raffinato. È possibile scegliere il diffusore opale, che appare bianco quando spento e valorizza l'apparecchio con un effetto luminoso elegante e pulito una volta acceso. In alternativa, è disponibile il diffusore fumé che si distingue per il suo carattere deciso quando spento e crea, da acceso, una luce delicata e suggestiva, ideale per ambienti ricercati.

Diffusers are accessories designed to make 35 an even more complete and refined product. You can choose the opal diffuser, which appears white when switched off and enhances the fixture with an elegant, clean lighting effect once illuminated. Alternatively, the smoked diffuser is available, distinguished by its bold character when off and, when switched on, creating a soft and atmospheric light, ideal for sophisticated environments.

Les diffuseurs sont des accessoires conçus pour rendre le système 35 encore plus complet et raffiné. Il est possible de choisir le diffuseur opale, qui apparaît blanc lorsqu'il est éteint et qui met en valeur le luminaire par un effet lumineux élégant et épuré une fois allumé. En alternative, le diffuseur fumé est également disponible: il se distingue par son caractère affirmé lorsqu'il est éteint et crée, une fois allumé, une lumière douce et atmosphérique, idéale pour des environnements raffinés.

Los difusores son accesorios diseñados para hacer del producto 35 una solución aún más completa y refinada. Es posible elegir el difusor opal, que aparece blanco cuando está apagado y realza la luminaria con un efecto luminoso elegante y limpio una vez encendido. Como alternativa, también está disponible el difusor ahumado, que se distingue por su carácter marcado cuando está apagado y crea, al encenderse, una luz suave y atmosférica, ideal para ambientes sofisticados.






THE FASHION TOUR
Elliott Erwitt Snaps

35



LINEAR MASTER
p.142



LINEAR CONTINUOS
p.142



LINEAR On/Off
p.142



TRACK
p.146



CANDELA
p.150



35 TRENTACINQUE

48Vdc | CRI 90 | IP 20 | 5 YEARS WARRANTY





35 LINEARE MASTER



35 LINEARE CONTINUO



35 LINEARE CONTINUO OFF

Installazione Plafone, Parete, Sospensione	Installation Ceiling - Wall, Suspension	Installation Plafond - Mur, Suspension	Instalación Techo - Pared, Colgante
Materiali Corpo: Alluminio Diffusore: Opale/Fumé	Materials Body: Aluminium Diffuser: Opal/Smoked	Matériels Corps : Aluminium Diffuseur: Opale/Fumé	Materiales Cuerpo: Aluminio Difusor: Opal/Ahumado
Alimentazione 48 Vdc	Power supply 48 Vdc	Alimentation 48 Vdc	Alimentación 48 Vdc
Versioni On/Off, DALI, Wireless	Versions On/Off, DALI, Wireless	Versions On/Off, DALI, Wireless	Versiones On/Off, DALI, Wireless

Nero
Black

Bianco
White

360°

35 LINEAR MASTER ELEMENT



Code*	Lighting data		
	Length (mm)	**Watt**	**lm**[1]
457-230	500	5+10	322+644
	1000	10+20	644+1288
	2000	20+40	1288+2576
	3000	30+60	1932+3864

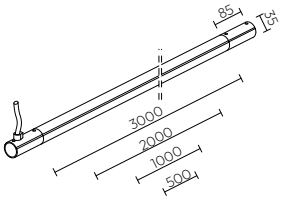

***Complete the code** + (1) + (2) + (3) + (4)

(1) **Length (mm)**	(2) **CRI**	(3) **CCT**	(4) **Colour**
05 500	**9** >90	**A** 4000K	**-0462** White
10 1000		**B** 3000K	**-1262** Black
20 2000		**C** 2700K	
30 3000			

CE

[1] Product real lumen based on CCT at 4000K

35 LINEAR MASTER ELEMENT RGBW



Code*	Lighting data		
	Length (mm)	**Watt**	**lm**[1]
477-130	500	15	649
	1000	30	1300
	2000	60	2601
	3000	90	3891

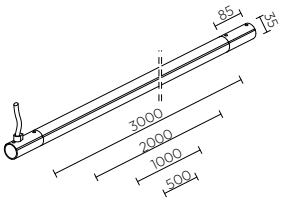

***Complete the code** + (1) + (2) + (3)

(1) **Length (mm)**	(2) **CCT**	(3) **Colour**
05 500	**EE** RGBW	**-0462** White
10 1000		**-1262** Black
20 2000		
30 3000		

CE

[1] Product real lumen based on CCT at 2700K

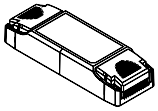

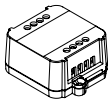

Accessories

81-09000	Driver 120W PWM
81-09001	Driver 200W PWM
81-04085	Wireless Bluetooth dimmable transformer
81-90089	Controller dimmer Casambi 12-48VDC 4CV
81-90123	Dimmer PUSH/0-10V/1-10V 12/24/48V 6.5A

35 LINEAR CONTINUOUS ELEMENT



Code*	Lighting data		
	Length (mm)	**Watt**	**lm**[1]
458-230	500	5+10	322+644
	1000	10+20	644+1288
	2000	20+40	1288+2576
	3000	30+60	1932+3864

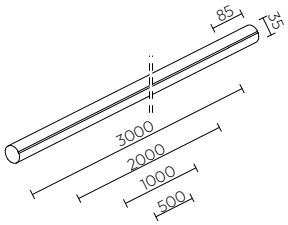

***Complete the code** + (1) + (2) + (3) + (4)

(1) **Length (mm)**	(2) **CRI**	(3) **CCT**	(4) **Colour**
05 500	**9** >90	**A** 4000K	**-0462** White
10 1000		**B** 3000K	**-1262** Black
20 2000		**C** 2700K	
30 3000			

CE

[1] Product real lumen based on CCT at 4000K

35 LINEAR CONTINUOUS ELEMENT RGBW



Code*	Lighting data		
	Length (mm)	**Watt**	**lm**[1]
478-130	500	15	649
	1000	30	1300
	2000	60	2601
	3000	90	3891

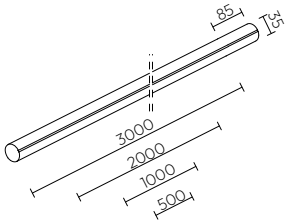

***Complete the code** + (1) + (2) + (3)

(1) **Length (mm)**	(2) **CCT**	(3) **Colour**
05 500	**EE** RGBW	**-0462** White
10 1000		**-1262** Black
20 2000		
30 3000		

CE

[1] Product real lumen based on CCT at 4000K

Accessories

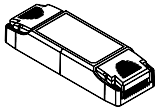

81-09000 Driver 120W PWM
81-09001 Driver 200W PWM
81-04085 Wireless Bluetooth dimmable transformer

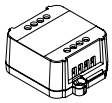

81-90089 Controller dimmer Casambi 12-48VDC 4CV
81-90123 Dimmer PUSH/0-10V/1-10V 12/24/48V 6.5A

35 CONTINUOS ELEMENT OFF



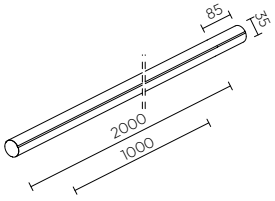

Code*	*Complete the code + (1) + (2)		
	(1) **Length (mm)**	(2) **Colour**	
		Body	**Diffuser**
458-000	**10** 1000	**-0462** White	Opal
	20 2000	**-1230** Black	Black

Accessories

	Code	Colour	Decription
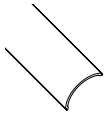	**46-11** **46-15** **46-17** **46-09**		Diffusore fumé/Smoked diffuser/Diffuseur fumé/Difusor ahumado 500mm Diffusore fumé/Smoked diffuser/Diffuseur fumé/Difusor ahumado 1000mm Diffusore fumé/Smoked diffuser/Diffuseur fumé/Difusor ahumado 2000mm Diffusore fumé/Smoked diffuser/Diffuseur fumé/Difusor ahumado 3000mm
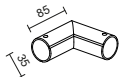	**46-01**	**- 16** black **- 21** white	Giunto L L joint Jonction L Unión L
	**46-02**	**- 16** black **- 21** white	Giunto flessibile Flexible joint Jonction flexible Unión flexible
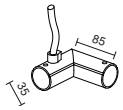	**46-18**	**- 16** black **- 21** white	Giunto L con cavo alimentatore L joint with power cable Jonction L avec câble d'alimentation Unión L con cable de alimentación
	**46-05-00**		Kit di sospensione 3000mm Suspension kit 3000mm Kit de suspension 3000mm Kit de suspensión 3000mm
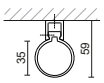	**46-13**	**- 16** black **- 21** white	Kit per installazione a parete/soffitto (3 pcs) Kit for wall/ceiling mounting (3 pcs) Kit pour montage mural/plafond (3 pcs) Kit para montaje en pared/techo (3 pcs)
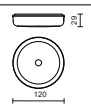	**46-12**	**- 16** black **- 21** white	Rosone a soffitto Ceiling rose Rosace Florón de techo

35 TRACK

48Vdc | CRI 90 | IP 20 | 5 YEARS WARRANTY | DALI



35 TRACK

Installazione Sospensione	Installation Suspension	Installation Suspension	Instalación Colgante
Materiali Corpo: Alluminio	Materials Body: Aluminium	Matériels Corps : Aluminium	Materiales Cuerpo: Aluminio
Alimentazione 48 Vdc	Power supply 48 Vdc	Alimentation 48 Vdc	Alimentación 48 Vdc
Versioni On/Off, DALI, Wireless	Versions On/Off, DALI, Wireless	Versions On/Off, DALI, Wireless	Versiones On/Off, DALI, Wireless

Nero
Black

Bianco
White

35 TRACK



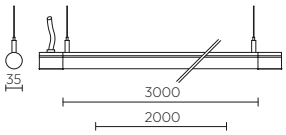

Code*	*Complete the code + (1) + (2)	
	(1) **Length (mm)**	(2) **Colour**
6447-	**20** 2000	**-0462** White
	30 3000	**-1262** Black

Driver to be ordered separately

Accessories

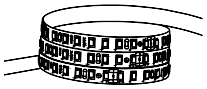

93-WB948-2520A-30	Kit strip LED cablata 48V, 3000K
93-WC948-2520A-30	Kit strip LED cablata 48V, 2700K

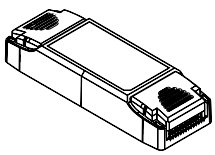

81-09000	Driver 120W PWM 48V
81-09001	Driver 200W PWM 48V
81-90122	Driver MAX 320W 48V IP67
81-04085	Wireless Bluetooth dimmable transformer
6465-03-31	DALI transformer for remote use - 150W

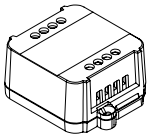

81-90089	Controller dimmer Casambi 12-48VDC 4CV
81-90123	Dimmer PUSH/0-10V/1-10V 12/24/48V 6.5A
81-90124	Converter DALI PWM 12/24/48V 6.5A
81-90128	Converter DALI-Casambi CBU-A2D

Accessories

	Code	Colour	Decription
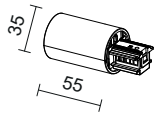	**6490-10**	**-30** black **-31** white	Alimentazione destra Right live-end Alimentation droite Alimentación derecha
	6490-11	**-30** black **-31** white	Alimentazione sinistra Left live-end Alimentation gauche Alimentación izquierda
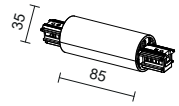	**6491-00**	**-30** black **-31** white	Alimentazione centrale Central power feed Alimentation centrale Alimentación central
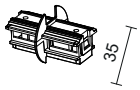	**6492-00**	**-30** black **-31** white	Giunto lineare elettrico Straight electric joint Jonction électrique linéaire Unión eléctrica lineal
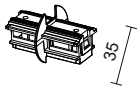	**6493-10**	**-30** black **-31** white	Giunto lineare meccanico Straight mechanical joint Jonction mécanique linéaire Unión mecánica lineal
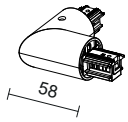	**6494-10**	**-30** black **-31** white	Giunto L interno Inside L joint Jonction en L interne Unión en L interna
	6494-11	**-30** black **-31** white	Giunto L esterno Outside L joint Jonction en L externe Unión en L externa
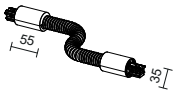	**6495-00**	**-30** black **-31** white	Giunto flessibile Flexible joint Jonction flexible Unión flexible
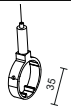	**6496-00**	**-16** black **-21** white	Kit di sospensione con anello, cavo e bloccacavo Suspension kit with ring, wire and wire lock Kit de suspension avec anneau, câble et bloque-câble Kit de suspensión con anillo, cable y bloqueacables
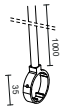	**6497-00**	**-16** black **-21** white	Kit di sospensione con anello rigido e tige rigida Suspension kit with stiff ring and stiff rod Kit de suspension avec anneau rigide et tige rigide Kit de suspensión con anillo rígido y varilla rígida
	**6498-00**	**-30** black **-31** white	Copertura binario 1000mm Track cover 1000mm Cache-rail 1000mm Tapa de carril 1000mm
	**6499-00**	**-30** black **-31** white	Tappo chiusura Dead end Embout de fermeture Tapón de cierre
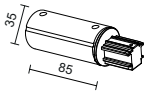	**6500-00**	**-16** black **-21** white	Giunto meccanico di collegamento 35/35 Track Mechanical connection joint 35/35 Track Jonction mécanique de raccordement 35/35 Track Unión mecánica de conexión 35/35 Track
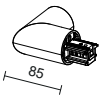	**6501-00**	**-16** black **-21** white	Giunto meccanico di collegamento a L 35/35 Track Mechanical connection L joint 35/35 Track Jonction méchanique en L entre 35/35 Track Unión mecánica L de conexión 35/35 Track
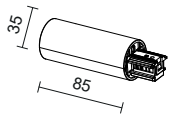	**6502-10**	**-30** black **-31** white	Alimentazione destra e giunto elettrico di collegamento 35/35 Track Right live-end and electrical connection joint 35/35 Track Alimentation droite et raccord de connexion électrique entre 35/35 Track Alimentación derecha y unión de conexión eléctrica 35/35 Track
	6502-11	**-30** black **-31** white	Alimentazione sinistra e giunto elettrico di collegamento 35/35 Track Left live-end and electrical connection joint 35/35 Track Alimentation gauche et raccord de connexion électrique entre 35/35 Track Alimentación izquierda y unión de conexión eléctrica 35/35 Track
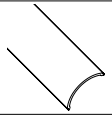	**46-11** **46-15** **46-17** **46-09**		Diffusore fumé/Smoked diffuser/Diffuseur fumé/Difusor ahumado 500mm Diffusore fumé/Smoked diffuser/Diffuseur fumé/Difusor ahumado 1000mm Diffusore fumé/Smoked diffuser/Diffuseur fumé/Difusor ahumado 2000mm Diffusore fumé/Smoked diffuser/Diffuseur fumé/Difusor ahumado 3000mm



35 CANDELA







35 CANDELA

Installazione Sospensione	Installation Suspension	Installation Suspension	Instalación Colgante
Materiali Corpo: Alluminio Diffusore: Opale/Fumé	Materials Body: Aluminium Diffuser: Opal/Smoked	Matériels Corps : Aluminium Diffuseur: Opale/Fumé	Materiales Cuerpo: Aluminio Difusor: Opal/Ahumado
Alimentazione 48 Vdc	Power supply 48 Vdc	Alimentation 48 Vdc	Alimentación 48 Vdc
Versioni On/Off, Wireless	Versions On/Off, Wireless	Versions On/Off, Wireless	Versiones On/Off, Wireless



Nero
Black

Bianco
White

360°

35 CANDELA



Code*	Lighting data		
	Length (mm)	Watt	lm[1]
447-130	2000	60	3683

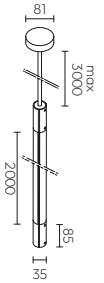

***Complete the code** + (1) + (2) + (3) + (4)

(1) **Length (mm)**	(2) **CRI**	(3) **CCT**	(4) **Colour**
20 2000	**9** >90	**B** 3000K **C** 2700K	**-0462** White **-1262** Black

[1] Product real lumen based on CCT at 3000K
Driver to be ordered separately



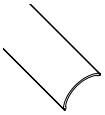

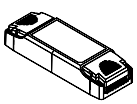

Accessories

46-17 Diffusore fumé/Smoked diffuser/Diffuseur fumé/Difusor ahumado 2000mm

81-09000 Driver 120W PWM 48V
81-04085 Wireless Bluetooth dimmable transformer

TRATTO

Solo 15 mm di larghezza per un'illuminazione senza compromessi. TRATTO unisce un design ultra-sottile con doppia emissione, offrendo luce diretta e indiretta in un formato compatto. Il livello di abbagliamento ridotto al minimo garantisce un elevato comfort visivo, mentre le prestazioni luminose restano eccellenti. Ideale per integrarsi con discrezione ed eleganza in qualsiasi ambiente.



Only 15 mm wide for uncompromising lighting. TRATTO combines an ultra-slim design with dual emission, delivering both direct and indirect light in a compact form. The glare level is reduced to a minimum, ensuring high visual comfort while maintaining excellent lighting performance. Perfectly suited to blend discreetly and elegantly into any environment.

Seulement 15 mm de large pour un éclairage sans compromis. TRATTO combine un design ultra-fin avec une double, offrant un éclairage directe et indirecte dans un format compact. Le niveau d'éblouissement est réduit au minimum, garantissant un excellent confort visuel tout en maintenant des performances lumineuses élevées. Idéal pour s'intégrer avec discrétion et élégance dans tout type d'environnement.

Solo 15 mm de ancho para una iluminación sin compromisos. TRATTO combina un diseño ultrafino con doble emisión, ofreciendo luz directa e indirecta en un formato compacto. El nivel de deslumbramiento se ha reducido al mínimo, garantizando un alto confort visual sin renunciar a un rendimiento luminoso excelente. Ideal para integrarse con discreción y elegancia en cualquier entorno.



TRATTO



TRATTO M p.158

Prodotto monoemissione.
Mono emission product.
Produit à émission simple.
Producto de una sola emisión.



TRATTO B p.158

Prodotto bi-emissione.
Double-emission product.
Produit à double émission
Producto doble emisión.

FEATURES

DOPPIA EMISSIONE:
LUCE DIRETTA ED INDIRETTA
Double emission: direct and indirect light

LIVELLO DI ABBAGLIAMENTO
RIDOTTO AL MINIMO
Glare level reduced to a minimum

UGR < 16



GRANDI PERFORMANCE
IN SOLI 15MM DI LARGHEZZA
Great performance in just 15mm width

OTTICHE 25°x 60° / 30° / 60°
Optics 25°x 60° / 30° / 60°

RAL

on request















TRATTO

IP 20 · 5 YEARS WARRANTY · CRI 90 · DALI · DIMMERABLE · RAL (on request)





TRATTO M

TRATTO B

Installazione Soffitto - Sospensione	Installation Ceiling - Suspension	Installation Plafond - Suspension	Instalación Techo - Colgante
Materiali Corpo: Alluminio Ottica: PMMA	Materials Body: Aluminium Optics: PMMA	Matériels Corps: Aluminium Optique: PMMA	Materiales Cuerpo: Aluminio Óptica: PMMA
Alimentazione Corrente costante 150 -900 mA	Power supply Constant current 150 -900 mA	Alimentation Courant constant 150 -900 mA	Alimentación Corriente constante 150 -900 mA
Versioni Dali-Push NFC	Versions Dali-Push NFC	Versions Dali-Push NFC	Versiones Dali-Push NFC

bianco
white

nero
black

30°
60°

25°x60°

TRATTO M



Lighting data

Length (mm)	Watt	Im[1]
863	11,3	1405
1142	15,1	1874
1422	18,8	2342
1701	22,6	2811
1981	26,3	3279

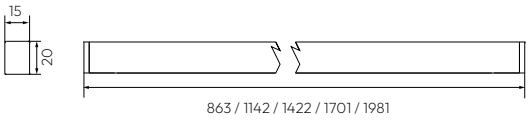

Code ***Complete the code** + (1) + (2) + (3) + (4) + (5) + (6) + (7) + (8)

TR ...	(1) Power**	(2) -	(3) Emission	(4) Beam (°)	(5) Installation	(6) CCT	(7) Colour	(8) Dimension (mm)
	A 11,3W	-	**1** mono	**X** 25x60	**P** ceiling	**27** 2700K	**NE** black	**L1** 863
	B 15,1W			**S** 30	**S** suspension	**30** 3000K	**BI** white	**L2** 1142
	C 18,8W			**M** 60		**40** 4000K		**L3** 1422
	D 22,6W							**L4** 1701
CE	**E** 26,3W							**L5** 1981

[1] Product real lumen based on CCT at 4000K
** Each power is directly related to only one length (A-L1, B-L2, C-L3, D-L4, E-L5)

TRATTO B



Lighting data

Length (mm)	Watt		Im[1]	
	Down	Up	Down	Up
849	11,3	8,1	1405	1008
1129	15,1	10,8	1874	1344
1408	18,8	13,4	2342	1680
1688	22,6	16,1	2811	2016
1967	26,3	18,8	3279	2352

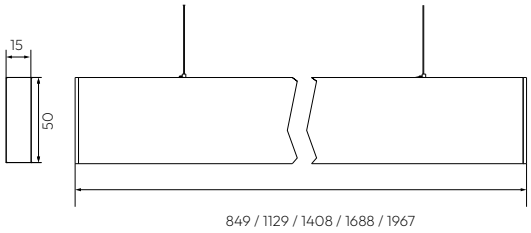

Code ***Complete the code** + (1) + (2) + (3) + (4) + (5) + (6) + (7) + (8)

TR ...	(1) Power**	(2) -	(3) Emission	(4) Beam (°)	(5) Installation	(6) CCT	(7) Colour	(8) Dimension (mm)
	A 19,4W	-	**2** bi-emission	**X** 25x60	**S** suspension	**27** 2700K	**NE** black	**L1** 849
	B 25,9W			**S** 30		**30** 3000K	**BI** white	**L2** 1129
	C 32,2W			**M** 60		**40** 4000K		**L3** 1408
	D 38,7W							**L4** 1688
CE	**E** 45,1W							**L5** 1967

[1] Product real lumen based on CCT at 4000K
** Each power is directly related to only one length (A-L1, B-L2, C-L3, D-L4, E-L5)

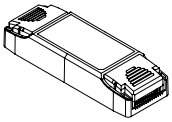

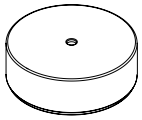

Accessories

AL00336 Driver 36W 150-900mA DALI-PUSH NFC

RST-BIA White round canopy Ø 254x40mm
RST-NEA Black round canopy Ø 254x40mm
The canopy can accommodate the driver.





ZODIAC INDOOR / PROFILE



Realizziamo profili in alluminio e materiali innovativi, personalizzati e su misura per ogni tipo di StripLED, grazie a un processo produttivo avanzato e macchinari di taglio all'avanguardia. Le nostre soluzioni combinano estetica, funzionalità e sicurezza, garantendo dissipazione del calore, protezione da urti e umidità secondo le normative IP (profili custom).
Disponibili con coperture opali, trasparenti, prismatizzate o ottiche dedicate, e in finiture standard (alluminio, bianco, nero) o personalizzate RAL, offrendo la massima versatilità per progetti architettonici e di design.
Tra le diverse linee, troviamo versioni da incasso a battuta o a raso, versioni installate in cartongesso (Drywall), versioni da superficie (parete e soffitto), versioni da sospensione, versioni angolari e varianti XPS per architetture particolari.

We manufacture aluminium profiles and innovative materials, customized and made to measure for all types of LED strips, thanks to an advanced production process and state-of-the-art cutting machinery.
Our solutions combine aesthetics, functionality, and safety, ensuring effective heat dissipation and protection against impacts and moisture, in compliance with IP standards (custom profiles).
Available with opal, transparent, prismatic covers or dedicated optics, and in standard finishes (aluminium, white, black) or custom RAL finishes, they offer maximum versatility for architectural and design projects.
The range includes trimmed or flush recessed versions, drywall (plasterboard) installations, surface-mounted solutions (wall and ceiling), suspended versions, angular profiles, and XPS variants designed for special architectural applications.

Nous réalisons des profilés en aluminium et en matériaux innovants, personnalisés et sur mesure pour tous types de rubans LED, grâce à un processus de production avancé et à des machines de découpe de dernière génération. Nos solutions allient esthétique, fonctionnalité et sécurité, garantissant une dissipation thermique efficace ainsi qu'une protection contre les chocs et l'humidité, conformément aux normes IP (profilés custom). Disponibles avec des diffuseurs opales, transparents, prismatiques ou des optiques dédiées, et en finitions standard (aluminium, blanc, noir) ou personnalisées RAL, elles offrent une grande polyvalence pour les projets architecturaux et de design.
La gamme comprend des versions encastrées à cadre ou affleurantes, des installations pour plaques de plâtre (Drywall), des solutions en saillie (mur et plafond), des versions suspendues, des profilés angulaires ainsi que des variantes XPS pour des architectures spécifiques.

Diseñamos perfiles de aluminio y materiales innovadores, personalizados y a medida para todo tipo de StripLED, gracias a un proceso de fabricación avanzado y maquinaria de corte de última generación.
Nuestras soluciones combinan estética, funcionalidad y seguridad, garantizando una eficiente disipación del calor y la protección contra golpes y humedad, según normativa IP (perfiles custom). Disponibles con difusores opales, transparentes, prismáticos u ópticas específicas, y en acabados estándar (aluminio, blanco, negro) o personalizados según la carta RAL, ofreciendo la máxima versatilidad para proyectos arquitectónicos y de diseño. La gama incluye versiones empotradas a ras o con marco, versiones para pladur (Drywall), versiones de superficie para pared o techo, versiones suspendidas, perfiles angulares, variantes XPS para arquitecturas especiales.



ZODIAC INDOOR



1010 p. 166



Aries p. 167



1616S p. 168



Lyra S p. 170



1616R p. 168



Lyra R p. 170



1912 p. 172



Taurus p. 174



2351 p. 176



Unicorn p. 177



2612 p. 178



Scorpion p. 180



3031 p. 182



Ara p. 185



3546 p. 186

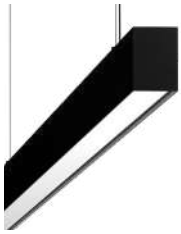

Dolphin p. 188



4812 p. 190



Lion p. 191



D20 p.192



Dorado p. 194



PROFILE 1010 /ARIES



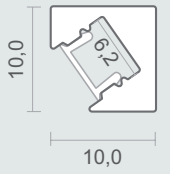

Lunghezza massima 2m
Maximum length 2m
Longueur maximale 2m
Longitud máxima 2m

Kit code composition

Code*	***Complete the code** + (1) + (2) + (3)					
	(1)	**Diffuser**	(2)	**Finish**	(3)	**Length (mm)**
1010-	**O**	opal	**00**	aluminium	**L10**	1000
			01	white	**L20**	2000
			02	black		

Profilo + diffusore + tappi (1 chiuso e 1 aperto) + molletta
Profile + diffuser + caps (1 closed and 1 open + clip
Profilé + diffuseur + embouts (1 fermé et 1 ouvert) + ressort de fixation
Perfil + difusor + tapas (1 cerrada y 1 abierta) + clip de fijación

- Microprofilo
  Micro-profile
  Micro-profilé
  Microperfil
- Compatibile solo con micro strip LED da 4 mm
  Compatible only with 4 mm micro LED strip
  Compatible uniquement avec ruban LED micro de 4 mm
  Compatible solo con tira LED micro de 4 mm

alluminio aluminium
bianco white
nero black

Single components code

	Code	Finish	Length	Decription
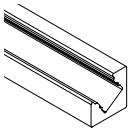	**14721**	**-*** **-01** **-02**	**L10** **L20**	Profilo Profile Profilé Perfil
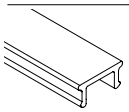	**14727**		**-L10** **-L20**	Diffusore opale Opal diffuser Diffuseur opale Difusor opal
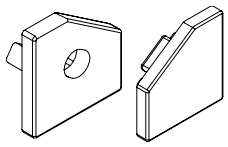	**14740** **14739**	**-*** **-01** **-02**		Tappo passacavo/Tappo chiuso Grommet cap/closed cap Embout presse-étoupe/Embout fermé Tapón pasa-cables/Tapón ciego
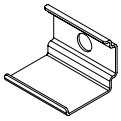	**14744**			Molletta Clip Ressort Clip

*Senza il codice della finitura il prodotto si intende in alluminio.
*If the finish code is not specified, the product is supplied in aluminium.
*En l'absence du code de finition, le produit est fourni en aluminium.
*Si no se especifica el código de acabado, el producto se suministra en aluminio.

ARIES CEILING / PROFILE 1010

IP 20 | CRI 93 | 24Vdc | RAL | 5 YEARS WARRANTY

on request



Code*	Lighting data		
	Power (W)	**lm**[1]	**Length (mm)**
AE-	11	938	1003

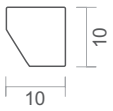

***Complete the code** + (1) + (2) + (3) + (4) + (5)

(1) **Diffuser**	(2) **Installation**	(3) **CCT**	(4) **Colour**	(5) **Length (mm)**
O Opal	**PL** ceiling	**Z** 2700K **C** 3000K **N** 4000K	**01** White **02** Black **RA** [2]	**L10** 1003 **L...** [3]

CE

[1] Product real lumen based on CCT at 4000K
[2] Custom RAL
[3] Full customization (min. 100mm max. 2000mm)

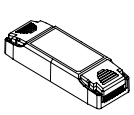

Accessories

07250 Driver 24V 75W

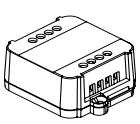

09369 Dimmer 1CH DALI2-PUSH-0/1.10V 24V max11A

ZQ20-05R0 Z-DIM 48 1CH PUSH/WIRELESS 24-48V max.7A

PROFILE 1616R - 1616S / LYRA R - LYRA S

IP 20



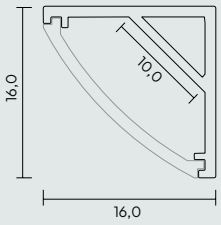

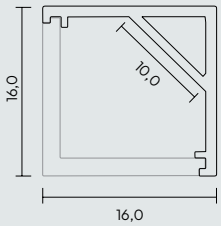

mm

Lunghezza massima 2m
Maximum length 2m
Longueur maximale 2m
Longitud máxima 2m

Kit code composition

Code*	***Complete the code** + (1) + (2)			
	(1)	**Diffuser**	(2)	**Length (mm)**
1616-	**D**	round	**L10**	1000
	Q	square	**L20**	2000

Profilo + diffusore + tappi (1 chiuso e 1 aperto) + molletta
Profile + diffuser + caps (1 closed and 1 open) + clip
Profilé + diffuseur + embouts (1 fermé et 1 ouvert) + ressort de fixation
Perfil + difusor + tapas (1 cerrada y 1 abierta) + clip de fijación

alluminio
aluminium

Single components code

	Code	Length	Decription
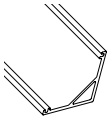	**14430**	**-L10** **-L20**	Profilo Profile Profilé Perfil
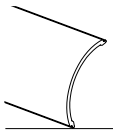	**14438**	**-L10** **-L20**	Diffusore opale tondo Round opal diffuser Diffuseur opale rond Difusor opal redondo
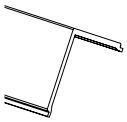	**14436**		Diffusore opale quadro Square opal diffuser Diffuseur opale carré Difusor opal cuadrado
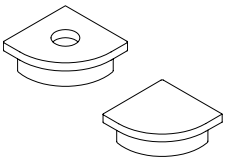	**14431** **14434**		Tappo passacavo/Tappo chiuso tondo Round grommet/closed cap Embout presse-étoupe/Embout fermé rond Tapón pasa-cables/Tapón ciego redondo
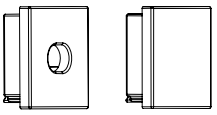	**14433** **14432**		Tappo passacavo/Tappo chiuso quadro Square grommet cap/closed cap Embout presse-étoupe/Embout fermé carré Tapón pasa-cables/Tapón ciego cuadrado
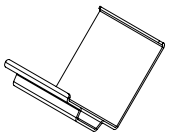	**14831**		Molletta Clip Ressort Clip

Accessories



14071 Touch On/Off/DIM 12/24V for PROLINE
only for 1616-D

LYRA-R ANGULAR / PROFILE 1616R

IP 20 | CRI 93 | 24Vdc | RAL | 5 YEARS WARRANTY

on request



Code*	Lighting data		
	Watt	lm[1]	Length (mm)
LR2-	16	1365	1003

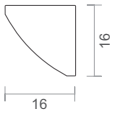

***Complete the code** + (1) + (2) + (3) + (4) + (5)

(1) Diffuser	(2) Installation	(3) CCT	(4) Colour	(5) Length (mm)
O Opal	**PL** Ceiling	**Z** 2700K **C** 3000K **N** 4000K	**01** White **02** Black **RA** [2]	**L10** 1003 **L...** [3]

CE

[1] Product real lumen based on CCT at 4000K
[2] Custom RAL
[3] Full customization (min. 100mm max. 2000mm)

LYRA-S ANGULAR / PROFILE 1616S

IP 20 | CRI 93 | 24Vdc | RAL | 5 YEARS WARRANTY

on request



Code*	Lighting data		
	Watt	lm[1]	Length (mm)
LS2-	16	1365	1003

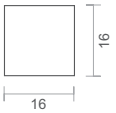

***Complete the code** + (1) + (2) + (3) + (4) + (5)

(1) Diffuser	(2) Installation	(3) CCT	(4) Colour	(5) Length (mm)
O Opal	**PL** Ceiling	**Z** 2700K **C** 3000K **N** 4000K	**01** White **02** Black **RA** [2]	**L10** 1003 **L...** [3]

CE

[1] Product real lumen based on CCT at 4000K
[2] Custom RAL
[3] Full customization (min. 100mm max. 2000mm)

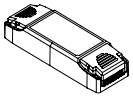

Accessories

07250 Driver 24V 75W classe II IP20

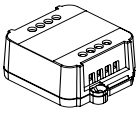

09369 Dimmer 1CH DALI2-PUSH-0/1.10V 24V max11A

ZQ20-05R0 Z-DIM 48 1CH PUSH/WIRELESS 24-48V max.7A



PROFILE 1912 / TAURUS



Diffusore lenticolare

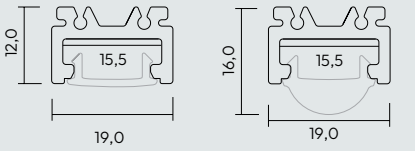

mm

Lunghezza massima 4m
Maximum length 4m
Longueur maximale 4m
Longitud máxima 4m

Kit code composition

Code*	***Complete the code** + (1) + (2) + (3)					
	(1)	**Diffuser**	(2)	**Finish**	(3)	**Length (mm)**
1912-	**O**	opal	**00**	aluminium	**L10**	1000
	T	transparent	**01**	white	**L20**	2000
	S	satin	**02**	black	**L30**	3000
	L	lenticular			**L40**	4000

Profilo + diffusore + tappi (1 chiuso e 1 aperto) + molletta
Profile + diffuser + caps (1 closed and 1 open + clip
Profilé + diffuseur + embouts (1 fermé et 1 ouvert) + ressort de fixation
Perfil + difusor + tapas (1 cerrada y 1 abierta) + clip de fijación

alluminio aluminium
bianco white
nero black

Single components code

	Code	Finish	Length	Decription
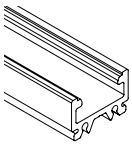	**14008**	**-01** **-02**	**L10** **L20** **L30** **L40**	Profilo Profile Profilé Perfil
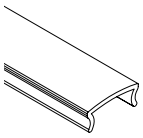	**14000**		**-L10** **-L20** **-L30** **-L40** **-L60***	Diffusore trasparente Transparent diffuser Diffuseur transparent Difusor transparente
	14001			Diffusore opale Opal diffuser Diffuseur opale Difusor opal
	14445			Diffusore satinato Satin diffuser Diffuseur satiné Difusor satinado
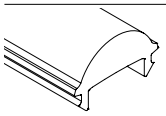	**14002**			Diffusore lenticolare satinato Satin lenticular diffuser Diffuseur lenticulaire satiné Difusor lenticular satinado
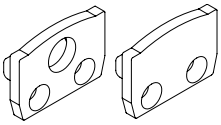	**14004** **14005**	**-01** **-02**		Tappo passacavo/Tappo chiuso Grommet cap/closed cap Embout presse-étoupe/Embout fermé Tapón pasa-cables/Tapón ciego
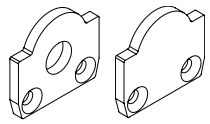	**14006** **14007**			Tappo passacavo/Tappo chiuso lenticolare per copertura 14002 Grommet cap/closed cap for cover 14002 Embout presse-étoupe/Embout fermé pour couvercle 14002 Tapón pasa-cables/Tapón ciego para cubierta 14002
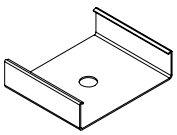	**14185**			Molletta Clip Ressort Clip

*L60: 6m. Valida solo per diffusore opale. Valida per i profili: 1912- 2020 -2612 - D20.
*L60: 6 m. Valid only for opal diffuser. Applicable to profiles: 1912 – 2020 – 2612 – D20.
*L60 : 6 m. Valable uniquement avec diffuseur opale. Valable pour les profilés : 1912 – 2020 – 2612 – D20.
*L60: 6 m. Válido solo con difusor opal. Válido para los perfiles: 1912 – 2020 – 2612 – D20.

Senza il codice della finitura il prodotto si intende in alluminio.
If the finish code is not specified, the product is supplied in aluminium.
En l'absence du code de finition, le produit est fourni en aluminium.
Si no se especifica el código de acabado, el producto se suministra en aluminio.

Accessories



14783 Kit calamita
Magnet kit
Kit aimant
Kit imán



10807 Kit cassaforma L=2000mm
Formwork kit L=2000mm
Kit de coffrage L=2000mm
Kit de encofrado L=2000mm

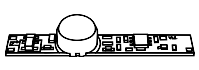

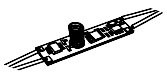

*Escluso con diffusore lenticolare
*Excluded with lenticular diffuser
*Versions avec diffuseur lenticulaire exclues
* Versiones con difusor lenticular excluidas

03102 PIR SMD PER PROLINE 12/24V 18/36W

14071 Touch On/Off/DIM 12/24V for PROLINE

TAURUS CEILING / PROFILE 1912

IP 20 | CRI 93 | 24Vdc | RAL | 5 YEARS WARRANTY

on request



Code*	Lighting data		
	Power (W)	lm[1]	Length (mm)
TU2-	16	1470	1004

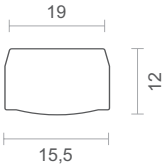

***Complete the code** + (1) + (2) + (3) + (4) + (5)

(1) **Diffuser**	(2) **Installation**	(3) **CCT**	(4) **Colour**	(5) **Length (mm)**
O Opal	**PL** ceiling	**Z** 2700K **C** 3000K **N** 4000K	**01** White **02** Black **RA** [2]	**L10** 1004 **L...** [3]

CE

[1] Product real lumen based on CCT at 4000K
[2] Custom RAL
[3] Full customization (min. 100mm max. 4000mm)

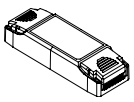

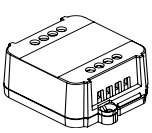

Accessories

07250 Driver 24V 75W

09369 Dimmer 1CH DALI2-PUSH-0/1.10V 24V max11A

ZQ20-05R0 Z-DIM 48 1CH PUSH/WIRELESS 24-48V max.7A



PROFILE 2351 / UNICORN



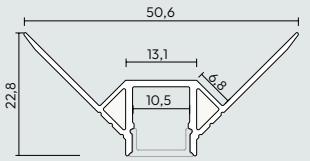

mm

Lunghezza massima 2m
Maximum length 2m
Longueur maximale 2m
Longitud máxima 2m

Kit code composition

Code*	***Complete the code** + (1) + (2) + (3)					
	(1)	**Diffuser**	(2)	**Finish**	(3)	**Length (mm)**
2351-	**O**	opal	**00**	aluminium	**L10**	1000
					L20	2000

Profilo + diffusore + tappi (1 chiuso e 1 aperto)
Profile + diffuser + caps (1 closed and 1 open)
Profilé + diffuseur + embouts (1 fermé et 1 ouvert)
Perfil + difusor + tapas (1 cerrada y 1 abierta)

alluminio
aluminium

Single components code

	Code	Length	Decription
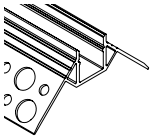	**14626**	**-L10** **-L20**	Profilo Profile Profilé Perfil
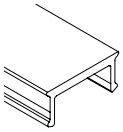	**14633**	**-L10** **-L20**	Diffusore opale Opal diffuser Diffuseur opale Difusor opal
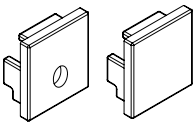	**14631** **14632**		Tappo passacavo/Tappo chiuso Grommet cap/closed cap Embout presse-étoupe/Embout fermé Tapón pasa-cables/Tapón ciego

UNICORN RECESSED / PROFILE 2351

IP 20 | CRI 93 | 24Vdc | RAL | 5 YEARS WARRANTY

on request



Code*	Lighting data		
	Power (W)	**lm**[1]	**Length (mm)**
UC2-	16	1470	1004

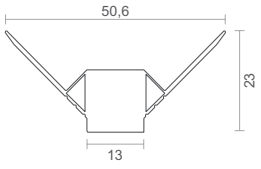

***Complete the code** + (1) + (2) + (3) + (4)

(1) **Diffuser**	(2) **CCT**	(3) **Colour**	(4) **Length (mm)**
O Opal	**Z** 2700K **C** 3000K **N** 4000K	**00** Aluminium **RA** [2]	**L10** 1004 **L...** [3]

CE

[1] Product real lumen based on CCT at 4000K
[2] Custom RAL
[3] Full customization (min. 100mm max. 2000mm)

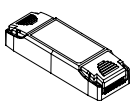

Accessories

07250 Driver 24V 75W

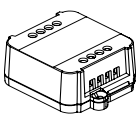

09369 Dimmer 1CH DALI2-PUSH-0/1.10V 24V max11A

ZQ20-05R0 Z-DIM 48 1CH PUSH/WIRELESS 24-48V max.7A

PROFILE 2612 / SCORPION



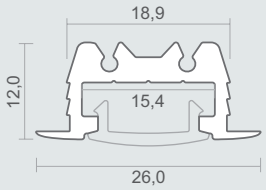

mm

mm

Lunghezza massima 4m
Maximum length 4m
Longueur maximale 4m
Longitud máxima 4m

Kit code composition

Code*	***Complete the code** + (1) + (2) + (3)					
	(1)	**Diffuser**	(2)	**Finish**	(3)	**Length (mm)**
2612-	**O**	opal	**00**	aluminium	**L10**	1000
	T	transparent	**01**	white	**L20**	2000
	S	satin	**02**	black	**L30**	3000
					L40	4000

Profilo + diffusore + tappi (1 chiuso e 1 aperto) + molletta
Profile + diffuser + caps (1 closed and 1 open) + clip
Profilé + diffuseur + embouts (1 fermé et 1 ouvert) + ressort de fixation
Perfil + difusor + tapas (1 cerrada y 1 abierta) + clip de fijación

alluminio
aluminium

bianco
white

nero
black

Single components code

	Code	Finish	Length	Decription
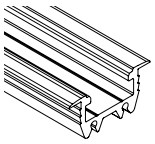	**14201**	**-01** **-02**	**L10** **L20** **L30** **L40**	Profilo Profile Profilé Perfil
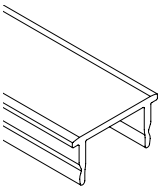	**14000**		**-L10** **-L20** **-L30** **-L40**	Diffusore trasparente Transparent diffuser Diffuseur transparent Difusor transparente
	14001			Diffusore opale Opal diffuser Diffuseur opale Difusor opal
	14445			Diffusore satinato Satin diffuser Diffuseur satiné Difusor satinado
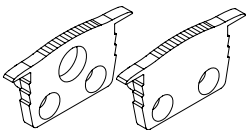	**14012** **14013**	**-01** **-02**		Tappo passacavo/Tappo chiuso Grommet cap/closed cap Embout presse-étoupe/Embout fermé Tapón pasa-cables/Tapón ciego
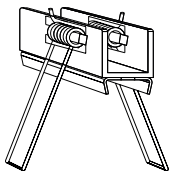	**14078**			Molletta Clip Ressort Clip

Senza il codice della finitura il prodotto si intende in alluminio.
If the finish code is not specified, the product is supplied in aluminium.
En l'absence du code de finition, le produit est fourni en aluminium.
Si no se especifica el código de acabado, el producto se suministra en aluminio.

Accessories



10807 Kit cassaforma L=2000mm con kit calamita
Formwork kit L=2000mm with magnet kit
Kit de coffrage L=2000mm avec kit aimant
Kit de encofrado L=2000mm con kit imán

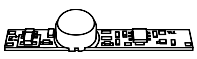

03102 PIR SMD for PROLINE 12/24V 18/36W



14071 Touch On/Off/DIM 12/24V

SCORPION / PROFILE 2612

IP 20 | CRI 93 | 24Vdc | RAL | 5 YEARS WARRANTY

on request



Code*	Lighting data		
	Power (W)	lm[1]	Length (mm)
SC2-	16	1470	1004

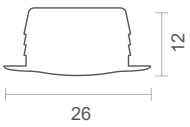

***Complete the code** + (1) + (2) + (3) + (4)

(1) **Diffuser**	(2) **CCT**	(3) **Colour**	(4) **Length (mm)**
O Opal	**Z** 2700K	**01** White	**L10** 1004
	C 3000K	**02** Black	**L...** [3]
	N 4000K	**RA** [2]	

[1] Product real lumen based on CCT at 4000K
[2] Custom RAL
[3] Full customization (min. 100mm max. 4000mm)

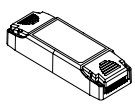

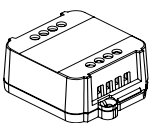

Accessories

07250 Driver 24V 75W

09369 Dimmer 1CH DALI2-PUSH-0/1.10V 24V max11A

ZQ20-05R0 Z-DIM 48 1CH PUSH/WIRELESS 24-48V max.7A



PROFILE 3031 /ARA



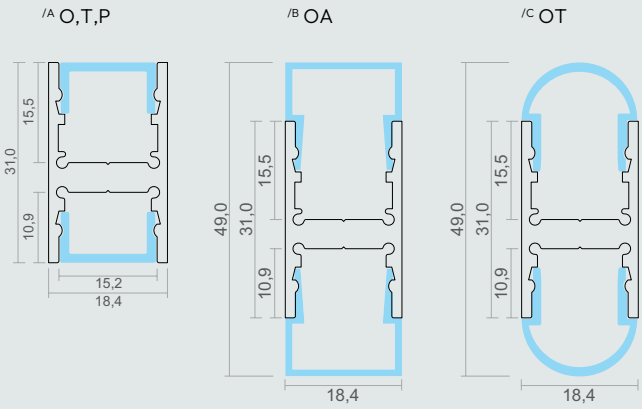

Lunghezza massima 4m
Maximum length 4m
Longueur maximale 4m
Longitud máxima 4m

Kit code composition

Code*	*Complete the code + (1) + (2) + (3) + (4)							
	(1)	**Emission**	(2)	**Diffuser**	(3)	**Finish**	(4)	**Length (mm)**
3031-	**ME**[2]	monoemission	**O**	opal	**00**	aluminium	**L10**	1000
	BE[3]	biemission	**T**	transparent	**01**	white	**L20**	2000
			OT	round opal	**02**	black	**L30**	3000
			OA	high opal			**L40**	4000
			P	prismatic UGR<19				

MONOEMISSIONE ME:
Profilo + diffusore + profilo copertura + staffe e clip
Profile + diffuser + cover profile + brackets and clips
Profilé + diffuseur + profilé de couverture + supports et clips
Perfil + difusor + perfil de cubierta + soportes y clips

BIEMISSIONE BE:
Profilo + 2 diffusori + staffe e clip
Profile + 2 diffuser + brackets and clips
Profilé + 2 diffuseurs + supports et clips
Perfil + 2 difusores + soportes y clips

[2] Nella versione monoemissione sarà sempre applicato il profilo di alluminio 14285 come copertura superiore
[2] In monoemission version the 14285 aluminium profile will always be applied ad upper cover.
[2] Dans la version à émission unique, le profilé en aluminium 14285 sera toujours appliqué comme couvercle supérieur.
[2] En la versión monoemisión, el perfil de aluminio 14285 se aplicará siempre como cubierta superior.

[3] Possibilità biemissione (max 16.5W/m up + 16.5W/m down)
Bi-emission option (max 16.5 W/m up + 16.5 W/m down)
Possibilité de bi-émission (max 16,5 W/m vers le haut + 16,5 W/m vers le bas)
Posibilidad de biemisión (máx. 16,5 W/m up + 16,5 W/m down)

alluminio aluminium
bianco white
nero black

Single components code

	Code	Finish	Length	Decription
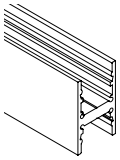	**14280**	**-01** **-02**	**L10** **L20** **L30** **L40**	Profilo Profile Profilé Perfil
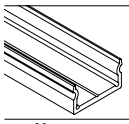	**14285**			Copertura profilo 14,8x7,8mm solo monoemissione Cover profile 14,8x7,8mm for monoemission Couvercle pour profilé 14,8x7,8 mm émission simple uniquement Cubierta para perfil 14,8×7,8 mm solo monoemisión
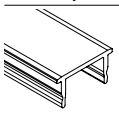 /A	**14281**		**-L10** **-L20** **-L30** **-L40**	Diffusore opale Opal diffuser Diffuseur opale Difusor opal
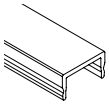 /A	**14284**			Diffusore trasparente Transparent diffuser Diffuseur transparent Difusor transparente
/A	**14655**			Diffusore prismatizzato Prismatic diffuser Diffuseur prismatique Difusor prismático
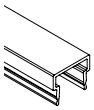 /B	**14929**			Diffusore opale alto High opal diffuser Diffuseur opale rond Difusor opal haut
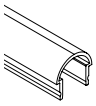 /C	**14016**			Diffusore opale tondo Round opal diffuser Diffuseur opale round Difusor opal redondo
 /A	**14214P** **14214C**	**-01** **-02**		Tappo passacavo/Tappo chiuso Grommet cap/closed cap Embout presse-étoupe/Embout fermé Tapón pasa-cables/Tapón ciego
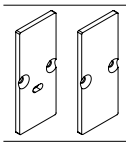 /B	**25009P** **25009C**			Tappo passacavo/Tappo chiuso per doppio diffusore 14929 (solo biemissione) Grommet cap/closed cap for double diffuser 14929 (Bi-emission only) Embout presse-étoupe/Embout fermé pour double diffuseur 14929 (Bi-émission uniquement) Tapón pasa-cables/Tapón ciego para difusor doble 14929 (Solo biemisión)
 /C	**25007P** **25007C**			Tappo passacavo/Tappo chiuso per doppio diffusore 14016 (solo biemissione) Grommet cap/closed cap for double diffuser 14016 (Bi-emission only) Embout presse-étoupe/Embout fermé pour double diffuseur 14016 (Bi-émission uniquement) Tapón pasa-cables/Tapón ciego para difusor doble 14016 (Solo biemisión)
	**25008P** **25008C**	**-01** **-02**		Tappo passacavo/Tappo chiuso per diffusore 14929 (solo monoemissione) Grommet cap/closed cap for diffuser 14929 (single emission only) Embout presse-étoupe/Embout fermé pour diffuseur 14929 (mono-émission uniquement) Tapón pasa-cables/Tapón ciego para difusor 14929 (solo monoemisión)
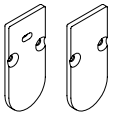	**25006P** **25006C**			Tappo passacavo/Tappo chiuso per diffusore 14016 (solo monoemissione) Grommet cap/closed cap for diffuser 14016 (single emission only) Embout presse-étoupe/Embout fermé pour diffuseur 14016 (mono-émission uniquement) Tapón pasa-cables/Tapón ciego para difusor 14016 (solo monoemisión)

Senza il codice della finitura il prodotto si intende in alluminio.
If the finish code is not specified, the product is supplied in aluminium.
En l'absence du code de finition, le produit est fourni en aluminium.
Si no se especifica el código de acabado, el producto se suministra en aluminio.

Accessories

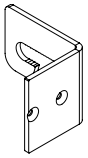

14962-	**00**	Kit 2 staffe simmetriche ossidato argento per fissaggio applique
	01	Kit 2 symetrical ox. silver brackets for fixing applique
	02	Kit de 2 supports symétriques anodisés argent pour fixation d'applique
		Kit de 2 soportes simétricos anodizado plata para fijación de aplique



14210	Clip in ottone per staffe 14962
	Brass clip for brackets 14962
	Clip en laiton pour supports 14962
	Clip de latón para soportes 14962

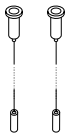

15139	Kit sospensione 2 cavi L=2500 mm
	Suspension kit 2 cables L=2500 mm
	Kit de suspension avec 2 câbles L=2500 mm
	Kit de suspensión con 2 cables L=2500 mm

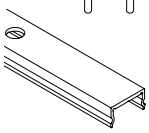

14282	Staffa L=100 mm foro Ø6 mm (solo attacco a plafone)
	Bracket L=100 mm Ø6 mm (ceiling-mounted only)
	Support L=100 mm avec trou Ø6 mm (montage au plafond uniquement)
	Soporte L=100 mm con orificio Ø6 mm (solo montaje en techo)

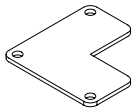

14211	Giunzione angolare in alluminio per composizione di più profili (per installazione sospensione)
	Aluminium corner joint for the composition of several profiles (for suspension fixing)
	Jonction angulaire en aluminium pour assemblage de plusieurs profilés (pour installation suspendue)
	Unión en ángulo de aluminio para ensamblaje de varios perfiles (para instalación suspendida)



ARA / PROFILE 3031

IP 20 | CRI 93 | 24Vdc | RAL (on request) | 5 YEARS WARRANTY

ST



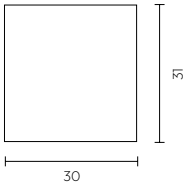

SP



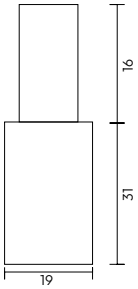

Code*	Lighting data		
	Power (W)	lm[1]	Length (mm)
ABE-	32	1470	1008

***Complete the code** + (1) + (2) + (3) + (4) + (5)

(1) **Diffuser**	(2) **Installation**	(3) **CCT**	(4) **Colour**	(5) **Length (mm)**
O Opal	**ST** Ceiling **SP** Suspension	**Z** 2700K **C** 3000K **N** 4000K	**01** White **02** Black **RA** [2]	**L10** 1008 **L...** [3]

CE

[1] Product real lumen based on CCT at 4000K
[2] Custom RAL
[3] Full customization (min. 100mm max. 4000mm)

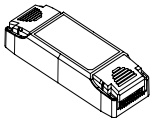

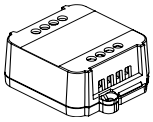

Accessories

07145	Driver 24V 150W On/Off
09369	Dimmer 1CH DALI2-PUSH-0/1.10V 24V max11A
ZQ20-05R0	Z-DIM 48 1CH PUSH/WIRELESS 24-48V max.7A

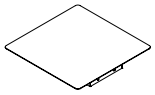

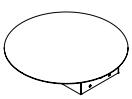

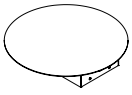

Accessories only for suspension

AC00362_00001	Square canopy white
AC00362	Square canopy black
AC00385	Round canopy white
AC00385_00002	Round canopy black
AC00262	Cable cover canopy white Ø83mm
AC00320	Cable cover canopy black Ø83mm

PROFILE 3546 /DOLPHIN



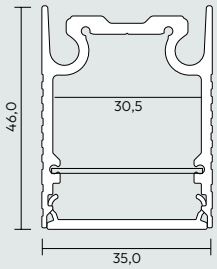

mm

on request

Lunghezza massima 4m
Maximum length 4m
Longueur maximale 4m
Longitud máxima 4m

Kit code composition

Code*	***Complete the code** + (1) + (2) + (3)					
	(1)	**Diffuser**	(2)	**Colour**	(3)	**Length (mm)**
3546-	**O**	Opal	**00**	Aluminium	**L10**	1000
	T	Transparent	**01**	White	**L20**	2000
	P	Prismatic UGR<19	**02**	Black	**L30**	3000
					L40	4000

- Profilo + diffusore + tappi (1 chiuso e 1 aperto) + dissipatore + molletta
  Profile + diffuser + caps (1 closed and 1 open) + heat sink + clip
  Profilé + diffuseur + embouts (1 fermé et 1 ouvert) + dissipateur + ressort de fixation
  Perfil + difusor + tapas (1 cerrada y 1 abierta) + disipador + clip de fijación

- Possibilità alimentatore interno
  Possibility of integrated power supply
  Possibilité d'alimentation intégrée
  Posibilidad de fuente de alimentación integrada

- Possibilità doppia strip LED
  Possibility for double LED strip
  Possibilité de double ruban LED
  Posibilidad de doble tira LED

alluminio aluminium
bianco white
nero black

Single components code

	Code	Finish	Length	Decription
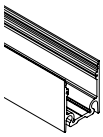	**14301**	**-01** **-02**	**L10** **L20** **L30** **L40**	Profilo Profile Profilé Perfil
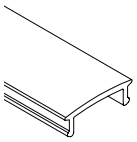	**14370**			Diffusore trasparente Transparent diffuser Diffuseur transparent Difusor transparente
	14371		**-L10** **-L20** **-L30** **-L40**	Diffusore opale Opal diffuser Diffuseur opale Difusor opal
	14495			Diffusore prismatizzato Prismatic diffuser Diffuseur prismatique Difusor prismático
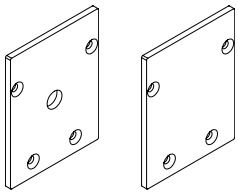	**14442** **14300**	**-01** **-02**		Tappo passacavo/Tappo chiuso Grommet cap/closed cap Embout presse-étoupe/Embout fermé Tapón pasa-cables/Tapón ciego
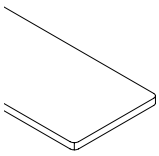	**14461**		**-L10** **-L20** **-L30** **-L40**	Dissipatore interno 31x1mm Internal heat sink 31x1mm Dissipateur interne 31x1mm Disipador interno 31x1mm
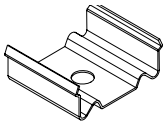	**14043**			Molletta Clip Ressort Clip

Senza il codice della finitura il prodotto si intende in alluminio.
If the finish code is not specified, the product is supplied in aluminium.
En l'absence du code de finition, le produit est fourni en aluminium.
Si no se especifica el código de acabado, el producto se suministra en aluminio.

Accessories

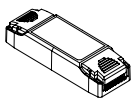

07474 Driver 24V 30W Classe II IP20 Slim

07604 Driver 24V 60W Classe II IP20 Slim

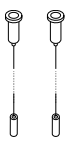

15158 Kit sospensione 2 cavi L=2500mm
Suspension kit 2 cables L=2500mm
Kit de suspension avec 2 câbles L=2500 mm
Kit de suspensión con 2 cables L=2500 mm

DOLPHIN / PROFILE 3546

IP 20 | CRI 93 | 24Vdc | RAL | 5 YEARS WARRANTY

on request

PL



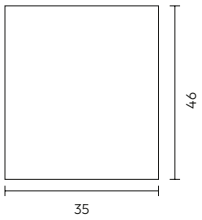

SP



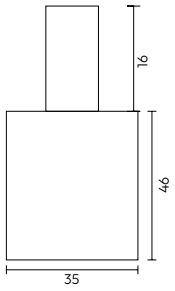

Code*	Lighting data			
	Power (W)	lm[1] opal	lm[1] prismatic	Length (mm)
DO2-	16	1470	1680	1004

***Complete the code** + (1) + (2) + (3) + (4) + (5) + (6)

(1) **Diffuser**	(2) **Installation**	(3) **CCT**	(4) **Colour**	(5) **Dimming**	(6) **Length (mm)**
O Opal	**PL** Ceiling	**Z** 2700K	**01** White	**IO** On/Off	**L10** 1004
P Prismatic	**SP** Suspension	**C** 3000K	**02** Black	**DP** DALI	**L...** [3]
		N 4000K	**RA** [2]		

CE

[1] Product real lumen based on CCT at 4000K
[2] Custom RAL
[3] Full customization (min. 100mm max. 4000mm)

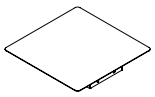

Accessories only for suspension

AC00362_00001 Square canopy white
AC00362 Square canopy black

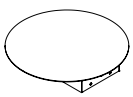

AC00385 Round canopy white
AC00385_00002 Round canopy black

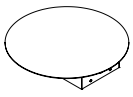

AC00262 Cable cover canopy white Ø83mm
AC00320 Cable cover canopy black Ø83mm



PROFILE 4812 / LION



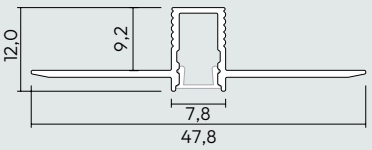

mm

Lunghezza massima 2m
Maximum length 2m
Longueur maximale 2m
Longitud máxima 2m

Kit code composition

Code*	***Complete the code** + (1) + (2) + (3)					
	(1)	**Diffuser**	(2)	**Finish**	(3)	**Length (mm)**
4812-	**O**	opal	**00**	aluminium	**L10**	1000
					L20	2000

Profilo + diffusore + tappi (1 chiuso e 1 aperto)
Profile + diffuser + caps (1 closed and 1 open)
Profilé + diffuseur + embouts (1 fermé et 1 ouvert)
Perfil + difusor + tapas (1 cerrada y 1 abierta)

Compatibile solo con micro strip LED da 4 mm
Compatible only with 4 mm micro LED strip
Compatible uniquement avec ruban LED micro de 4 mm
Compatible solo con tira LED micro de 4 mm

alluminio
aluminium

Single components code

	Code	Length	Decription
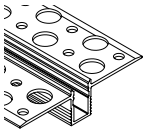	**14723**	**-L10** **-L20**	Profilo Profile Profilé Perfil
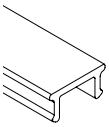	**14727**	**-L10** **-L20**	Diffusore opale Opal diffuser Diffuseur opale Difusor opal
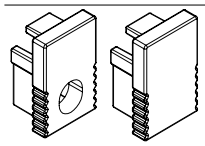	**14743** **14742**		Tappo passacavo/Tappo chiuso Grommet cap/closed cap Embout presse-étoupe/Embout fermé Tapón pasa-cables/Tapón ciego

LION RECESSED / PROFILE 4812

IP 20 | CRI 93 | 24Vdc | RAL | 5 YEARS WARRANTY

on request



Code*	Lighting data		
	Power (W)	**lm**[1]	**Length (mm)**
LO-	11	1005	1004

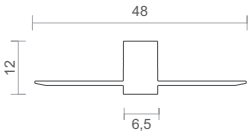

***Complete the code** + (1) + (2) + (3) + (4)

(1) **Diffuser**	(2) **CCT**	(3) **Colour**	(4) **Length (mm)**
O Opal	**Z** 2700K **C** 3000K **N** 4000K	**00** Aluminium	**L10** 1004 **L...** [2]

[1] Product real lumen based on CCT at 4000K
[2] Full customization (min. 100mm max. 2000mm)

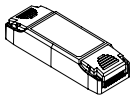

Accessories

07250 Driver 24V 75W

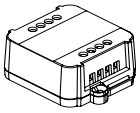

09369 Dimmer 1CH DALI2-PUSH-0/1.10V 24V max11A

ZQ20-05R0 Z-DIM 48 1CH PUSH/WIRELESS 24-48V max.7A

PROFILE D20 / DORADO



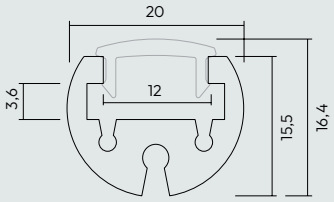

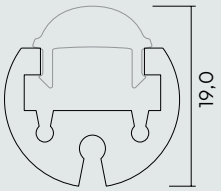

mm

Lunghezza massima 4m
Maximum length 4m
Longueur maximale 4m
Longitud máxima 4m

Kit code composition

Code*	***Complete the code** + (1) + (2) + (3)					
	(1)	**Diffuser**	(2)	**Finish**	(3)	**Length (mm)**
0D20-	**O**	opal	**00**	aluminium	**L10**	1000
	T	transparent	**01**	white	**L20**	2000
	S	satin	**02**	black	**L30**	3000
	L	lenticular			**L40**	4000

Profilo + diffusore + tappi (1 chiuso e 1 aperto) + staffa destra e sinistra
Profile + diffuser + caps (1 closed and 1 open) + right and left bracket
Profilé + diffuseur + embouts (1 fermé et 1 ouvert) + étrier droit et gauche
Perfil + difusor + tapas (1 cerrada y 1 abierta) + soporte derecho e izquierdo

Per misure superiori ai 2m è prevista una staffa di supporto centrale (cod. 13082)
For lengths over 2 m, a central support bracket (code 13082) is required.
Pour des longueurs supérieures à 2 m, un étrier de support central (code 13082) est prévu.
Para longitudes superiores a 2 m, se prevé un soporte de apoyo central (código 13082).

alluminio aluminium
bianco white
nero black

Single components code

	Code	Finish	Length	Decription
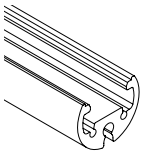	**14029**	**-01** **-02**	**L10** **L20** **L30** **L40**	Profilo Profile Profilé Perfil
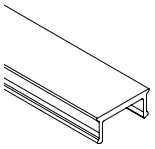	**14000**		**-L10** **-L20** **-L30** **-L40**	Diffusore trasparente Transparent diffuser Diffuseur transparent Difusor transparente
	14001			Diffusore opale Opal diffuser Diffuseur opale Difusor opal
	14445			Diffusore satinato Satin diffuser Diffuseur satiné Difusor satinado
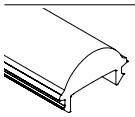	**14002**			Diffusore lenticolare Lenticular diffuser Diffuseur lenticulaire Difusor lenticular
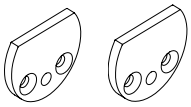	**14025** **14026**	**-01** **-02**		Tappo passacavo/Tappo chiuso Grommet cap/closed cap Embout presse-étoupe/Embout fermé Tapón pasa-cables/Tapón ciego
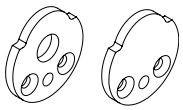	**14027** **14028**			Tappo passacavo/Tappo chiuso lenticolari per coperture 14002 Lenticular grommet/closed cap for cover 14002 Embout presse-étoupe/Embout fermé pour lenticulaires pour couvercle 14002 Tapón pasa-cables/tapado lenticulares para cubierta 14002
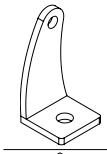	**14035**	**-00** **-01** **-02**		Staffa destra e sinistra Right and left bracket Right and left bracket Soporte derecho e izquierdo
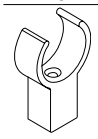	**13082**			Staffa di supporto centrale Central support bracket Étrier de support central Soporte de apoyo central

Senza il codice della finitura il prodotto si intende in alluminio.
If the finish code is not specified, the product is supplied in aluminium.
En l'absence du code de finition, le produit est fourni en aluminium.
Si no se especifica el código de acabado, el producto se suministra en aluminio.

Accessories

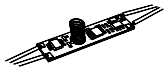

14071 Touch On/Off/DIM 12/24V
(Excluded with lenticular diffuser)

DORADO CEILING SUSPENSION / PROFILE D20

IP 20 | CRI 93 | 24Vdc | RAL on request | 5 YEARS WARRANTY

PL SP



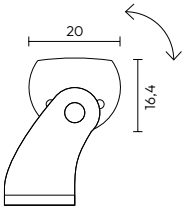



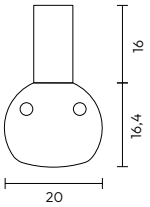

Code*	Lighting data		
	Power (W)	lm[1]	Length (mm)
DR2-	16	1470	1004

***Complete the code** + (1) + (2) + (3) + (4) + (5)

(1) **Diffuser**	(2) **Installation**	(3) **CCT**	(4) **Colour**	(5) **Length (mm)**
O Opal	**PL** Ceiling **SP** Suspension	**Z** 2700K **C** 3000K **N** 4000K	**01** White **02** Black **RA** [2]	**L10** 1004 **L...** [3]

CE

[1] Product real lumen based on CCT at 4000K
[2] Custom RAL
[3] Full customization (min. 100mm max. 4000mm)

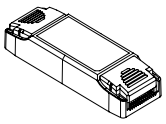

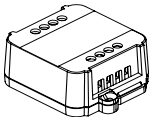

Accessories

07250	Driver 24V 75W classe II IP20
09369	Dimmer 1CH DALI2-PUSH-0/1.10V 24V max11A
ZQ20-05R0	Z-DIM 48 1CH PUSH/WIRELESS 24-48V max.7A

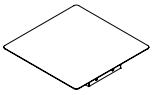

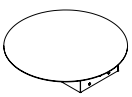

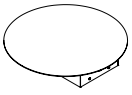

Accessories only for suspension

AC00362_00001	Square canopy white
AC00362	Square canopy black
AC00385	Round canopy white
AC00385_00002	Round canopy black
AC00262	Cable cover canopy white Ø83mm
AC00320	Cable cover canopy black Ø83mm



PROFILE

PLAFONE/APPLIQUE



38 p.198



42 p.199



43 p.200



0808 p.201



1508/1510 p.202



1912 p.172



2421 p.203



3031 p.182



3546 p.186



4731 p.204



5015 p.206



5634 p.208



D20 p.192

ANGOLARI



40 p.210



44 p.211



46 p.212



1010 p.166



1616S p.168



1616R p.168



2020 p.213



3030 p.214



7676 p.215

INCASSO BATTUTA



39 p.216



45 p.217



2612 p.178



4240 p.218

INCASSO RASO



2351 p.176



2646 p.219



4216 p.220



4219 p.221



4812 p.190



6214 p.222



6414 p.223



7454 p.224



5613 p.225



6713 p.226

CALPESTABILE



2711 p.227

CARTONGESSO



1707 p.228

XPS 10060 / EPS 15030 / PU 75036 / PU 11515



10060 p.230



15030 p.230



75036 p.231



11515 p.231

38

IP 20



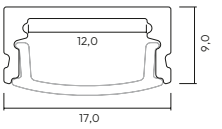

mm

Code

	Diffuser	Length (mm)	Colour
K7382-S04-4262	Opal	L=2000	Aluminium
K7382-S04-3162	Opal	L=2000	White
K7382-S04-1262	Opal	L=2000	Black
K7384-S04-4262	Opal	L=3000	Aluminium
K7384-S04-3162	Opal	L=3000	White

CE

- *Profilo + diffusore + 4 tappi + 4 mollette*
  Profile + diffuser + 4 end caps + 4 spring clips
  Profilé + diffuseur + 4 embouts + 4 ressorts
  Perfil + difusor + 4 tapones + 4 clips

- Lunghezza massima 3m
  Maximum length 3m
  Longueur maximale 3m
  Longitud máxima 3m

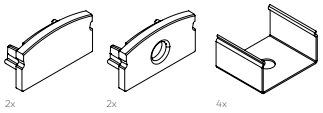

Accessories

84-90380-51 Kit di ricambio con 4 molle di fissaggio e 4 tappi di chiusura grigi (2+2)
Spare kit with 4 fixing springs and 4 grey end caps (2+2)
Kit de rechange avec 4 ressorts de fixation et 4 embouts gris (2+2)
Kit de recambio con 4 clips de fijación y 4 tapones grises (2+2)

84-90380-31 Kit di ricambio con 4 molle di fissaggio e 4 tappi di chiusura bianchi (2+2)
Spare kit with 4 fixing springs and 4 white end caps (2+2)
Kit de rechange avec 4 ressorts de fixation et 4 embouts blancs (2+2)
Kit de recambio con 4 clips de fijación y 4 tapones blancos (2+2)

42

IP 20

5 YEARS WARRANTY



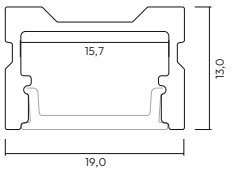

Code

	Diffuser	Length (mm)	Colour
K7422-04-4262	Opal	L=2000	Aluminium
K7422-04-3162	Opal	L=2000	White
K7422-04-1262	Opal	L=2000	Black

mm

CE

- *Profilo + diffusore + 4 tappi + 4 mollette*
  Profile + diffuser + 4 end caps + 4 spring clips
  Profilé + diffuseur + 4 embouts + 4 ressorts
  Perfil + difusor + 4 tapones + 4 clips

- Lunghezza massima 2m
  Maximum length 2m
  Longueur maximale 2m
  Longitud máxima 2m

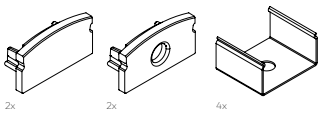

Accessories

84-90420-51 Kit di ricambio con 4 molle di fissaggio e 4 tappi di chiusura grigi (2+2)
Spare kit with 4 fixing springs and 4 grey end caps (2+2)
Kit de rechange avec 4 ressorts de fixation et 4 embouts gris (2+2)
Kit de recambio con 4 clips de fijación y 4 tapones grises (2+2)

84-90420-31 Kit di ricambio con 4 molle di fissaggio e 4 tappi di chiusura bianchi (2+2)
Spare kit with 4 fixing springs and 4 white end caps (2+2)
Kit de rechange avec 4 ressorts de fixation et 4 embouts blancs (2+2)
Kit de recambio con 4 clips de fijación y 4 tapones blancos (2+2)

43





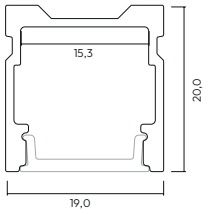

mm

Code

	Diffuser	Length (mm)	Colour
K7432-04-4262	Opal	L=2000	Aluminium
K7432-04-3162	Opal	L=2000	White
K7432-04-1262	Opal	L=2000	Black

CE

- *Profilo + diffusore + 4 tappi + 4 mollette*
  Profile + diffuser + 4 end caps + 4 spring clips
  Profilé + diffuseur + 4 embouts + 4 ressorts
  Perfil + difusor + 4 tapones + 4 clips

- *Adatto per Strip 220 Vac*
  Suitable for 220 Vac LED strips
  Adapté aux rubans LED 220 Vac
  Apto para tiras LED de 220 Vac

- Lunghezza massima 2m
  Maximum length 2m
  Longueur maximale 2m
  Longitud máxima 2m

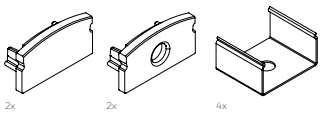

Accessories

84-90430-51 Kit di ricambio con 4 molle di fissaggio e 4 tappi di chiusura grigi (2+2)
Spare kit with 4 fixing springs and 4 grey end caps (2+2)
Kit de rechange avec 4 ressorts de fixation et 4 embouts gris (2+2)
Kit de recambio con 4 clips de fijación y 4 tapones grises (2+2)

84-90430-31 Kit di ricambio con 4 molle di fissaggio e 4 tappi di chiusura bianchi (2+2)
Spare kit with 4 fixing springs and 4 white end caps (2+2)
Kit de rechange avec 4 ressorts de fixation et 4 embouts blancs (2+2)
Kit de recambio con 4 clips de fijación y 4 tapones blancos (2+2)

0808

IP 20

5 YEARS WARRANTY



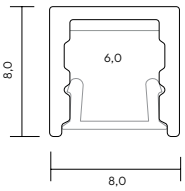

mm

CE

Code*	*Complete the code + (1) + (2) + (3)		
0808-	(1) **Diffuser**	(2) **Colour**	(3) **Length (mm)**
	O Opal	**00** Aluminium **01** White **02** Black	**L10** 1000 **L20** 2000

- Compatibile solo con Micro strip LED da 4mm
  Compatible only with 4mm Micro LED strip
  Compatible uniquement avec ruban LED Micro de 4mm
  Compatible solo con tira LED Micro de 4mm
- Profilo + diffusore + tappi (1 chiuso e 1 aperto) + molletta
  Profile + diffuser + caps (1 closed and 1 open) + clip
  Profilé + diffuseur + embouts (1 fermé et 1 ouvert) + ressort de fixation
  Perfil + difusor + tapas (1 cerrada y 1 abierta) + clip de fijación
- Lunghezza massima 2m
  Maximum length 2m
  Longueur maximale 2m
  Longitud máxima 2m

Single components code

	Code	Finish	Length	Decription
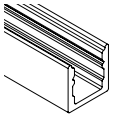	**14719**	**-01** **-02**	**L10** **L20**	Profilo Profile Profilé Perfil
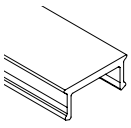	**14727**		**-L10** **-L20**	Diffusore opale Opal diffuser Diffuseur opale Difusor opal
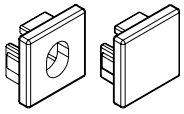	**14729** **14730**	**-01** **-02**		Tappo passacavo/Tappo chiuso Grommet cap/closed cap Embout presse-étoupe/Embout fermé Tapón pasa-cables/Tapón ciego
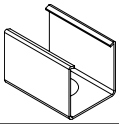	**14777**			Molletta Clip Ressort Clip

If the finish code is not specified, the product is supplied in aluminium.

1508/1510



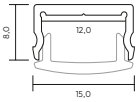

1508 with adesive

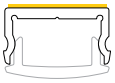

1510 with clip

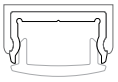

mm

Code* ***Complete the code** + (1) + (2) + (3)

1508- / 1510-	(1) Diffuser	(2) Colour	(3) Length (mm)
	O Opal	**00** Aluminium	**L10** 1000
	S Satin		**L20** 2000
	T Transparent		**L30** 3000
			L40 4000

- Kit 1510 disponibile solo L20/L40 e solo con diffusore opale e trasparente
  Kit 1510 available only in L2000 and L4000, and only with opal and transparent diffuser
  Kit 1510 disponible uniquement en L2000 et L4000, et uniquement avec diffuseur opalin et transparent
  Kit 1510 disponible solo en L2000 y L4000, y solo con difusor opal y transparente
- Profilo + diffusore + tappi (1 chiuso e 1 aperto) + molletta
  Profile + diffuser + caps (1 closed and 1 open) + clip
  Profilé + diffuseur + embouts (1 fermé et 1 ouvert) + ressort de fixation
  Perfil + difusor + tapas (1 cerrada y 1 abierta) + clip de fijación
- Lunghezza massima 4m
  Maximum length 4m
  Longueur maximale 4m
  Longitud máxima 4m

Single components code

	Code	Length	Decription
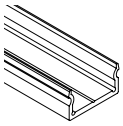	**14285**	**-L10** **-L20** **-L30** **-L40**	Profilo Profile Profilé Perfil
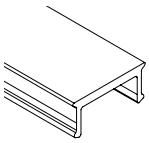	**14000**	**-L10** **-L20** **-L30** **-L40**	Diffusore trasparente Transparent diffuser Diffuseur transparent Difusor transparente
	14001		Diffusore opale Opal diffuser Diffuseur opale Difusor opal
	14445		Diffusore satinato Satin diffuser Diffuseur satiné Difusor satinado
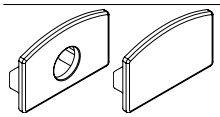	**14249** **14240**		Tappo passacavo a pressione/Tappo chiuso a pressione Push-fit cable entry end cap/Push-fit closed end cap Embout à pression avec passage de câble/Embout à pression fermé Tapón terminal a presión con pasacables/Tapón terminal ciego a presión
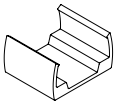	**14686**		Molletta (compatibile solo per la 1510) Clip (compatible only with profile 1510) Ressort (compatible uniquement avec le profilé 1510) Clip (compatible solo con el perfil 1510)

Accessories

10075 Adhesive magnet 50m **14071** Touch On/Off/DIM 12/24V

2421

IP 20

5 YEARS WARRANTY



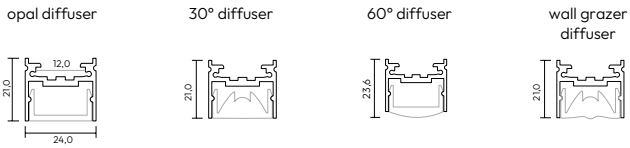

Code* ***Complete the code** + (1) + (2) + (3)

2421-	(1) **Diffuser**	(2) **Colour**	(3) **Length (mm)**
	O Opal	**00** Aluminium	**L10** 1000
	3 30°	**01** White	**L20** 2000
	6 60°	**02** Black	
	WG wall grazer		

CE

- Profilo + diffusore + tappi (1 chiuso e 1 aperto) + molletta
  Profile + diffuser + caps (1 closed and 1 open) + clip
  Profilé + diffuseur + embouts (1 fermé et 1 ouvert) + ressort de fixation
  Perfil + difusor + tapas (1 cerrada y 1 abierta) + clip de fijación

- Possibilità inserimento strip LED IP65 solo con diffusori opale e 60°
  Possibility to insert IP65 LED strip only with opal and 60° diffusers
  Possibilité d'intégrer un ruban LED IP65 uniquement avec diffuseurs opalin et 60°
  Posibilidad de insertar tira LED IP65 solo con difusores opal y 60°

- Lunghezza massima 2m
  Maximum length 2m
  Longueur maximale 2m
  Longitud máxima 2m

Single components code

	Code	Finish	Length	Decription
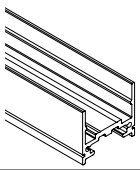	**14795**	**-01** **-02**	**L10** **L20**	Profilo Profile Profilé Perfil
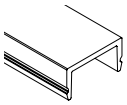	**14796**			Diffusore opale Opal diffuser Diffuseur opale Difusor opal
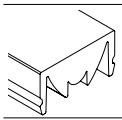	**14797**		**-L10** **-L20**	Diffusore 30° 30° diffuser Diffuseur 30° Difusor 30°
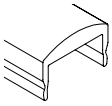	**14798**			Diffusore 60° 60° diffuser Diffuseur 60° Difusor 60°
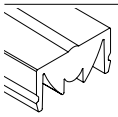	**14799**			Diffusore wall grazer Wall grazer diffuser Diffuseur wall grazer Difusor wall grazer
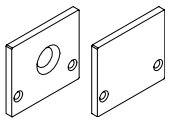	**14801** **14802**	**-01** **-02**		Tappo passacavo/Tappo chiuso Grommet cap/closed cap Embout presse-étoupe/Embout fermé Tapón pasa-cables/Tapón ciego
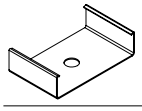	**14800**			Molletta Clip Ressort Clip

If the finish code is not specified, the product is supplied in aluminium.

4731

IP 20

5 YEARS WARRANTY

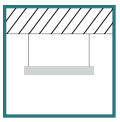

on request



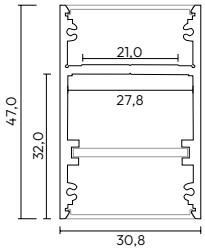

OA

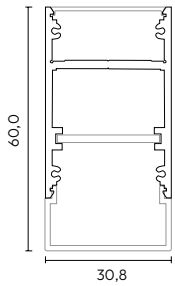

mm

Code* ***Complete the code** + (1) + (2) + (3) + (4)

4731-	(1) Emission	(2) Diffuser	(3) Finish	(4) Length (mm)
	ME[1] monoemission	**O** opal	**00** aluminium	**L10** 1000
	BE biemission	**OA** high opal	**01** white	**L20** 2000
		P prismatic UGR<19	**02** black	**L30** 3000
				L40 4000

CE

MONOEMISSIONE ME:
Profilo + diffusore + profilo copertura + staffe e clip
Profile + diffuser + cover profile + brackets and clips
Profilé + diffuseur + profilé de couverture + supports et clips
Perfil + difusor + perfil de cubierta + soportes y clips

BIEMISSIONE BE:
Profilo + 2 diffusori + dissipatore interno + staffe e clip
Profile + 2 diffuser + internal heat sink + brackets and clips
Profilé + 2 diffuseurs + dissipateur interne + supports et clips
Perfil + 2 difusores + disipador interno + soportes y clips

[1] Nella versione monoemissione sarà sempre applicato il profilo di alluminio 13006 come copertura superiore
[1] In monoemission version the 13006 aluminium profile will always be applied ad the upper cover.
[1] Dans la version à émission unique, le profilé en aluminium 13006sera toujours appliqué comme couvercle supérieur.
[1] En la versión de emisión única, el perfil de aluminio 13006 se aplicará siempre como cubierta superior.

Possibilità alimentatore interno (solo monoemissione)
Possibility of integrated power supply (monoemission only)
Possibilité d'alimentation intégrée (émission unique)
Posibilidad de fuente de alimentación integrada (emisión única)

Possibilità doppia stripled
Possibility for double LED strip
Possibilité de double ruban LED
Posibilidad de doble tira LED

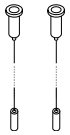

Accessories

15158 Kit sospensione 2 cavi L=2500mm
Suspension kit 2 cables L=2500mm
Kit de suspension avec 2 câbles L=2500 mm
Kit de suspensión con 2 cables L=2500 mm

13002 Clip in ottone per fissaggio a plafone
Brass fixing clip for ceiling installation
Clip en laiton pour fixation au plafond
Clip de latón para fijación a techo

Single components code

	Code	Finish	Length	Decription
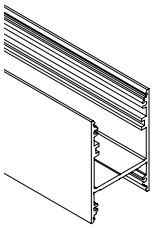	**14794**	**-01** **-02**	**L10** **L20** **L30** **L40**	Profilo Profile Profilé Perfil
	13006	**-01** **-02**	**L10** **L20** **L30** **L40**	Profilo copertura 28xh3,1mm, solo monoemissione Cover profile 28 × h3.1 mm, single emission only Profilé de couverture 28 × h3,1 mm, mono-émission uniquement Perfil de cubierta 28 × h3,1 mm, solo monoemisión
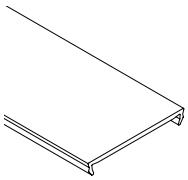	**14018**			Diffusore opale Opal diffuser Diffuseur opale Difusor opal
	25010		**-L10** **-L20** **-L30** **-L40**	Diffusore opale alto High opal diffuser Diffuseur opale alto Difusor opal haut
	25011			Diffusore prismatizzato Prismatic diffuser Diffuseur prismatique Difusor prismático
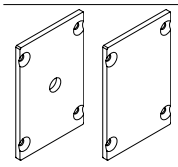	**14834** **14959**	**-01** **-02**		Tappo passacavo/Tappo chiuso Grommet cap/closed cap Embout presse-étoupe/Embout fermé Tapón pasa-cables/Tapón ciego
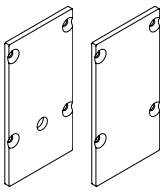	**25012P** **25012C**			Tappo passacavo/Tappo chiuso per diffusori 14018+25010 / 25011+25010 Grommet cap/closed cap for diffusers 14018 + 25010 / 25011 + 25010 Embout presse-étoupe/Embout fermé pour diffuseurs 14018 + 25010 / 25011 + 25010 Tapón pasa-cables/Tapón ciego para difusores 14018 + 25010 / 25011 + 25010
	25013P **25013C**			Tappo passacavo/Tappo chiuso per doppio diffusore 25010 Grommet cap/closed cap for double diffuser 25010 Embout presse-étoupe/Embout fermé pour double diffuseur 25010 Tapón pasa-cables/Tapón ciego para difusor doble 25010
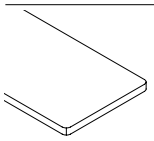	**14456**		**-L10** **-L20** **-L30** **-L40**	Dissipatore interno 25x2mm Internal heat sink 25x2mm Dissipateur interne 25x2mm Disipador interno 25x2mm
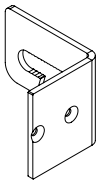	**13001**	**-00** **-01** **-02**		Kit 2 staffe simmetriche ossidato argento per fissaggio applique Kit 2 symetrical ox. silver brackets for fixing applique Kit de 2 supports symétriques anodisés argent pour fixation d'applique Kit de 2 soportes simétricos anodizado plata para fijación de aplique
	**14210**			Clip in ottone per staffe 13001 Brass clip for brackets 13001 Clip en laiton pour supports 13001 Clip de latón para soportes 13001

If the finish code is not specified, the product is supplied in aluminium.

5015

IP 20



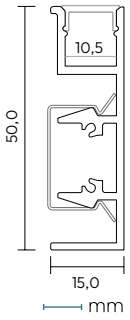

Code*	*Complete the code + (1) + (2) + (3)		
5015-	(1) **Diffuser**	(2) **Colour**	(3) **Length (mm)**
	O Opal	**00** Aluminium **01** White **02** Black	**L10** 1000 **L20** 2000

CE

- Profilo + diffusore + tappi (1 chiuso e 1 aperto) + molletta
  Profile + diffuser + caps (1 closed and 1 open) + clip
  Profilé + diffuseur + embouts (1 fermé et 1 ouvert) + ressort de fixation
  Perfil + difusor + tapas (1 cerrada y 1 abierta) + clip de fijación
- Adatto come battitacco luminoso
  Suitable for illuminated door sills
  Adapté aux seuils de porte lumineux
  Adecuado para umbrales de puerta iluminados
- Lunghezza massima 2m
  Maximum length 2m
  Longueur maximale 2m
  Longitud máxima 2m

Single components code

	Code	Finish	Length	Decription
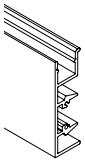	**14901**	**-01** **-02**	**L10** **L20**	Profilo Profile Profilé Perfil
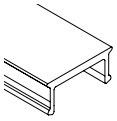	**14633**		**-L10** **-L20**	Diffusore opale Opal diffuser Diffuseur opale Difusor opal
	**14903**	**-01** **-02**		Tappo chiuso Closed end cap Embout fermé Tapón ciego
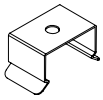	**14904**			Molletta Clip Ressort Clip

If the finish code is not specified, the product is supplied in aluminium.



5634

IP 20

5 YEARS WARRANTY

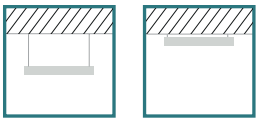

on request



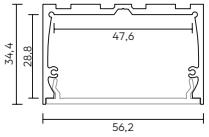

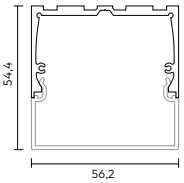

Code* ***Complete the code** + (1) + (2) + (3)

mm

5634-	(1) **Diffuser**	(2) **Colour**	(3) **Length (mm)**
	O Opal	**00** Aluminium	**L10** 1000
	OA High opal	**01** White	**L20** 2000
	T Transparent	**02** Black	**L30** 3000
	P* Prismatic UGR<19		**L40** 4000

CE

* Available only L10/L20

- Profilo + diffusore + tappi (1 chiuso e 1 aperto)
  Profile + diffuser + caps (1 closed and 1 open)
  Profilé + diffuseur + embouts (1 fermé et 1 ouvert)
  Perfil + difusor + tapas (1 cerrada y 1 abierta)

- Possibilità doppia o tripla strip LED
  Possibility for double or triple LED strip
  Possibilité de double ou triple ruban LED
  Posibilidad de doble o triple tira LED

- Lunghezza massima 4m
  Maximum length 4m
  Longueur maximale 4m
  Longitud máxima 4m

Single components code

	Code	Finish	Length	Decription
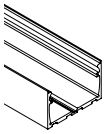	**14369**	**-01** **-02**	**L10** **L20** **L30** **L40**	Profilo Profile Profilé Perfil
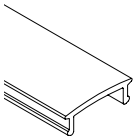	**14019**			Diffusore trasparente Transparent diffuser Diffuseur transparent Difusor transparente
	14037		**-L10** **-L20** **-L30** **-L40**	Diffusore opale Opal diffuser Diffuseur opale Difusor opal
	14575			Diffusore prismatizzato* Prismatic diffuser* Diffuseur prismatique* Difusor prismático*
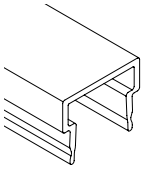	**13010**			Diffusore opale alto High opal diffuser Diffuseur opale alto Difusor opal haut
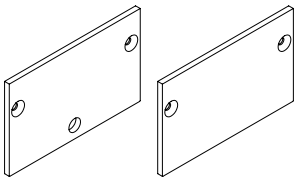	**14377** **14379**	**-01** **-02**		Tappo passacavo/Tappo chiuso Grommet cap/closed cap Embout presse-étoupe/Embout fermé Tapón pasa-cables/Tapón ciego
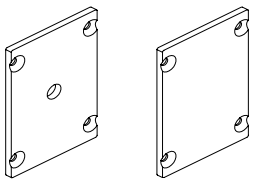	**25015P** **25015C**			Tappo passacavo/Tappo chiuso per diffusore 13010 Grommet cap/closed cap for diffuser 13010 Embout presse-étoupe/Embout fermé pour diffuseur 13010 Tapón pasa-cables/Tapón ciego para difusor 13010

* Available only L10/L20
If the finish code is not specified, the product is supplied in aluminium.

Accessories

14037-20M Glossy opal diffuser L=20m

40





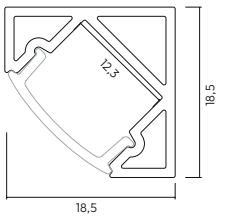

mm

Code

	Diffuser	Length (mm)	Colour
K7402-C04-4262	Opal	L=2000	Aluminium
K7402-C04-3162	Opal	L=2000	White
K7402-C04-1262	Opal	L=2000	Black
K7404-C04-4262	Opal	L=3000	Aluminium
K7404-C04-3162	Opal	L=3000	White

CE

- *Profilo + diffusore + 4 tappi + 4 mollette*
  Profile + diffuser + 4 end caps + 4 spring clips
  Profilé + diffuseur + 4 embouts + 4 ressorts
  Perfil + difusor + 4 tapones + 4 clips

- Lunghezza massima 2m
  Maximum length 2m
  Longueur maximale 2m
  Longitud máxima 2m

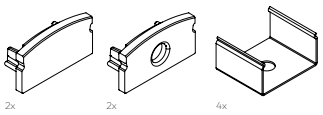

Accessories

84-90400-51 Kit di ricambio con 4 molle di fissaggio e 4 tappi di chiusura grigi (2+2)
Spare kit with 4 fixing springs and 4 grey end caps (2+2)
Kit de rechange avec 4 ressorts de fixation et 4 embouts gris (2+2)
Kit de recambio con 4 clips de fijación y 4 tapones grises (2+2)

84-90400-31 Kit di ricambio con 4 molle di fissaggio e 4 tappi di chiusura bianchi (2+2)
Spare kit with 4 fixing springs and 4 white end caps (2+2)
Kit de rechange avec 4 ressorts de fixation et 4 embouts blancs (2+2)
Kit de recambio con 4 clips de fijación y 4 tapones blancos (2+2)

44



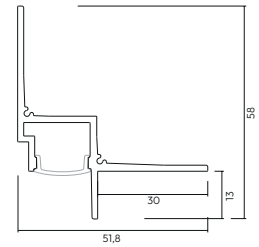

mm

Code

	Diffuser	Length (mm)	Colour
K7443-R04-3147	Semitransparent	L=3000	White
K7443-R04-3162	Opal	L=3000	White

- *Profilo + diffusore + 4 tappi*
  Profile + diffuser + 4 end caps
  Profilé + diffuseur + 4 embouts
  Perfil + difusor + 4 tapones

- Lunghezza massima 3m
  Maximum length 3m
  Longueur maximale 3m
  Longitud máxima 3m

46



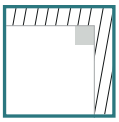



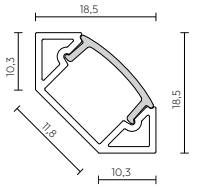

mm

Code

	Diffuser	Length (mm)	Colour
K7462-C04-4262	Opal	L=2000	Aluminium
K7462-C04-3162	Opal	L=2000	White
K7462-C04-1262	Opal	L=2000	Black

CE

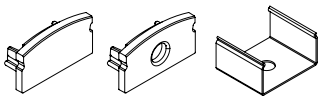

Accessories

84-90460-51
Kit composto da 2 tappi chiusi, 2 tappi forati e 4 staffe di fissaggio in acciaio inox
Kit consisting of 2 closed end caps, 2 drilled end caps, and 4 stainless steel mounting brackets
Kit composé de 2 embouts fermés, 2 embouts percés et 4 supports de fixation en acier inoxydable
Kit compuesto por 2 tapones cerrados, 2 tapones perforados y 4 soportes de fijación de acero inoxidable

84-90460-31
Kit ricambio profilo bianco
White profile spare parts kit
Kit de pièces de rechange pour profilé blanc
Kit de repuestos para perfil blanco

84-90460-30
Kit ricambio profilo nero
Black profile spare parts kit
Kit de pièces de rechange pour profilé noir
Kit de repuestos para perfil negro

2020

IP 20

5 YEARS WARRANTY



Lenticular diffuser

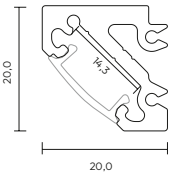



mm

Code*	*Complete the code + (1) + (2) + (3)		
2020-	(1) **Diffuser**	(2) **Colour**	(3) **Length (mm)**
	O Opal	**00** Aluminium	**L10** 1000
	T Transparent	**01** White	**L20** 2000
	S Satin	**02** Black	**L30** 3000
	L Lenticular		**L40** 4000

CE

- Profilo + diffusore + tappi (1 chiuso e 1 aperto) + molletta
  Profile + diffuser + caps (1 closed and 1 open) + clip
  Profilé + diffuseur + embouts (1 fermé et 1 ouvert) + ressort de fixation
  Perfil + difusor + tapas (1 cerrada y 1 abierta) + clip de fijación

- Lunghezza massima 4m
  Maximum length 4m
  Longueur maximale 4m
  Longitud máxima 4m

Single components code

	Code	Finish	Length	Decription
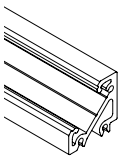	**14226**	**-01** **-02**	**L10** **L20** **L30** **L40**	Profilo Profile Profilé Perfil
	14000			Diffusore trasparente Transparent diffuser Diffuseur transparent Difusor transparente
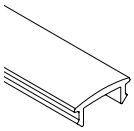	**14001**		**-L10** **-L20** **-L30** **-L40**	Diffusore opale Opal diffuser Diffuseur opale Difusor opal
	14445			Diffusore satinato Satin diffuser Diffuseur satiné Difusor satinado
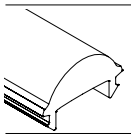	**14002**			Diffusore lenticolare Lenticular diffuser Diffuseur lenticulaire Difusor lenticular
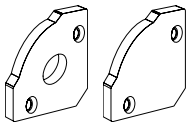	**14225** **14224**	**-01** **-02**		Tappo passacavo/Tappo chiuso Grommet cap/closed cap Embout presse-étoupe/Embout fermé Tapón pasa-cables/Tapón ciego
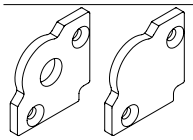	**14228** **14227**			Tappo passacavo/chiuso per diffusore 14002 Grommet cap/closed cap for diffuser 14002 Embout presse-étoupe/Embout fermé pour diffuseur 14002 Tapón pasa-cables/Tapón ciego para difusor 14002
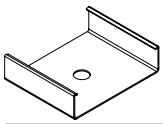	**14185**			Molletta Clip Ressort Clip

If the finish code is not specified, the product is supplied in aluminium.

Accessories (excluded with lenticular diffuser)

14071	Touch SMD 12-24V	**03102**	PIR SMD for PROLINE 12/24V 18/36W

3030

IP 20



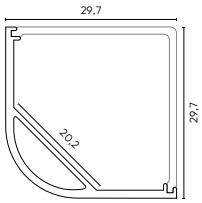

mm

Code*	*Complete the code + (1) + (2) + (3)		
3030-	(1) **Diffuser**	(2) **Colour**	(3) **Length (mm)**
	O Opal	**00** Aluminium **01** White **02** Black	**L20** 2000

CE

- Profilo + diffusore + tappi (1 chiuso e 1 aperto) + molletta
  Profile + diffuser + caps (1 closed and 1 open) + clip
  Profilé + diffuseur + embouts (1 fermé et 1 ouvert) + ressort de fixation
  Perfil + difusor + tapas (1 cerrada y 1 abierta) + clip de fijación

- Lunghezza massima 4m
  Maximum length 4m
  Longueur maximale 4m
  Longitud máxima 4m

7676



Code*	*Complete the code + (1) + (2) + (3)		
7676-	(1) **Diffuser**	(2) **Colour**	(3) **Length (mm)**
	O Opal	**01** White **02** Black	**L10** 1000 **L20** 2000

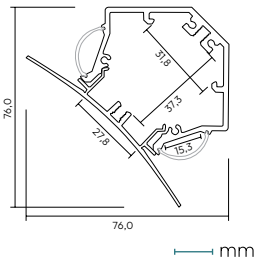

- Profilo + diffusore + tappi chiusi
  Profile + diffuser + closed end caps
  Profilé + diffuseur + embouts fermés
  Perfil + difusor + tapones ciegos

- Lunghezza massima 2m
  Maximum length 2m
  Longueur maximale 2m
  Longitud máxima 2m

Single components code

	Code	Finish	Length	Decription
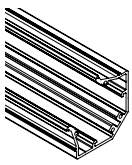	**13007**	**-01** **-02**	**L10** **L20**	Profilo Profile Profilé Perfil
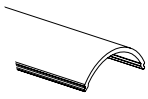	**13008**		**-L10** **-L20**	Diffusore opale Opal diffuser Diffuseur opale Difusor opal
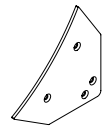	**13009**	**-01** **-02**		Tappo chiuso Closed end cap Embout fermé Tapón ciego

39





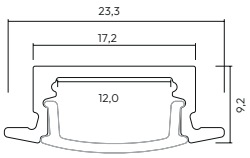

Code

mm

	Diffuser	Length (mm)	Colour
K7392-R04-4262	Opal	L=2000	Aluminium
K7392-R04-3162	Opal	L=2000	White
K7392-R04-1262	Opal	L=2000	Black
K7394-R04-4262	Opal	L=3000	Aluminium
K7392-R04-3162	Opal	L=3000	White

CE

- *Profilo + diffusore + 4 tappi + 4 mollette*
  Profile + diffuser + 4 end caps + 4 spring clips
  Profilé + diffuseur + 4 embouts + 4 ressorts
  Perfil + difusor + 4 tapones + 4 clips

- Lunghezza massima 2m
  Maximum length 2m
  Longueur maximale 2m
  Longitud máxima 2m

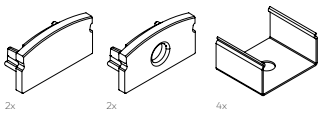

Accessories

84-90390-51 Kit di ricambio con 4 molle di fissaggio e 4 tappi di chiusura grigi (2+2)
Spare kit with 4 fixing springs and 4 grey end caps (2+2)
Kit de rechange avec 4 ressorts de fixation et 4 embouts gris (2+2)
Kit de recambio con 4 clips de fijación y 4 tapones grises (2+2)

84-90390-31 Kit di ricambio con 4 molle di fissaggio e 4 tappi di chiusura bianchi (2+2)
Spare kit with 4 fixing springs and 4 white end caps (2+2)
Kit de rechange avec 4 ressorts de fixation et 4 embouts blancs (2+2)
Kit de recambio con 4 clips de fijación y 4 tapones blancos (2+2)

45

IP 20



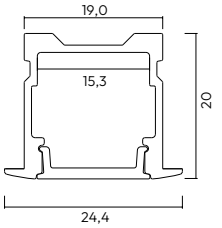

mm

Code

	Diffuser	Length (mm)	Colour
K7452-04-4262	Opal	L=2000	Aluminium
K7452-04-3162	Opal	L=2000	White
K7452-04-1262	Opal	L=2000	Black

CE

- *Profilo + diffusore + 4 tappi + 4 mollette*
  Profile + diffuser + 4 end caps + 4 spring clips
  Profilé + diffuseur + 4 embouts + 4 ressorts
  Perfil + difusor + 4 tapones + 4 clips

- Lunghezza massima 2m
  Maximum length 2m
  Longueur maximale 2m
  Longitud máxima 2m

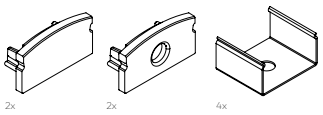

Accessories

84-90450-51 Kit di ricambio con 4 molle di fissaggio e 4 tappi di chiusura grigi (2+2)
Spare kit with 4 fixing springs and 4 grey end caps (2+2)
Kit de rechange avec 4 ressorts de fixation et 4 embouts gris (2+2)
Kit de recambio con 4 clips de fijación y 4 tapones grises (2+2)

84-90450-31 Kit di ricambio con 4 molle di fissaggio e 4 tappi di chiusura bianchi (2+2)
Spare kit with 4 fixing springs and 4 white end caps (2+2)
Kit de rechange avec 4 ressorts de fixation et 4 embouts blancs (2+2)
Kit de recambio con 4 clips de fijación y 4 tapones blancos (2+2)

84-90450-30 Kit di ricambio con 4 molle di fissaggio e 4 tappi di chiusura neri (2+2)
Spare kit with 4 fixing springs and 4 black end caps (2+2)
Kit de rechange avec 4 ressorts de fixation et 4 embouts noirs (2+2)
Kit de recambio con 4 clips de fijación y 4 tapones negros (2+2)

4240



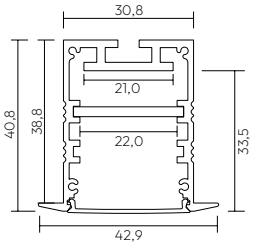

Code*	*Complete the code + (1) + (2) + (3)		
4240-	(1) **Diffuser**	(2) **Colour**	(3) **Length (mm)**
	O Opal	**00** Aluminium	**L10** 1000
		01 White	**L20** 2000
		02 Black	**L30** 3000
			L40 4000

CE

- Profilo + diffusore + tappi (1 chiuso e 1 aperto) + dissipatore + molletta
  Profile + diffuser + caps (1 closed and 1 open) + heat sink + clip
  Profilé + diffuseur + embouts (1 fermé et 1 ouvert) + dissipateur + ressort de fixation
  Perfil + difusor + tapas (1 cerrada y 1 abierta) + disipador + soporte de fijación con muelle
- Lunghezza massima 4m
  Maximum length 4m
  Longueur maximale 4m
  Longitud máxima 4m
- Possibilità doppia strip LED
  Possibility for double LED strip
  Possibilité de double ruban LED
  Posibilidad de doble tira LED
- Possibilità alimentatore interno
  Possibility of integrated power supply
  Possibilité d'alimentation intégrée
  Posibilidad de fuente de alimentación integrada

Single components code

	Code	Finish	Length	Decription
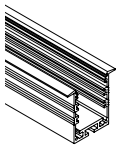	**14402**	**-01** **-02**	**L10** **L20** **L30** **L40**	Profilo Profile Profilé Perfil
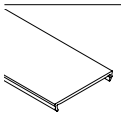	**14018**		**-L10** **-L20** **-L30** **-L40**	Diffusore opale Opal diffuser Diffuseur opale Difusor opal
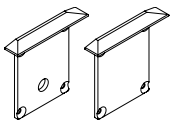	**14406** **14407**	**-01** **-02**		Tappo passacavo/Tappo chiuso Grommet cap/closed cap Embout presse-étoupe/Embout fermé Tapón pasa-cables/Tapón ciego
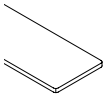	**14456**		**-L10** **-L20** **-L30** **-L40**	Dissipatore interno 25x2mm Internal heat sink 25x2mm Dissipateur interne 25x2mm Disipador interno 25x2mm
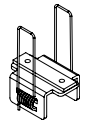	**14408**			Staffa a molla per fissaggio a cartongesso Spring bracket for plasterboard mounting Support à ressort pour fixation sur plaque de plâtre Soporte con clip para fijación en pladur

If the finish code is not specified, the product is supplied in aluminium.

Accessories

4240-P4	Aluminium linear joint	**4240-P1**	Aluminium angular joint

2646

IP 20



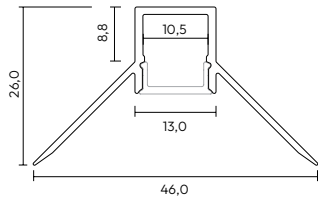

Code*	*Complete the code + (1) + (2) + (3)		
2646-	(1) **Diffuser**	(2) **Colour**	(3) **Length (mm)**
	O Opal	**00** Aluminium	**L10** 1000 **L20** 2000

mm

CE

- Profilo + diffusore + tappi (1 chiuso e 1 aperto)
  Profile + diffuser + caps (1 closed and 1 open)
  Profilé + diffuseur + embouts (1 fermé et 1 ouvert)
  Perfil + difusor + tapas (1 cerrada y 1 abierta)

- Lunghezza massima 2m
  Maximum length 2m
  Longueur maximale 2m
  Longitud máxima 2m

Single components code

	Code	Length	Decription
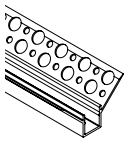	**14630**	**-L10** **-L20**	Profilo Profile Profilé Perfil
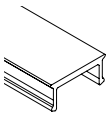	**14633**	**-L10** **-L20**	Diffusore opale Opal diffuser Diffuseur opale Difusor opal
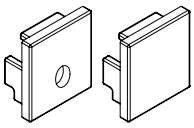	**14631** **14632**		Tappo passacavo/Tappo chiuso Grommet cap/closed cap Embout presse-étoupe/Embout fermé Tapón pasa-cables/Tapón ciego

4216

IP 20



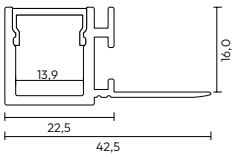

mm

Code*	*Complete the code + (1) + (2) + (3)		
4216-	(1) **Diffuser**	(2) **Colour**	(3) **Length (mm)**
	O Opal	**00** Aluminium	**L10** 1000
		01 White	**L20** 2000
		02 Black	

CE

- Profilo + diffusore + tappi (1 chiuso e 1 aperto)
  Profile + diffuser + caps (1 closed and 1 open)
  Profilé + diffuseur + embouts (1 fermé et 1 ouvert)
  Perfil + difusor + tapas (1 cerrada y 1 abierta)

- Lunghezza massima 2m
  Maximum length 2m
  Longueur maximale 2m
  Longitud máxima 2m

Single components code

	Code	Finish	Length	Decription
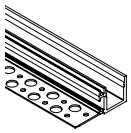	**14890**	**-01** **-02**	**L10** **L20**	Profilo Profile Profilé Perfil
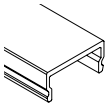	**14891**		**-L10** **-L20**	Diffusore opale Opal diffuser Diffuseur opale Difusor opal
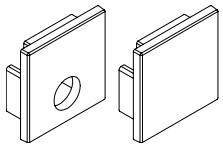	**14892P** **14892C**	**-01** **-02**		Tappo passacavo/Tappo chiuso Grommet cap/closed cap Embout presse-étoupe/Embout fermé Tapón pasa-cables/Tapón ciego

If the finish code is not specified, the product is supplied in aluminium.

4219

IP 20

5 YEARS WARRANTY



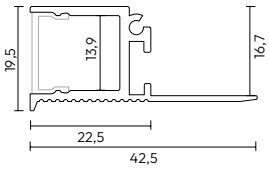

mm

Code*	*Complete the code + (1) + (2) + (3)		
4219-	(1) **Diffuser**	(2) **Colour**	(3) **Length (mm)**
	O Opal	**00** Aluminium **01** White **02** Black	**L10** 1000 **L20** 2000

CE

- Profilo + diffusore + tappi (1 chiuso e 1 aperto)
  Profile + diffuser + caps (1 closed and 1 open)
  Profilé + diffuseur + embouts (1 fermé et 1 ouvert)
  Perfil + difusor + tapas (1 cerrada y 1 abierta)

- Lunghezza massima 2m
  Maximum length 2m
  Longueur maximale 2m
  Longitud máxima 2m

Single components code

	Code	Finish	Length	Decription
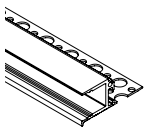	**14887**	**-01** **-02**	**L10** **L20**	Profilo Profile Profilé Perfil
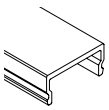	**14891**		**-L10** **-L20**	Diffusore opale Opal diffuser Diffuseur opale Difusor opal
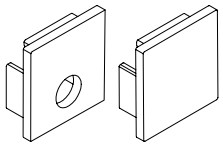	**14889P** **14889C**	**-01** **-02**		Tappo passacavo/Tappo chiuso Grommet cap/closed cap Embout presse-étoupe/Embout fermé Tapón pasa-cables/Tapón ciego

If the finish code is not specified, the product is supplied in aluminium.

6214





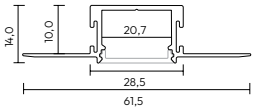

Code*	*Complete the code + (1) + (2) + (3)		
6214-	(1) **Diffuser**	(2) **Colour**	(3) **Length (mm)**
	O Opal	**00** Aluminium	**L10** 1000 **L20** 2000 **L30** 3000

mm

CE

- Profilo + diffusore + tappi (1 chiuso e 1 aperto)
  Profile + diffuser + caps (1 closed and 1 open)
  Profilé + diffuseur + embouts (1 fermé et 1 ouvert)
  Perfil + difusor + tapas (1 cerrada y 1 abierta)

- Diffusore disponibile fino a 10m
  Diffuser available up to 10m
  Diffuseur disponible jusqu'à 10m
  Difusor disponible hasta 10m

- Lunghezza massima 3m
  Maximum length 3m
  Longueur maximale 3m
  Longitud máxima 3m

Single components code

	Code	Length	Decription
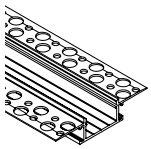	**14697**	**-L10** **-L20** **-L30**	Profilo Profile Profilé Perfil
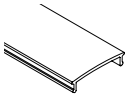	**14698**	**-L10** **-L20** **-L30**	Diffusore opale Opal diffuser Diffuseur opale Difusor opal
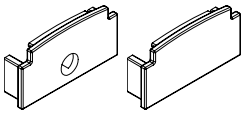	**14710** **14699**		Tappo passacavo/Tappo chiuso Grommet cap/closed cap Embout presse-étoupe/Embout fermé Tapón pasa-cables/Tapón ciego

Accessories

14698-10M	Diffusore opale 10m Opal diffuser 10m Diffuseur opale 10m Difusor opal 10m

6414

IP 20

5 YEARS WARRANTY



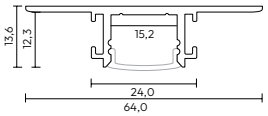

Code*	*Complete the code + (1) + (2) + (3)		
6414-	(1) **Diffuser**	(2) **Colour**	(3) **Length (mm)**
	O Opal	**00** Aluminium	**L10** 1000 **L20** 2000

mm

CE

- Profilo + diffusore + tappi (1 chiuso e 1 aperto)
  Profile + diffuser + caps (1 closed and 1 open)
  Profilé + diffuseur + embouts (1 fermé et 1 ouvert)
  Perfil + difusor + tapas (1 cerrada y 1 abierta)

- Lunghezza massima 2m
  Maximum length 2m
  Longueur maximale 2m
  Longitud máxima 2m

Single components code

	Code	Length	Decription
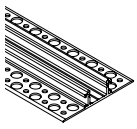	**14803**	**-L10** **-L20**	Profilo Profile Profilé Perfil
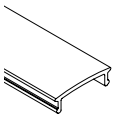	**14804**	**-L10** **-L20**	Diffusore opale Opal diffuser Diffuseur opale Difusor opal
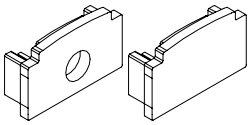	**14806** **14805**		Tappo passacavo/Tappo chiuso Grommet cap/closed cap Embout presse-étoupe/Embout fermé Tapón pasa-cables/Tapón ciego

7454

IP 20



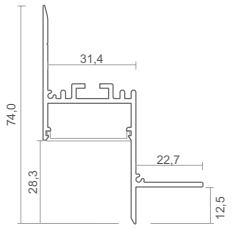

mm

Code*	*Complete the code + (1) + (2) + (3)		
7454-	(1) **Diffuser**	(2) **Colour**	(3) **Length (mm)**
	O Opal	**00** Aluminium	**L10** 1000
		01 White	**L20** 2000
			L30 3000
			L40 4000

CE

- Profilo + diffusore
  Profile + diffuser
  Profilé + diffuseur
  Perfil + difusor

- Lunghezza massima 4m
  Maximum length 4m
  Longueur maximale 4m
  Longitud máxima 4m

Single components code

	Code	Finish	Length	Decription
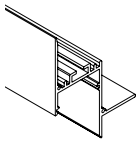	**14921**	**-01**	**L10** Profilo **L20** Profile **L30** Profilé **L40** Perfil	
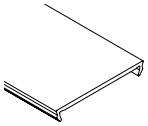	**14774**		**-L10** Diffusore opale **-L20** Opal diffuser **-L30** Diffuseur opale **-L40** Difusor opal	

If the finish code is not specified, the product is supplied in aluminium.

5613



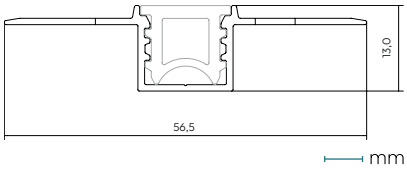

Code

	Diffuser	Length (mm)	Colour
KIT-ZZ5613-2	Opal	L=2000	Aluminium

Compatibile solo con strip ZIG ZAG
Compatible only with ZIG ZAG LED strip
Compatible uniquement avec ruban LED ZIG ZAG
Compatible solo con tira LED ZIG ZAG

Single components code

	Code	Length	Decription
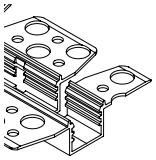	**14764**		Profilo 2000mm Profile 2000mm Profilé 2000mm Perfil 2000mm
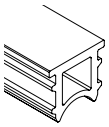	**14765**	**-L20** **-L40** **-L80**	Diffusore opale (L20=2000mm, L40=4000mm, L80=8000mm) Opal diffuser 2000mm (L20=2000mm, L40=4000mm, L80=8000mm) Diffuseur opale 2000mm (L20=2000mm, L40=4000mm, L80=8000mm) Difusor opal 2000mm (L20=2000mm, L40=4000mm, L80=8000mm)
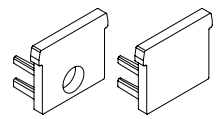	**14770**		Tappo passacavo/Tappo chiuso Grommet cap/closed cap Embout presse-étoupe/Embout fermé Tapón pasa-cables/Tapón ciego

6713



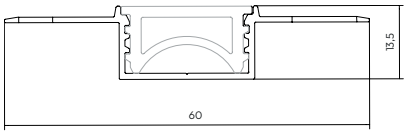

mm

Code

	Diffuser	Length (mm)	Colour
KIT-ZZ6713-2	Opal	L=2000	Aluminium

Compatibile solo con strip ZIG ZAG
Compatible only with ZIG ZAG LED strip
Compatible uniquement avec ruban LED ZIG ZAG
Compatible solo con tira LED ZIG ZAG

Single components code

	Code	Length	Decription
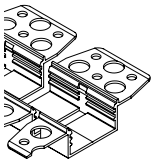	**14771**		Profilo 2000mm Profile 2000mm Profilé 2000mm Perfil 2000mm
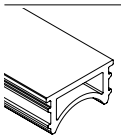	**14772**	**-L20** **-L40** **-L80**	Diffusore opale (L20=2000mm, L40=4000mm, L80=8000mm) Opal diffuser 2000mm (L20=2000mm, L40=4000mm, L80=8000mm) Diffuseur opale 2000mm (L20=2000mm, L40=4000mm, L80=8000mm) Difusor opal 2000mm (L20=2000mm, L40=4000mm, L80=8000mm)
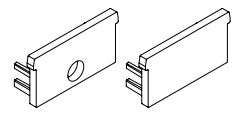	**14781**		Tappo passacavo/Tappo chiuso Grommet cap/closed cap Embout presse-étoupe/Embout fermé Tapón pasa-cables/Tapón ciego

2711



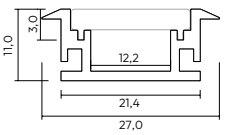

mm

Code*	*Complete the code + (1) + (2) + (3)		
2711-	(1) **Diffuser**	(2) **Colour**	(3) **Length (mm)**
	O Opal	**00** Aluminium **01** White **02** Black	**L10** 1000 **L20** 2000

CE

- Profilo + diffusore + tappi (1 chiuso e 1 aperto)
  Profile + diffuser + caps (1 closed and 1 open)
  Profilé + diffuseur + embouts (1 fermé et 1 ouvert)
  Perfil + difusor + tapas (1 cerrada y 1 abierta)

- Lunghezza massima 2m
  Maximum length 2m
  Longueur maximale 2m
  Longitud máxima 2m

Single components code

	Code	Finish	Length	Decription
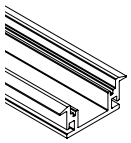	**14543**	**-01** **-02**	**L10** **L20**	Profilo Profile Profilé Perfil
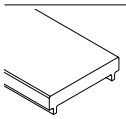	**14544**		**-L10** **-L20**	Diffusore opale Opal diffuser Diffuseur opale Difusor opal
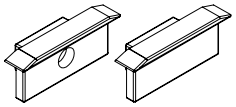	**14545** **14546**	**-01** **-02**		Tappo passacavo/Tappo chiuso Grommet cap/closed cap Embout presse-étoupe/Embout fermé Tapón pasa-cables/Tapón ciego
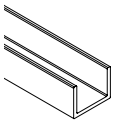	**10966**			Cassaforma per muratura L=1998mm Formwork for masonry, L = 1998 mm Coffrage pour maçonnerie, L = 1998 mm Encofrado para mampostería, L = 1998 mm

1707 DRYWALL STANDARD

Standard



Idro



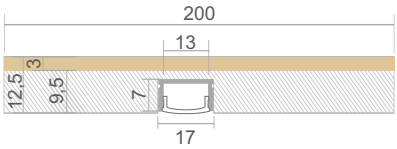

Code*	*Complete the code + (1) + (2) + (3)		
1707-	(1) **Diffuser**	(2) **Plastboard**	(3) **Length (mm)**
	O Opal **B** Black	**ST** Standard **ID** Idro	**L20** 2000

TAGLI DI LUCE
Lights cuts

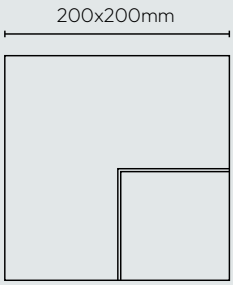

1707-2T	1707-2T-IDRO
Luce angolare Angular light Lumière angulaire Luz angular	Idro luce angolare Idro angular light Idro lumière angulaire Idro luz angular



1707-3T	1707-3T-IDRO
Luce incrociata Cross light Lumière croisée Luz cruzada	Idro luce incrociata Idro cross light Idro lumière croisée Idro luz cruzada



1707-4T	1707-4T-IDRO
Luce a croce Cross-shaped light Lumière en croix Luz en cruz	Idro luce a croce Idro cross-shaped light Idro lumière en croix Idro luz en cruz

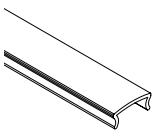

Accessories

14001-L40 Copertura di ricambio da 4000 mm
Replacement cover 4000 mm
Couvercle de rechange 4000 mm
Cubierta de recambio 4000 mm



ARCHITECTURAL PROFILE 10060 - XPS



Code	Description
P10060	**Materiale XPS. Rivestimento in resina acrilica. Larghezza massima vano LED 20mm (1 strip LED).** *XPS material. Acrylic resin coating. Maximum LED compartment width 20mm (1 LED strip).* *Matériau XPS. Revêtement en résine acrylique. Largeur maximale du logement LED : 20 mm (1 rubans LED).* *Material XPS. Revestimiento en resina acrílica. Ancho máximo del alojamiento LED: 20 mm (1 tiras LED).*

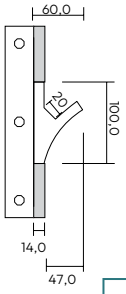

1150mm

Recommended profile: 1510

ARCHITECTURAL PROFILE 15030 - EPS



Code	Description
P15030	**Materiale EPS. Rivestimento in resina fibrata acrilica pitturabile. (1 strip LED IP65).** *EPS material. Paintable fiber-reinforced acrylic resin coating. (1 LED strip IP65).* *Matériau EPS. Revêtement en résine acrylique fibrée peinturable. (1 ruban LED IP65).* *Material EPS. Revestimiento en resina acrílica con fibra, pintable. (1 tira LED IP65).*

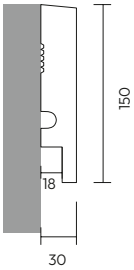

1000mm

***Venduto senza profilo di contenimento strip LED** / **Sold without LED strip housing profile / *Vendu sans profilé de logement pour ruban LED / *Se vende sin perfil de alojamiento para tira LED*

ARCHITECTURAL PROFILE 75036 - PU



Code	Description
P75036	**Materiale PU. Rivestimento in resina acrilica. Larghezza massima vano LED 25mm (1 strip LED).** *PU material. Acrylic resin coating. Maximum LED compartment width 25mm (1 LED strip).* *Matériau PU. Revêtement en résine acrylique. Largeur maximale du logement LED : 25 mm (1 ruban LED).* *Material PU. Revestimiento en resina acrílica. Ancho máximo del alojamiento LED: 25 mm (1 tira LED).*

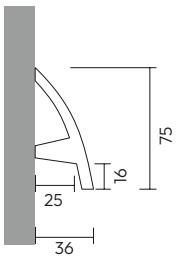

2000mm

Recommended profile: 1510

ARCHITECTURAL PROFILE 11515 - PU



Code	Description
P11515	**Materiale PU. Rivestimento in resina acrilica. Larghezza massima vano LED 22mm (1 strip LED).** *PU material. Acrylic resin coating. Maximum LED compartment width 22mm (1 LED strip).* *Matériau PU. Revêtement en résine acrylique. Largeur maximale du logement LED : 22 mm (1 ruban LED).* *Material PU. Revestimiento en resina acrílica. Ancho máximo del alojamiento LED: 22 mm (1 tira LED).*

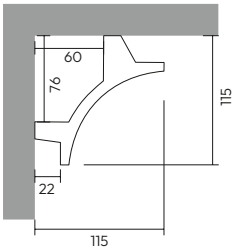

2000mm

Recommended profile: 1510

***Venduto senza profilo di contenimento strip LED** / **Sold without LED strip housing profile / *Vendu sans profilé de logement pour ruban LED / *Se vende sin perfil de alojamiento para tira LED*

ivela
elcom

PADDO



design by Roberto Cola

Paddo è un prodotto di illuminazione flessibile ed efficiente, ideale per spazi in continuo cambiamento e modelli di lavoro ibridi. Grazie al binario elettrificato, permette una distribuzione omogenea della luce, con un sistema di lenti ad alta efficienza che integrano un modulo antiabbagliamento per massimo comfort visivo. Con un'efficienza luminosa fino a 140 lm/W, consente ampie distanze di installazione, riducendo di conseguenza i consumi. Il design leggero e minimale, con rotazione flessibile, assicura un adattamento semplice e prestazioni elevate in qualsiasi ambiente.

PADDO is a versatile and efficient lighting product, ideal for environments in constant change as well as hybrid working spaces. Thanks to the electrified track, it allows for an even light distribution, with a high-efficiency lens system that integrates an anti-glare module for maximum visual comfort. With a luminous efficiency up to 140 lm/W, it enables wide installation distances, thus reducing energy consumption. The minimalist design with a rotation system ensures a simple and easy installation and high performance in any environment.

Paddo est un produit d'éclairage flexible et efficace, idéal pour les espaces qui changent souvent et les modèles de travail hybrides. Grâce au rail triphasé, il permet une distribution uniforme de la lumière, avec un système de lentilles à haute efficacité et rendement, incorporant un module anti-éblouissement pour un confort visuel maximal. Avec une efficacité lumineuse allant jusqu'à 140 lm/W, il permet de grandes distances d'installation, réduisant ainsi la consommation. Le design léger et minimaliste avec une rotation flexible garantit une adaptation facile et des performances élevées dans n'importe quel environnement.

Paddo es un producto de iluminación flexible y eficiente, ideal para espacios en constante cambio y modelos de trabajo híbridos. Gracias al electrificado, permite una distribución homogénea de la luz, con un sistema de lentes de alta eficiencia que integra un módulo antideslumbrante para un máximo confort visual. Con una eficiencia luminosa de hasta 140 lm/W, permite amplias distancias de instalación, reduciendo así el consumo de energía. El diseño ligero y minimalista, con rotación flexible, asegura una adaptación sencilla y un rendimiento elevado en cualquier entorno.



PADDO

PADDO HC

PADDO HC (High Comfort), con CCT specifico e CRI minimo di 90, offre un'illuminazione di alta qualità con luminanze ridotte e contrasti morbidi, ottimizzando il comfort visivo. Disponibile in nero o bianco e personalizzabile con griglie diverse, è ideale per uffici, architetture e negozi, grazie all'assenza di riflessi e un UGR inferiore a 17.

PADDO HC (High Comfort), with a specific CCT and a minimum CRI of 90, offers high-quality lighting with reduced luminance and soft contrasts, optimizing visual comfort. Available in black and white and customizable with different grids, it is ideal for offices, architectural spaces, and retail, thanks to its glare-free design and a UGR below 17.

PADDO HC (High Comfort), avec un CCT spécifique et un CRI minimum de 90, offre un éclairage de haute qualité avec des luminances réduites et des contrastes doux, optimisant le confort visuel. Disponible en noir ou blanc et personnalisable avec différentes grilles, elle est idéale pour les bureaux, les architectures et les commerces, grâce à l'absence d'éblouissement et un UGR inférieur à 17.

PADDO HC (High Comfort), con un CCT específico y un CRI mínimo de 90, ofrece una iluminación de alta calidad con luminancias reducidas y contrastes suaves, optimizando el confort visual. Disponible en negro o blanco y personalizable con diferentes rejillas, es ideal para oficinas, arquitectura y tiendas, gracias a la ausencia de deslumbramiento y un UGR inferior a 17.



HC 30/HC 30-J
p.238



HC 60
p.238

PADDO FLAT

PADDO Flat, con CRI 90, è ideale per ambienti retail, offrendo alta efficienza luminosa e ottima diffusione della luce in spazi compatti. È una scelta pratica che riduce i costi operativi e l'impatto ambientale, bilanciando prestazioni luminose e sostenibilità economica.

Paddo Flat, with a CRI of 90, is ideal for retail environments, offering high luminous efficiency and excellent light diffusion in compact spaces. It is a practical choice that reduces operating costs and environmental impact, balancing lighting performance with economic sustainability.

Paddo Flat, avec un CRI de 90, est idéale pour les espaces commerciaux, offrant une haute efficacité lumineuse et une excellente diffusion de la lumière dans des espaces compacts. C'est un choix pratique qui réduit les coûts opérationnels et l'impact environnemental, équilibrant performance lumineuse et durabilité économique.

Paddo Flat, con un CRI de 90, es ideal para entornos comerciales, ofreciendo alta eficiencia luminosa y una excelente difusión de la luz en espacios compactos. Es una opción práctica que reduce los costos operativos y el impacto ambiental, equilibrando el rendimiento lumínico con la sostenibilidad económica.



FLAT 30/FLAT 30-J
p.244



FLAT 60
p.244

FEATURES

MINI DIMENSIONE
MAXI PERFORMANCE

Mini size, maxi performance

CIRCA 4000 lm
≈ 4000 lm

DIMENSIONI **COMPATTE**
Compact dimensions

UGR < 17



PADDO 30 HC

ORIENTABILE DI 80° SU ENTRAMBI I LATI

Adjustable 80° on both sides



PADDO 30 HC J



PADDO 30 HC J



PADDO 30 HC J



PADDO 30 HC

OTTICHE 30° / 55° / 65°
CON BASSO ABBAGLIAMENTO UGR < 17

30°/ 55° / 65° optics with low glare UGR < 17

PADDO HC





PADDO HC 30
PADDO HC 30-J (adjustable)

PADDO HC 60

Installazione Binario elettrificato	Installation Track system	Installation Rails électrifiés	Instalación Carriles electrificados
Materiali Corpo: Alluminio Ottica: PMMA	Materials Body: Aluminium Optics: PMMA	Matériels Corps: Aluminium Optique: PMMA	Materiales Cuerpo: Aluminio Óptica: PMMA
Alimentazione 220/240 Vac	Power supply 220/240 Vac	Alimentation 220/240 Vac	Alimentación 220/240 Vac
Versioni Dali2, On/Off	Versions Dali2, On/Off	Versions Dali2, On/Off	Versiones Dali2, On/Off

bianco
white

nero
black

30°
55°
65°

PADDO HC 30



Code*	Lighting data	
	Watt	lm[1]
801-169 ...	33	3649
801-269 ...	20	2413

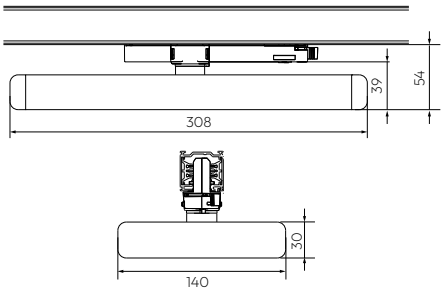

***Complete the code** + (1) + (2) + (3) + (4) + (5)

(1) **CCT**	(2) **Beam (°)**	(3) **Control**	(4) **Shade Col.**	(5) **Colour**
B 3000K	**X** 30	**OO** On/Off	**-30** black	**30** black
A 4000K	**V** 55	**DD** Dali	**-33** white	**33** white
	U 65		**-51** metal	

[1] Product real lumen based on CCT at 4000K

PADDO HC 30-J (adjustable)



Code*	Lighting data	
	Watt	lm[1]
803-169 ...	33	3649
803-269 ...	20	2413

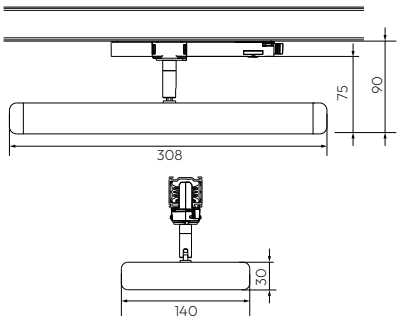

***Complete the code** + (1) + (2) + (3) + (4) + (5)

(1) **CCT**	(2) **Beam (°)**	(3) **Control**	(4) **Shade Col.**	(5) **Colour**
B 3000K	**X** 30	**OO** On/Off	**-30** black	**30** black
A 4000K	**V** 55	**DD** Dali	**-33** white	**33** white
	U 65		**-51** metal	

[1] Product real lumen based on CCT at 4000K

PADDO HC 60



Code*	Lighting data	
	Watt	lm[1]
805-169 ...	54	6300

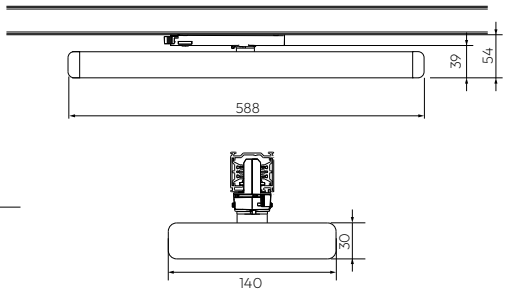

***Complete the code** + (1) + (2) + (3) + (4) + (5)

(1) **CCT**	(2) **Beam (°)**	(3) **Control**	(4) **Shade Col.**	(5) **Colour**
B 3000K	**X** 30	**OO** On/Off	**-30** black	**30** black
A 4000K	**V** 55	**DD** Dali	**-33** white	**33** white
	U 65		**-51** metal	

[1] Product real lumen based on CCT at 4000K

DETAILS HC



Case **Black** Shade **Black**



Case **Black** Shade **Cromo**



Case **White** Shade **White**



Case **White** Shade **Black**



Case **White** Shade **Cromo**





HC 30-J





PADDO FLAT

IP 20 | DALI | CRI 90 | UGR <19 | 5 YEARS WARRANTY 5



PADDO FLAT 30
PADDO FLAT 30-J (adjustable)



PADDO FLAT 60

Installazione Binario elettrificato	Installation Track system	Installation Rails électrifiés	Instalación Carriles electrificados
Materiali Corpo: Alluminio Ottica: PMMA	Materials Body: Aluminium Optics: PMMA	Matériels Corps: Aluminium Optique: PMMA	Materiales Cuerpo: Aluminio Óptica: PMMA
Alimentazione 220/240 Vac	Power supply 220/240 Vac	Alimentation 220/240 Vac	Alimentación 220/240 Vac
Versioni Dali2, On/Off	Versions Dali2, On/Off	Versions Dali2, On/Off	Versiones Dali2, On/Off

bianco
white

nero
black

30°
60°
110°

Asymmetric

PADDO FLAT 30



Code*	Lighting data	
	Watt	lm[1]
802-169 ...	22	3431
802-269 ...	15	2386

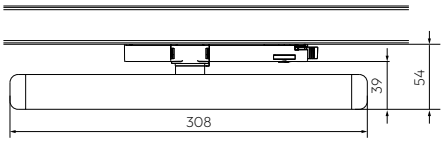

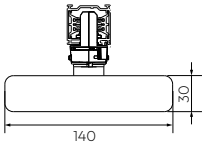

***Complete the code** + (1) + (2) + (3) + (4)

(1) **CCT**	(2) **Beam (°)**	(3) **Control**	(4) **Colour**
B 3000K	**X** 30	**OO** On/Off	**-30** black
A 4000K	**U** 60	**DD** Dali	**-33** white
	T 110		
	R asymm		

[1] Product real lumen based on CCT at 4000K

PADDO FLAT 30-J (adjustable)



Code*	Lighting data	
	Watt	lm[1]
804-169 ...	22	3431
804-269 ...	15	2386

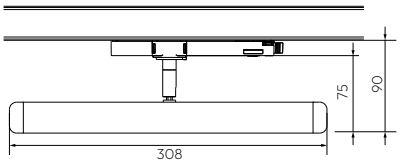

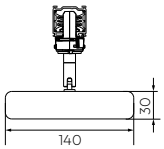

***Complete the code** + (1) + (2) + (3) + (4)

(1) **CCT**	(2) **Beam (°)**	(3) **Control**	(4) **Colour**
B 3000K	**X** 30	**OO** On/Off	**-30** black
A 4000K	**U** 60	**DD** Dali	**-33** white
	T 110		
	R asymm		

[1] Product real lumen based on CCT at 4000K

PADDO FLAT 60



Code*	Lighting data	
	Watt	lm[1]
806-169 ...	37	5909

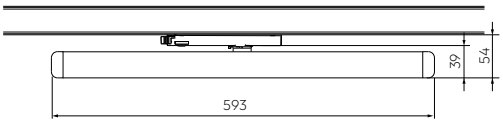

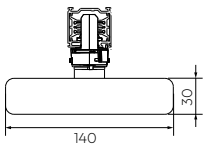

***Complete the code** + (1) + (2) + (3) + (4)

(1) **CCT**	(2) **Beam (°)**	(3) **Control**	(4) **Colour**
B 3000K	**X** 30	**OO** On/Off	**-30** black
A 4000K	**U** 60		**-33** white
	T 110		
	R asymm		

[1] Product real lumen based on CCT at 4000K

DETAILS FLAT



Trasparent Optics



PERFETTO SPOT

**Eleganza funzionale, precisione e versatilità in un'unica collezione.
La famiglia PERFETTO SPOT unisce prestazioni luminose elevate e controllo progettuale raffinato: una gamma di apparecchi che include soluzioni da incasso, oscillanti e rotanti, proiettori compatti, sospesi, a plafone e adatti all'installazioni a binario. Ogni variante è pensata per rispondere con flessibilità ai requisiti architettonici e illuminotecnici più esigenti, offrendo fascio luminoso diretto preciso, opzioni di orientabilità e modularità d'installazione.
Grazie all'utilizzo di ottiche premium e alla possibilità di integrazione con sistemi di controllo professionali, questi proiettori garantiscono un'illuminazione focalizzata e adattabile, ideale per valorizzare spazi espositivi, retail, ambienti professionali e scenari dinamici. Elegante nel design, potente nella resa, versatile nelle applicazioni: la soluzione perfetta per chi non accetta compromessi tra estetica e prestazioni.**

Functional elegance, precision, and versatility in a single collection. The PERFETTO SPOT family combines high luminous performance with refined design control: a range of fixtures including recessed, tilting and rotating solutions, compact projectors, suspended, surface-mounted, and track-installation models. Each variant is designed to flexibly meet the most demanding architectural and lighting requirements, offering precise direct light Beam (°)s, orientation options, and installation modularity.
Thanks to the use of premium optics and the possibility of integration with professional control systems, these spotlights ensure focused and adaptable lighting, ideal for enhancing exhibition spaces, retail, professional environments, and dynamic settings. Elegant in design, powerful in performance, versatile in application: the perfect solution for those who accept no compromise between aesthetics and functionality.

Élégance fonctionnelle, précision et polyvalence dans une collection unique. La famille PERFETTO SPOT associe de hautes performances lumineuses à un contrôle raffiné de la conception : une gamme de luminaires comprenant des solutions encastrées, oscillantes et orientables, des projecteurs compacts, suspendus, en plafonnier et adaptés aux installations sur rail. Chaque variante est conçue pour répondre avec flexibilité aux exigences architecturales et photométriques les plus pointues, offrant des faisceaux lumineux directs précis, des options d'orientation et une modularité d'installation.
Grâce à l'utilisation d'optiques haut de gamme et à la possibilité d'intégration avec des systèmes de contrôle professionnels, ces projecteurs assurent un éclairage focalisé et adaptable, idéal pour mettre en valeur des espaces d'exposition, des environnements de vente, des bureaux et des scénarios dynamiques. Élégant dans son design, puissant dans ses performances, polyvalent dans ses applications : la solution parfaite pour ceux qui n'acceptent aucun compromis entre esthétique et efficacité.

Elegancia funcional, precisión y versatilidad en una sola colección. La familia PERFETTO SPOT combina un alto rendimiento lumínico con un control de diseño refinado: una gama de luminarias que incluye soluciones empotradas, oscilantes y orientables, proyectores compactos, suspendidos, de superficie y aptos para instalaciones en carril. Cada variante está pensada para responder con flexibilidad a los requisitos arquitectónicos e iluminotécnicos más exigentes, ofreciendo haces de luz directa precisos, opciones de orientabilidad y modularidad de instalación.
Gracias al uso de ópticas premium y a la posibilidad de integración con sistemas de control profesionales, estos proyectores garantizan una iluminación focalizada y adaptable, ideal para valorizar espacios expositivos, retail, entornos profesionales y escenarios dinámicos. Elegante en el diseño, potente en el rendimiento, versátil en sus aplicaciones: la solución perfecta para quienes no aceptan compromisos entre estética y prestaciones.



PERFETTO SPOT

p.252
NANOPERFETTO
Ø 36mm

p.262
MINIPERFETTO
Ø 52mm

p.272
PERFETTO COMPACT
Ø 67mm

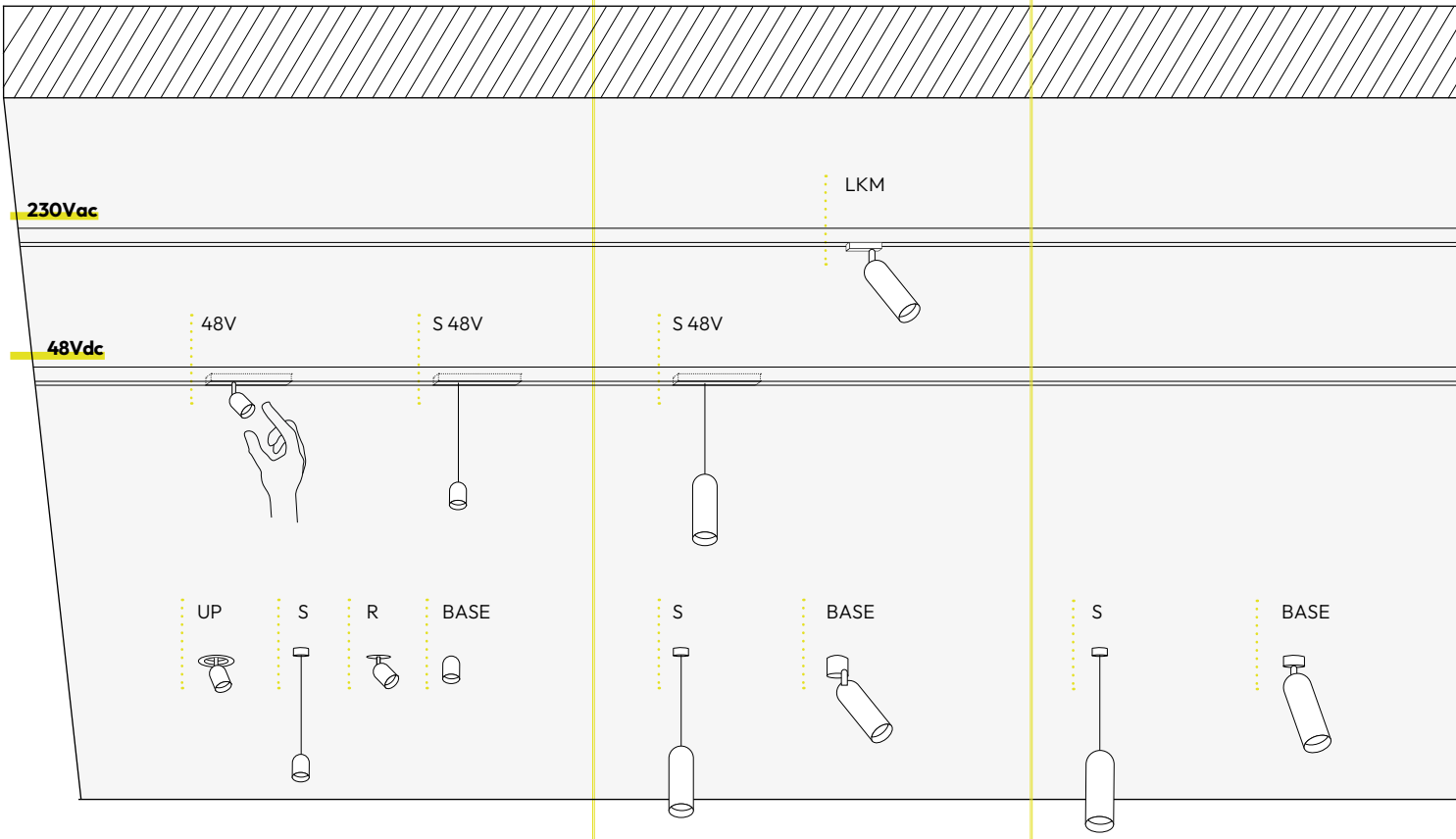

p.278

MICROPERFETTO

Ø 53mm

p.288

MICROPERFETTO LARGE

Ø 61mm

p.294

PERFETTO PURO

Ø 84mm

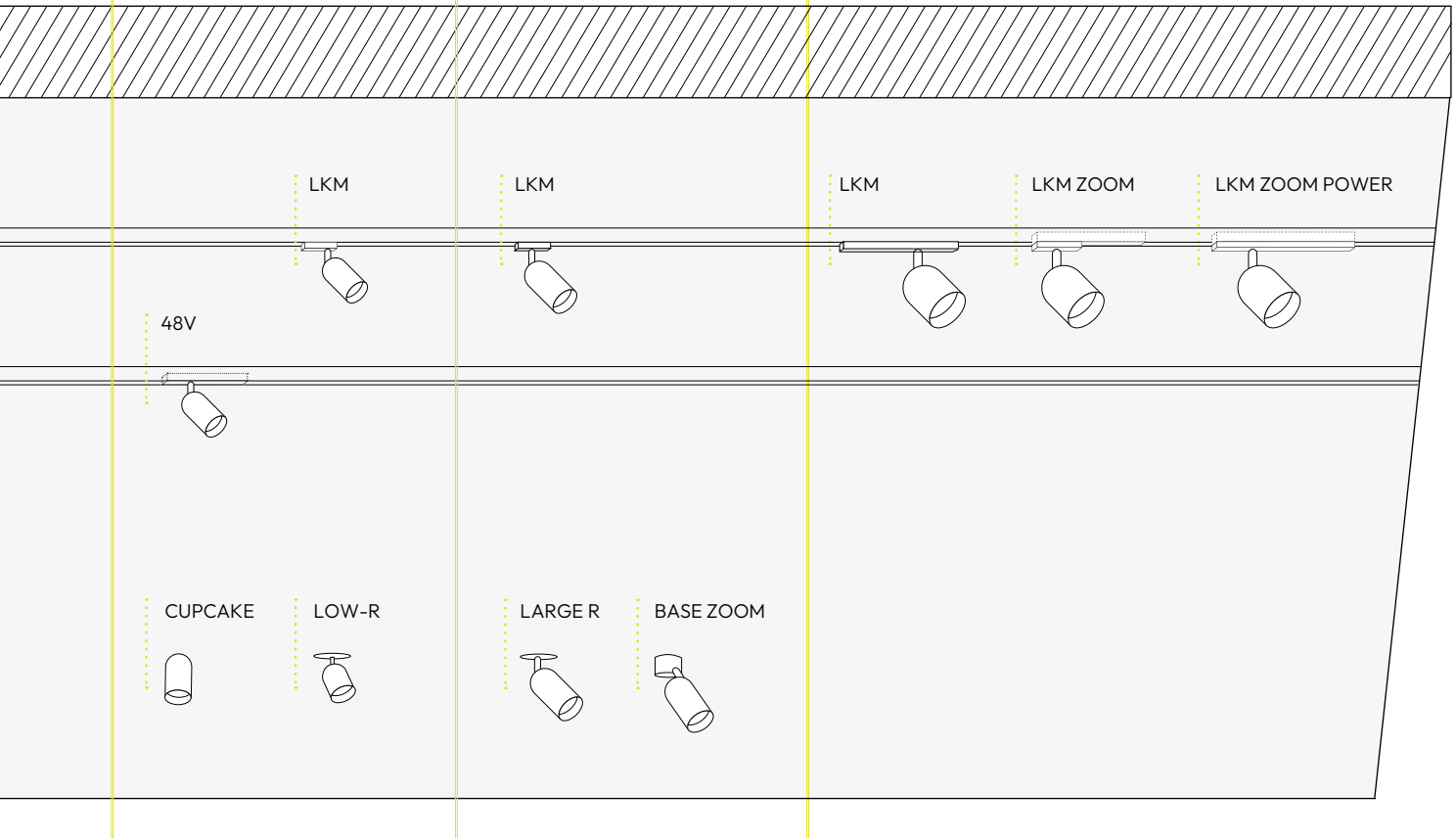

NANO PERFETTO



NANOPERFETTO 48V
p.254



NANOPERFETTO S 48V
p.254



NANOPERFETTO UP
p.258



NANOPERFETTO S
p.258



NANOPERFETTO R
p.258



NANOPERFETTO BASE
p.258



NANOPERFETTO 48V

IP 20 | 48Vdc | CRI 90 | DALI | 5 YEARS WARRANTY







NANOPERFETTO 48V

NANOPERFETTO S 48V

Installazione Binario elettrificato	Installation Track system	Installation Rails électrifiés	Instalación Carriles electrificados
Materiali Corpo: Alluminio Ottica: PMMA	Materials Body: Aluminium Optics: PMMA	Matériels Corps: Aluminium Optique: PMMA	Materiales Cuerpo: Aluminio Óptica: PMMA
Alimentazione 48 Vdc	Power supply 48 Vdc	Alimentation 48 Vdc	Alimentación 48 Vdc
Versioni Dali, On/Off, PWM	Versions Dali, On/Off, PWM	Versions Dali, On/Off, PWM	Versiones Dali, On/Off, PWM

bianco
white

nero
black

14°
21°
38°
52°

15°+41°

NANOPERFETTO 48V PWM



Code*	Lighting data	
	Watt	lm[1]
752-789 ...	7,3W	656

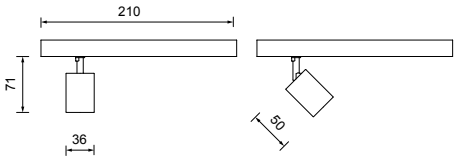

***Complete the code** + (1) + (2) + (3)

(1) **CCT**	(2) **Beam (°)**	(3) **Colour**
C 2700K	**Z** 14	**-16** black
B 3000K	**Y** 21	**-21** white
A 4000K	**W** 38	
	V 52	
	R 15+41	

[1] Product real lumen based on CCT at 4000K

NANOPERFETTO 48V DALI



Code*	Lighting data	
	Watt	lm[1]
752-889 ...	7,3	656

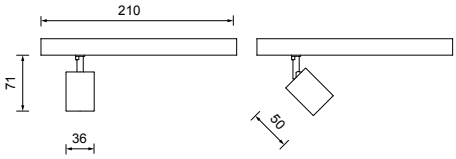

***Complete the code** + (1) + (2) + (3)

(1) **CCT**	(2) **Beam (°)**	(3) **Colour**
C 2700K	**Z** 14	**-16** black
B 3000K	**Y** 21	**-21** white
A 4000K	**W** 38	
	V 52	
	R 15+41	

[1] Product real lumen based on CCT at 4000K

NANOPERFETTO S 48V



Code*	Lighting data	
	Watt	lm[1]
752-799 ...	7,3	656

***Complete the code** + (1) + (2) + (3)

(1) **CCT**	(2) **Beam (°)**	(3) **Colour**
C 2700K	**Z** 14	**-16** black
B 3000K	**Y** 21	**-21** white
A 4000K	**W** 38	
	V 52	
	R 15+41	

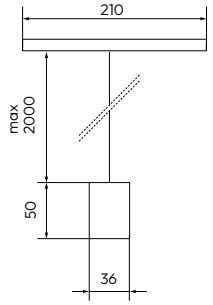

[1] Product real lumen based on CCT at 4000K

NANOPERFETTO S 48V DALI



Code*	Lighting data	
	Watt	lm[1]
752-899 ...	7,3	656

***Complete the code** + (1) + (2) + (3) + (4)

(1) **CCT**	(2) **Beam (°)**	(3) **Colour**
C 2700K	**Z** 14	**-16** black
B 3000K	**Y** 21	**-21** white
A 4000K	**W** 38	
M* 1800K 2700K	**V** 52	
	R 15+41	

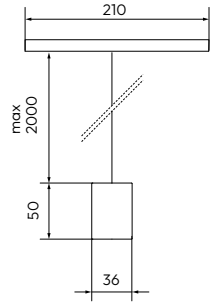

[1] Product real lumen based on CCT at 4000K
*only 5W



NANOPERFETTO SURFACE



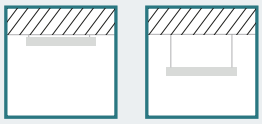



NANOPERFETTO UP



NANOPERFETTO S



NANOPERFETTO R



NANOPERFETTO BASE

Installazione Soffitto-Parete, Sospensione	Installation Ceiling-Wall, Suspension	Installation Plafond-Mur, Lampe à suspension	Instalación Techo-Pared, Lampara colgante
Materiali Corpo: Alluminio Ottica: PMMA	Materials Body: Aluminium Optics: PMMA	Matériels Corps: Aluminium Optique: PMMA	Materiales Cuerpo: Aluminio Óptica: PMMA
Alimentazione 300/350/500/600/700 mA	Power supply 300/350/500/600/700 mA	Alimentation 300/350/500/600/700 mA	Alimentación 300/350/500/600/700 mA
Versioni Dali, Wireless, Phase cut, On/Off	Versions Dali, Wireless, Phase cut, On/Off	Versions Dali, Wireless, Phase cut, On/Off	Versiones Dali, Wireless, Phase cut, On/Off

bianco
white

nero
black

UP

21°
38°
54°

S

26°
34°
54°

R / BASE

21°
38°
52°

15°+41°

NANOPERFETTO UP



Code*	Lighting data		
	Watt	mA	lm[1]
269-049 ...	4,5	350	379

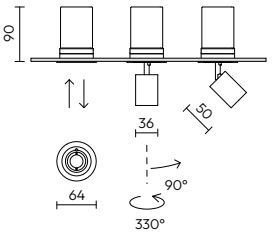

***Complete the code** + (1) + (2) + (3) + (4)

(1) **CCT**	(2) **Beam (°)**	(3) **Control**[2]	(4) **Colour**
C 2700K	**Y** 21	**N**	**-16** black
B 3000K	**W** 38		**-21** white
	V 54		

CE 850°

[1] Product real lumen based on CCT at 3000K
[2] Driver to be ordered separately

NANOPERFETTO S



Code*	Lighting data		
	Watt	mA	lm[1]
	3,5	350	248
752-219 ...	4,5	500	343
	6,5	700	425

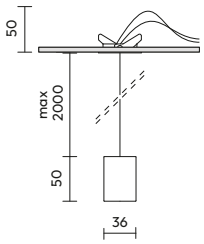

***Complete the code** + (1) + (2) + (3) + (4)

(1) **CCT**	(2) **Beam (°)**	(3) **Control**[2]	(4) **Colour**
C 2700K	**Y** 26	**N**	**-16** black
B 3000K	**W** 34		**-21** white
	V 54		

CE 850°

[1] Product real lumen based on CCT at 3000K
[2] Driver to be ordered separately

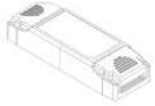

Accessories

81-02408	Output 350mA
81-02090	Output 500mA Wireless/Bluetooth only for Nanoperfetto Up
81-04029	Output 500mA Phase-cut
81-04027	Output 700mA Phase-cut
81-04028	Output 700mA DALI
81-04088	Output 700mA Wireless/Bluetooth



28-4499-30	Honeycomb Nanoperfetto UP
28-4200-30	Honeycomb Nanoperfetto S

NANOPERFETTO-R



Code*	Lighting data		
	Watt	**mA**	**lm**[1]
755-779 ...	6	500	525
	7,3	600	613

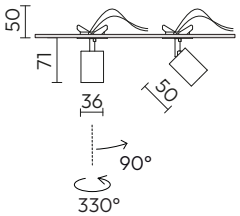

***Complete the code** + (1) + (2) + (3) + (4)

(1) **CCT**	(2) **Beam (°)**	(3) **Control**[2]	(4) **Colour**
C 2700K	**Y** 21	**N**	**-16** black
B 3000K	**W** 38		**-21** white
	V 52		
	R 15+41		

[1] Product real lumen based on CCT at 3000K
[2] Driver to be ordered separately



Accessories

For installation through the recessed hole

81-04029 Output 500mA Phase-cut
81-04026 Output 500mA DALI

For remote installation

81-04075 Output 300mA Phase-cut
81-04072 Output 300mA 1-10V
81-04074 Output 300mA DALI
81-04089 Output 300mA Wireless Bluetooth
81-04063 Output 600mA
81-04062 Output 600mA DALI
81-04093 Output 600mA Wireless Bluetooth



28-4499-30 Honeycomb

NANOPERFETTO BASE



Code*	Lighting data		
	Watt	**mA**	**lm**[1]
752-729 ...	6	500	525

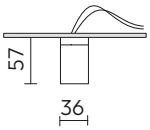

***Complete the code** + (1) + (2) + (3) + (4)

(1) **CCT**	(2) **Beam (°)**	(3) **Control**[2]	(4) **Colour**
C 2700K	**Y** 21	**N0**	**-16** black
B 3000K	**W** 38		**-21** white
	V 52		
	R 15+41		

[1] Product real lumen based on CCT at 3000K
[2] Driver to be ordered separately



Accessories

81-04029 Output 500mA Phase-cut
81-04026 Output 500mA DALI
81-04087 Output 500mA Wireless Bluetooth
81-04075 Output 300mA Phase-cut
81-04074 Output 300mA DALI
81-04072 Output 300mA 1-10V
81-04089 Output 300mA Wireless Bluetooth



28-4499-30 Honeycomb

MINI PERFETTO



MINIPERFETTO S
p.264



MINIPERFETTO S 48V
p.266



MINIPERFETTO LKM
p.268



MINIPERFETTO BASE
p.270



MINIPERFETTO S

IP 20 | CRI 90 | 5 YEARS WARRANTY



MINIPERFETTO S

Installazione Soffitto	Installation Ceiling	Installation Plafond	Instalación Techo
Materiali Corpo: Alluminio Ottica: PMMA	Materials Body: Aluminium Optics: PMMA	Matériels Corps: Aluminium Optique: PMMA	Materiales Cuerpo: Aluminio Óptica: PMMA
Alimentazione 48 Vdc	Power supply 48 Vdc	Alimentation 48 Vdc	Alimentación 48 Vdc
Versioni On/Off, Phase cut*	Versions On/Off, Phase cut*	Versions On/Off, Phase cut*	Versiones On/Off, Phase cut*

* The phase cut version is standard only on the 9 W version

bianco
white

nero
black

24°
45°

MINIPERFETTO S



Code*	Lighting data	
	Watt	**lm**[1]
748-219 ...	9	1030
748-119 ...	12	1413

***Complete the code** + (1) + (2) + (3)

(1) **CCT**	(2) **Beam (°)**	(3) **Colour**
C 2700K	**Y** 24	**-16** black
B 3000K	**V** 45	**-21** white
A 4000K		

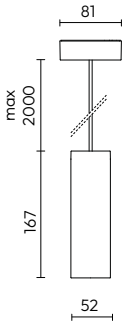

[1] Product real lumen based on CCT at 4000K





28-4080-30 Honeycomb



28-9004-30 Snoot



28-3905-47 Schermo di chiusura in termoplastico trasparente
Closing screen in clear thermoplastic material
Écran de fermeture en thermoplastique transparent
Pantalla de cierre en termoplástico transparente

Accessories

MINIPERFETTO S 48V

IP 20 | 48Vdc | CRI 90 | DALI | 5 YEARS WARRANTY 5



MINIPERFETTO S 48V

Installazione Binario elettrificato	Installation Track system	Installation Rails électrifiés	Instalación Carriles electrificados
Materiali Corpo: Alluminio Ottica: PMMA	Materials Body: Aluminium Optics: PMMA	Matériels Corps: Aluminium Optique: PMMA	Materiales Cuerpo: Aluminio Óptica: PMMA
Alimentazione 48 Vdc	Power supply 48 Vdc	Alimentation 48 Vdc	Alimentación 48 Vdc
Versioni Dali, On/Off, PWM	Versions Dali, On/Off, PWM	Versions Dali, On/Off, PWM	Versiones Dali, On/Off, PWM

bianco
white

nero
black

15°
24°
30°
45°

MINIPERFETTO S 48V PWM



Code*	Lighting data	
	Watt	**Im**[1]
748-399 ...	12	1413

***Complete the code** + (1) + (2) + (3)

(1) **CCT**	(2) **Beam (°)**	(3) **Colour**
C 2700K	**Z** 15	**-16** black
B 3000K	**Y** 24	**-21** white
A 4000K	**X** 30	
	V 45	

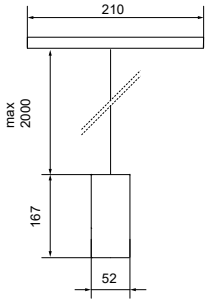

[1] Product real lumen based on CCT at 4000K

MINIPERFETTO S 48V DALI



Code*	Lighting data	
	Watt	**Im**[1]
748-499 ...	12	1413

***Complete the code** + (1) + (2) + (3)

(1) **CCT**	(2) **Beam (°)**	(3) **Colour**
C 2700K	**Z** 15	**-16** black
B 3000K	**Y** 24	**-21** white
A 4000K	**X** 30	
	V 45	

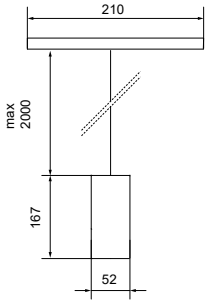

[1] Product real lumen based on CCT at 4000K

MINIPERFETTO LKM

IP 20 | 230 VAC | CRI 90 | 5 YEARS WARRANTY



MINIPERFETTO LKM

Installazione Binario elettrificato	Installation Track system	Installation Rails électrifiés	Instalación Carriles electrificados
Materiali Corpo: Alluminio Ottica: PMMA	Materials Body: Aluminium Optics: PMMA	Matériels Corps: Aluminium Optique: PMMA	Materiales Cuerpo: Aluminio Óptica: PMMA
Alimentazione 230 Vac	Power supply 230 Vac	Alimentation 230 Vac	Alimentación 230 Vac
Versioni On/Off, Phase cut	Versions On/Off, Phase cut	Versions On/Off, Phase cut	Versiones On/Off, Phase cut

Phase cut version only for 9W

bianco
white

nero
black

30°

MINIPERFETTO LKM



Code*	Lighting data	
	Watt	**lm**[1]
748-2693 ...	9	1030
748-1693 ...	12	1391

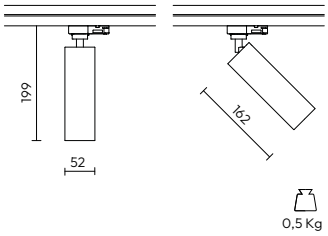

***Complete the code** + (1) + (2) + (3)

(1) **CCT**	(2) **Beam (°)**	(3) **Colour**
C 2700K	**X** 30	**-16** black
B 3000K		**-21** white
A 4000K		

[1] Product real lumen based on CCT at 4000K



Accessories

28-4536-30 Honeycomb

14769 Adattatore per plafone
Ceiling adapter
Adaptateur pour plafonnier
Adaptador para plafón

14768 Adattatore con cartongesso da utilizzare con cod. 14769
Adapter with plasterboard to be used with code 14769
Adaptateur avec plaque de plâtre à utiliser avec le code 14769
Adaptador con cartón yeso para usar con el código 14769

MINIPERFETTO BASE



MINIPERFETTO BASE

Installazione Soffitto-Parete	Installation Ceiling-Wall	Installation Plafond-Mur	Instalación Techo-Pared
Materiali Corpo: Alluminio Ottica: PMMA	Materials Body: Aluminium Optics: PMMA	Matériels Corps: Aluminium Optique: PMMA	Materiales Cuerpo: Aluminio Óptica: PMMA
Alimentazione 230 Vac	Power supply 230 Vac	Alimentation 230 Vac	Alimentación 230 Vac
Versioni Phase-cut, On/Off	Versions Phase-cut, On/Off	Versions Phase-cut, On/Off	Versiones Phase-cut, On/Off

bianco
white

nero
black

24°
45°

MINIPERFETTO BASE PHASE-CUT



Code*	Lighting data	
	Watt	**lm**[1]
748-129 ...	9	1030

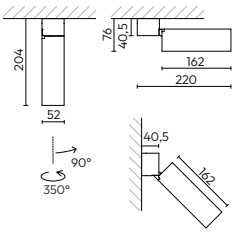

***Complete the code** + (1) + (2) + (3)

(1) **CCT**	(2) **Beam (°)**	(3) **Colour**
C 2700K	**Y** 24	**-16** black
B 3000K	**V** 45	**-21** white
A 4000K		

[1] Product real lumen based on CCT at 4000K





Accessories

28-4536-30 Honeycomb

PERFETTO COMPACT



PERFETTO COMPACT S
p.274



PERFETTO COMPACT BASE
p.276



PERFETTO COMPACT S

IP 20 | 230 VAC | CRI 90 | DALI | 5 YEARS WARRANTY

on request



PERFETTO COMPACT S

Installazione Soffitto	Installation Ceiling	Installation Plafond	Instalación Techo
Materiali Corpo: Alluminio Ottica: PMMA	Materials Body: Aluminium Optics: PMMA	Matériels Corps: Aluminium Optique: PMMA	Materiales Cuerpo: Aluminio Óptica: PMMA
Alimentazione 230 Vac	Power supply 230 Vac	Alimentation 230 Vac	Alimentación 230 Vac
Versioni On/Off, Dali (su richiesta)	Versions On/Off, Dali (on request)	Versions On/Off, Dali (sur demande)	Versiones On/Off, Dali (bajo pedido)

bianco
white

nero
black

20°
29°
42°

PERFETTO COMPACT S



Code*	Lighting data	
	Watt	**lm**[1]
751-219 ...	26	2321

***Complete the code** + (1) + (2) + (3)

(1) **CCT**	(2) **Beam (°)**	(3) **Colour**
C 2700K	**Y** 20	**-16** black
B 3000K	**V** 29	**-21** white
A 4000K	**W** 42	

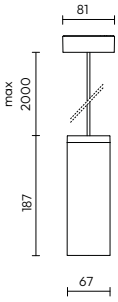

[1] Product real lumen based on CCT at 4000K







Accessories

28-4080-30 Honeycomb

28-9004-30 Snoot

28-3905-47 Schermo di chiusura in termoplastico trasparente
Closing screen in clear thermoplastic material
Écran de fermeture en thermoplastique transparent
Pantalla de cierre en termoplástico transparente

PERFETTO COMPACT BASE

IP 20 | AC DIRECT 220-240V | CRI 90 | DALI | 5 YEARS WARRANTY

on request



PERFETTO COMPACT BASE

Installazione Soffitto-Parete	Installation Ceiling-Wall	Installation Plafond-Mur	Instalación Techo-Pared
Materiali Corpo: Alluminio Ottica: PMMA	Materials Body: Aluminium Optics: PMMA	Matériels Corps: Aluminium Optique: PMMA	Materiales Cuerpo: Aluminio Óptica: PMMA
Alimentazione 220/240 Vac	Power supply 220/240 Vac	Alimentation 220/240 Vac	Alimentación 220/240 Vac
Versioni On/Off, Dali (su richiesta)	Versions On/Off, Dali (on request)	Versions On/Off, Dali (sur demande)	Versiones On/Off, Dali (bajo pedido)

29°

PERFETTO COMPACT BASE



Code*	Lighting data	
	Watt	**lm**[1]
751-221 ...	26	2574

***Complete the code** + (1) + (2) + (3)

(1) **CCT**	(2) **Beam (°)**	(3) **Colour**
C 2700K	**X** 29	**-16** black
B 3000K		**-21** white
A 4000K		

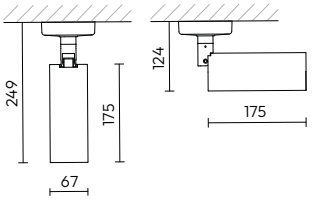

[1] Product real lumen based on CCT at 4000K







Accessories

28-4080-30 Honeycomb

28-9004-30 Snoot

28-3905-47 Schermo di chiusura in termoplastico trasparente
Closing screen in clear thermoplastic material
Écran de fermeture en thermoplastique transparent
Pantalla de cierre en termoplástico transparente

MICRO PERFETTO



MICROPERFETTO 48V
p.280



MICROPERFETTO LKM
p.282



MICROPERFETTO CUPCAKE
p.284



MICROPERFETTO LOW-R
p.286



MICROPERFETTO 48V

IP 20 | 48Vdc | CRI 90 | DALI | 5 YEARS WARRANTY



MICROPERFETTO 48V

Installazione Binario elettrificato	Installation Track system	Installation Rails électrifiés	Instalación Carriles electrificados
Materiali Corpo: Alluminio Ottica: PMMA	Materials Body: Aluminium Optics: PMMA	Matériels Corps: Aluminium Optique: PMMA	Materiales Cuerpo: Aluminio Óptica: PMMA
Alimentazione 48 Vdc	Power supply 48 Vdc	Alimentation 48 Vdc	Alimentación 48 Vdc
Versioni Dali2, PWM	Versions Dali2, PWM	Versions Dali2, PWM	Versiones Dali2, PWM

bianco
white

nero
black

24°
30°
45°

MICROPERFETTO 48V REFLECTOR PWM



Code*	Lighting data	
	Watt	**lm**[1]
754-289 ...	18	1623
754-489 ...	21	1777
754-789 ...	26	1918

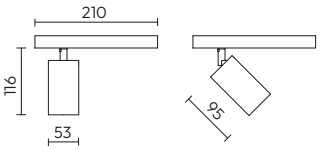

***Complete the code** + (1) + (2) + (3)

(1) **CCT**	(2) **Beam (°)**	(3) **Colour**
C 2700K	**Y** 24	**-16** black
B 3000K	**X** 30	**-21** white
A 4000K	**V** 45	

[1] Product real lumen based on CCT at 4000K

MICROPERFETTO 48V REFLECTOR DALI



Code*	Lighting data	
	Watt	**lm**[1]
754-589 ...	21	1777
754-889 ...	26	1918

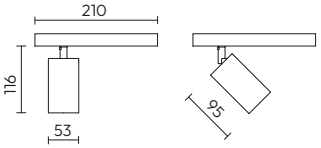

***Complete the code** + (1) + (2) + (3)

(1) **CCT**	(2) **Beam (°)**	(3) **Colour**
C 2700K	**Y** 24	**-16** black
B 3000K	**X** 30	**-21** white
A 4000K	**V** 45	

[1] Product real lumen based on CCT at 4000K

Accessories



28-4139-31 Snoot white

28-4163-30 Honeycomb



28-4073-61 Frosted Glass

28-4073-103 Elliptical spread lens

MICROPERFETTO LKM

IP 20 | 230 VAC | CRI 90 | DALI | 5 YEARS WARRANTY



MICROPERFETTO LKM

Installazione Binario elettrificato	Installation Track system	Installation Rails électrifiés	Instalación Carriles electrificados
Materiali Corpo: Alluminio Ottica: PMMA	Materials Body: Aluminium Optics: PMMA	Matériels Corps: Aluminium Optique: PMMA	Materiales Cuerpo: Aluminio Óptica: PMMA
Alimentazione 230 Vac	Power supply 230 Vac	Alimentation 230 Vac	Alimentación 230 Vac
Versioni Dali2, Phase cut, On/Off	Versions Dali2, Phase cut, On/Off	Versions Dali2, Phase cut, On/Off	Versiones Dali2, Phase cut, On/Off

bianco
white

nero
black

24°
30°
45°

MICROPERFETTO LKM REFLECTOR



Code*	Lighting data	
	Watt	lm[1]
760-169...	26	1918

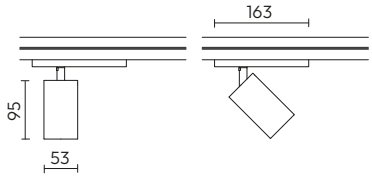

***Complete the code** + (1) + (2) + (3)

(1) **CCT**	(2) **Beam (°)**	(3) **Colour**
C 2700K	**Y** 24	**-16** black
B 3000K	**X** 30	**-21** white
A 4000K	**V** 45	

[1] Product real lumen based on CCT at 4000K

MICROPERFETTO LKM REFLECTOR PHASE CUT



Code*	Lighting data	
	Watt	lm[1]
760-169...	26	1918

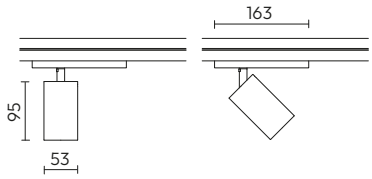

***Complete the code** + (1) + (2) + (3) + (4)

(1) **CCT**	(2) **Beam (°)**	(3) **Control**	(4) **Colour**
C 2700K	**Y** 24	**MD** Phase cut	**-16** black
B 3000K	**X** 30		**-21** white
A 4000K	**V** 45		

[1] Product real lumen based on CCT at 4000K

MICROPERFETTO LKM REFLECTOR DALI



Code*	Lighting data	
	Watt	lm[1]
762-169...	26	1918

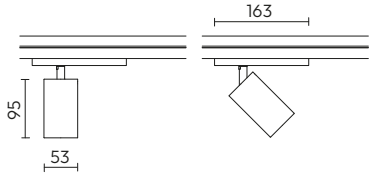

***Complete the code** + (1) + (2) + (3)

(1) **CCT**	(2) **Beam (°)**	(3) **Colour**
C 2700K	**Z** 24	**-16** black
B 3000K	**X** 30	**-21** white
A 4000K	**V** 45	

[1] Product real lumen based on CCT at 4000K

MICROPERFETTO CUPCAKE



MICROPERFETTO CUPCAKE

Installazione Soffitto-Parete	Installation Ceiling-Wall	Installation Plafond-Mur	Instalación Techo-Pared
Materiali Corpo: Alluminio Ottica: PMMA	Materials Body: Aluminium Optics: PMMA	Matériels Corps: Aluminium Optique: PMMA	Materiales Cuerpo: Aluminio Óptica: PMMA
Alimentazione 270/350/500 mA	Power supply 270/350/500 mA	Alimentation 270/350/500 mA	Alimentación 270/350/500 mA
Versioni Dali2, Phase cut, Wireless, On/Off	Versions Dali2, Phase cut, Wireless, On/Off	Versions Dali2, Phase cut, Wireless, On/Off	Versiones Dali2, Phase cut, Wireless, On/Off

bianco
white

nero
black

16°
30°
45°

MICROPERFETTO CUPCAKE



Code*	Lighting data		
	Watt	mA	lm[1]
758-679 ...	18	500	1652

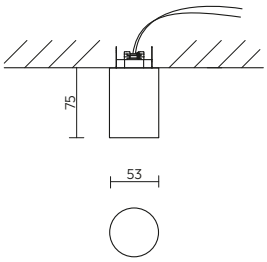

***Complete the code** + (1) + (2) + (3) + (4)

(1) **CCT**	(2) **Beam (°)**	(3) **Control**[2]	(4) **Colour**
C 2700K	**Z** 16	**N**	**-16** black
B 3000K	**X** 30		**-21** white
A 4000K	**V** 45		

[1] Product real lumen based on CCT at 4000K
[2] Driver to be ordered separately



Accessories

81-04049	Output 270mA Phase-cut
81-04020	Output 350mA
81-04010	Output 350mA Phase-cut
81-04003	Output 350mA DALI
81-04090	Output 350mA Wireless Bluetooth
81-04046	Output 500mA
81-04026	Output 500mA DALI
81-04092	Output 500mA Wireless Bluetooth





28-4163-30	Honeycomb
28-4073-61	Frosted Glass
28-4073-103	Elliptical spread lens

MICROPERFETTO LOW-R



MICROPERFETTO LOW-R

Installazione Soffitto-Parete	Installation Ceiling-Wall	Installation Plafond-Mur	Instalación Techo-Pared
Materiali Corpo: Alluminio Ottica: PMMA	Materials Body: Aluminium Optics: PMMA	Matériels Corps: Aluminium Optique: PMMA	Materiales Cuerpo: Aluminio Óptica: PMMA
Alimentazione 250/350/500 mA	Power supply 250/350/500 mA	Alimentation 250/350/500 mA	Alimentación 250/350/500 mA
Versioni Dali2, 1/10V, Push, Phase cut	Versions Dali2, 1/10V, Push, Phase cut	Versions Dali2, 1/10V, Push, Phase cut	Versiones Dali2, 1/10V, Push, Phase cut

bianco
white

nero
black

16°
30°

MICROPERFETTO LOW-R 16°



Code*	Lighting data		
	Watt	**mA**	**lm**[1]
756-679 ...	9	250	756
	12	350	1050
	18	500	1436

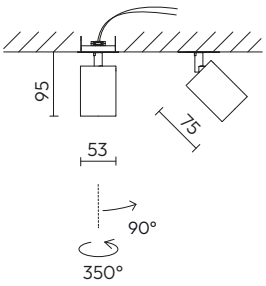

***Complete the code** + (1) + (2) + (3)

(1) **CCT**	(2) **Beam (°)**	(3) **Control**[2]
C 2700K	**Z** 16	**N**
B 3000K		

[1] Product real lumen based on CCT at 3000K
[2] Driver to be ordered separately

MICROPERFETTO LOW-R 30°



Code*	Lighting data			
	Watt	**mA**	**lm**[1]	**Beam (°)**
756-679 ...	9	250	756	30°
	12	350	1050	30°
	18	500	1436	30°

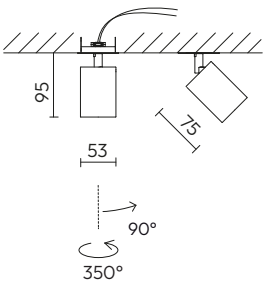

***Complete the code** + (1) + (2)

(1) **CCT**	(2) **Control**[2]
C 2700K	**N**
B 3000K	

[1] Product real lumen based on CCT at 3000K
[2] Driver to be ordered separately



Accessories

81-04009	Output 10W 250mA
81-04010	Output 15W 350mA Phase cut
81-04003	Output 20W 350mA DALI
81-04011	Output 23W 500mA
81-04002	Output 20 W 500mA DALI/1-10V/Push

MICRO PERFETTO LARGE



MICROPERFETTO
LARGE R
p.290



MICROPERFETTO
LARGE BASE ZOOM
p.290



MICROPERFETTO
LARGE LKM
p.292


KELLY HOPPEN DESIGN MASTERCLASS

MICROPERFETTO LARGE





MICROPERFETTO LARGE R

MICROPERFETTO LARGE BASE ZOOM

Installazione Soffitto-Parete	Installation Ceiling-Wall	Installation Plafond-Mur	Instalación Techo-Pared
Materiali Corpo: Alluminio Ottica: PMMA	Materials Body: Aluminium Optics: PMMA	Matériels Corps: Aluminium Optique: PMMA	Materiales Cuerpo: Aluminio Óptica: PMMA
Alimentazione 300/500/700/800 mA	Power supply 300/500/700/800 mA	Alimentation 300/500/700/800 mA	Alimentación 300/500/700/800 mA
Versioni Dali2, Wireless, On/Off, 1/10V	Versions Dali2, Wireless, On/Off, 1/10V	Versions Dali2, Wireless, On/Off, 1/10V	Versiones Dali2, Wireless, On/Off, 1/10V

bianco
white

nero
black

LARGE R

21°
30°

ZOOM

13° to 47°

MICROPERFETTO LARGE R



Code*	Lighting data		
	Watt	**mA**	**lm**[1]
785-279 ...	17	500	2006
	25	700	2702
	29	800	3031

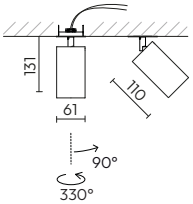

***Complete the code** + (1) + (2) + (3) + (4)

(1) **CCT**	(2) **Beam (°)**	(3) **Control**[2]	(4) **Colour**
C 2700K	**Z** 21	**N**	**-16** black
B 3000K	**X** 30		**-21** white
A 4000K			

[1] Product real lumen based on CCT at 4000K
[2] Driver to be ordered separately

MICROPERFETTO LARGE R ZOOM



Code*	Lighting data			
	Watt	**mA**	**lm**[1]	**Beam (°)**
784-179 ...	18,5	500	1206	13° to 47°

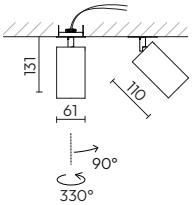

***Complete the code** + (1) + (2) + (3)

(1) **CCT**	(2) **Control**[2]	(3) **Colour**
C 2700K	**N**	**-16** black
B 3000K		**-21** white
A 4000K		

[1] Product real lumen based on CCT at 4000K
[2] Driver to be ordered separately

MICROPERFETTO LARGE BASE ZOOM



Code*	Lighting data			
	Watt	**mA**	**lm**[1]	**Beam (°)**
784-129 ...	18,5	500	1216	13° to 47°

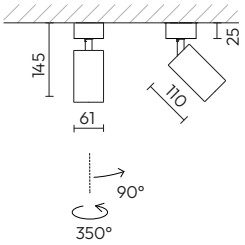

***Complete the code** + (1) + (2) + (3)

(1) **CCT**	(2) **Control**[2]	(3) **Colour**
C 2700K	**N**	**-16** black
B 3000K		**-21** white
A 4000K		

[1] Product real lumen based on CCT at 4000K
[2] Driver to be ordered separately

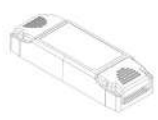

Accessories

81-04011	Output 500mA
81-04002	Output 500mA DALI
81-04092	Output 500mA Wireless Bluetooth

only for Microperfetto Large R

81-04067	Output 700mA DALI
81-04068	Output 300mA 1-10V
81-04069	Output 800mA
81-04070	Output 800mA DALI
81-04071	Output 800mA 1-10V

MICROPERFETTO LARGE LKM

IP 20 | 230 VAC | CRI 90 | DALI | 5 YEARS WARRANTY



MICROPERFETTO LARGE LKM

Installazione Binario elettrificato	Installation Track system	Installation Rails électrifiés	Instalación Carriles electrificados
Materiali Corpo: Alluminio Ottica: Policarbonato	Materials Body: Aluminium Optics: Polycarbonate	Matériels Corps: Aluminium Optique: Polycarbonate	Materiales Cuerpo: Aluminio Óptica: Policarbonato
Alimentazione 230 Vac	Power supply 230 Vac	Alimentation 230 Vac	Alimentación 230 Vac
Versioni Dali2, On/Off	Versions Dali2, On/Off	Versions Dali2, On/Off	Versiones Dali2, On/Off

bianco
white

nero
black

12°
24°
36°
50°

MICROPERFETTO LARGE LKM LENS



Code*	Lighting data	
	Watt	lm[1]
774-169 ...	18,5	1560
774-369 ...	25	2638
774-269 ...	29	2959

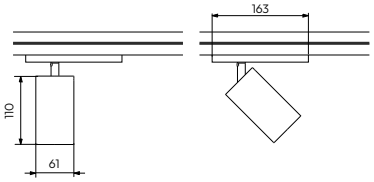

***Complete the code** + (1) + (2) + (3)

(1) **CCT**	(2) **Beam (°)**	(3) **Colour**
C 2700K	**Z** 12	**-16** black
B 3000K	**Y** 24	**-21** white
A 4000K	**W** 36	
	V 50	

[1] Product real lumen based on CCT at 4000K

MICROPERFETTO LARGE LKM DALI



Code*	Lighting data	
	Watt	lm[1]
774-169 ...	18,5	1560
774-369 ...	25	2638
774-269 ...	29	2959

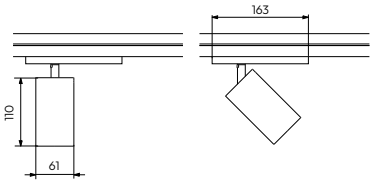

***Complete the code** + (1) + (2) + (3) + (4)

(1) **CCT**	(2) **Beam (°)**	(3) **Control**	(4) **Colour**
C 2700K	**Z** 12	**DD** Dali	**-16** black
B 3000K	**Y** 24		**-21** white
A 4000K	**W** 36		
	V 50		

[1] Product real lumen based on CCT at 4000K



Accessories

28-4535-30 Honeycomb



28-4534-47 Prismatic spread lens

PERFETTO PURO



PERFETTO PURO
LKM
p.296



PERFETTO PURO
LKM ZOOM
p.299



PERFETTO PURO
LKM POWER
p.299



PERFETTO PURO

IP 20 | 230 VAC | CRI 90 | DALI | 5 YEARS WARRANTY



PERFETTO PURO LKM



PERFETTO PURO LKM ZOOM



PERFETTO PURO POWER LKM

Installazione Binario elettrificato	Installation Track system	Installation Rails électrifiés	Instalación Carriles electrificados
Materiali Corpo: Alluminio Ottica: Policarbonato	Materials Body: Aluminium Optics: Polycarbonate	Matériels Corps: Aluminium Optique: Polycarbonate	Materiales Cuerpo: Aluminio Óptica: Policarbonato
Alimentazione 230 Vac	Power supply 230 Vac	Alimentation 230 Vac	Alimentación 230 Vac
Versioni Dali2, On/Off	Versions Dali2, On/Off	Versions Dali2, On/Off	Versiones Dali2, On/Off

bianco
white

nero
black

LENS

20°
24°
38°
58°

REFLECTOR & PURO POWER

17°
30°
55°
70°

PERFETTO PURO LKM Lens



Code*	Lighting data	
	Watt	lm[1]
800-469 ...	17	2176
800-369 ...	25	2967
800-069 ...	32	3692
800-269 ...	37	4316

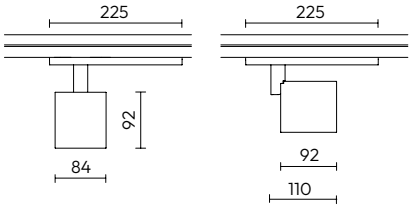

***Complete the code** + (1) + (2) + (3)

(1) **CCT**	(2) **Beam (°)**	(3) **Colour**
C 2700K	**Z** 20	**-16** black
B 3000K	**Y** 24	**-21** white
A 4000K	**W** 38	
	V 58	

[1] Product real lumen based on CCT at 4000K

PERFETTO PURO LKM LENS DALI



Code*	Lighting data	
	Watt	lm[1]
800-469 ...	17	2176
800-369 ...	25	2967
800-069 ...	32	3692
800-269 ...	37	4316

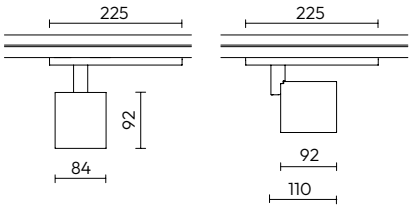

***Complete the code** + (1) + (2) + (3) + (4)

(1) **CCT**	(2) **Beam (°)**	(3) **Control**	(4) **Colour**
C 2700K	**Z** 20	**DD** Dali	**-16** black
B 3000K	**Y** 24		**-21** white
A 4000K	**W** 38		
	V 58		

[1] Product real lumen based on CCT at 4000K





Accessories

28-4896-30 Honeycomb

28-3957-30 Snoot

PERFETTO PURO LKM Reflector



Code*	Lighting data	
	Watt	lm[1]
770-469 ...	17	2540
770-369 ...	25	3078
770-069 ...	32	3852
770-269 ...	37	4556

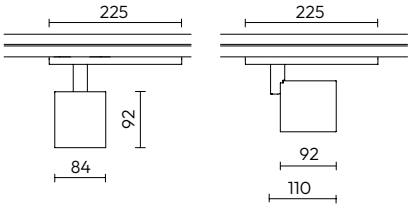

***Complete the code** + (1) + (2) + (3)

(1) **CCT**	(2) **Beam (°)**	(3) **Colour**
C 2700K	**Z** 17	**-16** black
B 3000K	**X** 30	**-21** white
A 4000K	**V** 55	
	T 70	

[1] Product real lumen based on CCT at 4000K

PERFETTO PURO LKM DALI Reflector



Code*	Lighting data	
	Watt	lm[1]
772-469 ...	17	2540
772-369 ...	25	3078
772-069 ...	32	3852
772-269 ...	37	4556

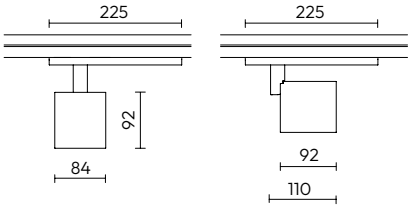

***Complete the code** + (1) + (2) + (3)

(1) **CCT**	(2) **Beam (°)**	(3) **Colour**
C 2700K	**Z** 17	**-16** black
B 3000K	**X** 30	**-21** white
A 4000K	**V** 55	
	T 70	

[1] Product real lumen based on CCT at 4000K





Accessories

28-3959-30 Honeycomb

28-3957-30 Snoot

PERFETTO PURO LKM ZOOM MULTIPOWER



Code*	Lighting data		
	Watt[2]	Im[1]	Beam (°)
709-369 ...	from 13 to 29	3047	13°-49°

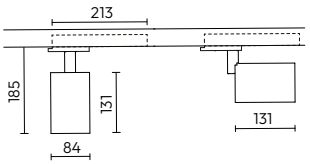

***Complete the code** + (1) + (2)

(1) **CCT**	(2) **Colour**
C 2700K	**-16** black
B 3000K	**-21** white
A 4000K	

[1] Product real lumen based on CCT at 4000K

[2]The group of switches Dip Switch allows the selection of different steps of wattage **(13-15-17-19-21-23-25-27-29W)**

PERFETTO PURO LKM ZOOM DALI



Code*	Lighting data		
	Watt	Im[1]	Beam (°)
710-369 ...	32,5	3047	13°-49°

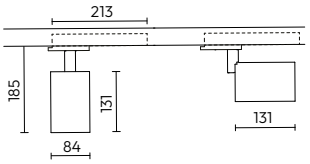

***Complete the code** + (1) + (2)

(1) **CCT**	(2) **Colour**
C 2700K	**-16** black
B 3000K	**-21** white
A 4000K	

[1] Product real lumen based on CCT at 4000K

PERFETTO PURO POWER LKM



Code*	Lighting data	
	Watt	Im[1]
769-369 ...	48,3	7375

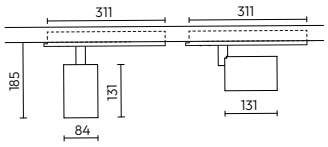

***Complete the code** + (1) + (2) + (3)

(1) **CCT**	(2) **Beam (°)**	(3) **Colour**
C 2700K	**Y** 17	**-16** black
B 3000K	**X** 30	**-21** white
A 4000K	**V** 55	
	T 70	

[1] Product real lumen based on CCT at 4000K

ivela elcom

ZITO



Progettato per ambienti retail e spazi commerciali di grandi dimensioni, ZITO combina un design ultrasottile con un'inclinazione asimmetrica della sorgente luminosa, ideale per l'illuminazione verticale e il wall washing. Nella versione 2.0, la sorgente può essere inclinata fino a 30°, sia individualmente che simultaneamente, offrendo la massima flessibilità progettuale. Il sistema ottico avanzato garantisce una distribuzione uniforme della luce su scaffali, espositori e superfici verticali, valorizzando al meglio i prodotti esposti.
Con una lunghezza di 1500 mm e una potenza massima di 50W, ZITO assicura prestazioni elevate riducendo il numero di corpi illuminanti necessari. Il risultato è un'illuminazione efficiente, omogenea e a basso consumo, che consente un notevole risparmio energetico e una gestione ottimizzata dei costi.

Designed for retail and large commercial spaces, ZITO combines an ultra-slim design with an asymmetric tilt of the light source, making it ideal for vertical illumination and wall washing. In its 2.0 version, the light source can be tilted up to 30°, either individually or simultaneously, offering maximum design flexibility. The advanced optical system ensures uniform light distribution across shelves, displays, and vertical surfaces, effectively enhancing product visibility. With a length of 1500 mm and a maximum output of 50W, ZITO delivers high performance while reducing the number of fixtures required. The result is efficient, homogeneous lighting with lower energy consumption and optimized cost management.

Conçu pour le retail et les grands espaces commerciaux, ZITO associe un design ultra-fin à une inclinaison asymétrique de la source lumineuse, idéale pour l'éclairage vertical et le wall washing. Dans sa version 2.0, la source lumineuse peut être inclinée jusqu'à 30°, de manière individuelle ou simultanée, offrant une flexibilité maximale en matière de conception. Son système optique avancé garantit une répartition homogène de la lumière sur les étagères, les présentoirs et les surfaces verticales, mettant en valeur les produits exposés. Avec une longueur de 1500 mm et une puissance maximale de 50W, ZITO assure des performances élevées tout en réduisant le nombre de luminaires nécessaires. Le résultat : un éclairage efficace, uniforme et à faible consommation d'énergie, pour une gestion optimisée des coûts.

Diseñado para el retail y grandes espacios comerciales, ZITO combina un diseño ultrafino con una inclinación asimétrica de la fuente de luz, ideal para la iluminación vertical y el wall washing. En su versión 2.0, la fuente luminosa puede inclinarse hasta 30°, de forma individual o simultánea, ofreciendo la máxima flexibilidad de diseño. Su avanzado sistema óptico garantiza una distribución uniforme de la luz sobre estanterías, expositores y superficies verticales, realzando la visibilidad de los productos. Con una longitud de 1500 mm y una potencia máxima de 50W, ZITO ofrece un alto rendimiento reduciendo la cantidad de luminarias necesarias. El resultado es una iluminación eficiente, homogénea y de bajo consumo energético, lo que permite una gestión optimizada de los costes.



ivela
elcom

ZITO



ZITO 1.0 p.304

Una sorgente luminosa oscillante.
One light adjustable source.
Une source lumineuse orientable.
Una fuente luminosa orientable.



ZITO 2.0 p.304

Due sorgenti luminose oscillanti simmetricamente.
Two symmetrical light adjustable sources.
Deux sources lumineuses oscillant symétriquement.
Dos fuentes luminosas oscilantes simétricamente.

FEATURES

REALIZZAZIONE **LINEA CONTINUA**
Continuous line configuration





ZITO 1.0

ORIENTABILITÀ SINGOLA E DOPPIA
Single and double adjustability



ZITO 2.0



ZITO 2.0

POTENZA SELEZIONABILE
(35-40-45-50W)
Multi-power

UGR <19

FLUSSO 7500 lm
Flux
EFFICIENZA 150lm/W
Efficiency

ZITO

IP 20 | CRI 90 | 5 YEARS WARRANTY | AC DIRECT 220-240V | DALI



1.0



2.0

Installazione Binario elettrificato	Installation Track system	Installation Rails électrifiés	Instalación Carriles electrificados
Materiali Corpo: Alluminio Ottica: PMMA	Materials Body: Aluminium Optics: PMMA	Matériels Corps: Aluminium Optique: PMMA	Materiales Cuerpo: Aluminio Óptica: PMMA
Alimentazione 220/240 Vac	Power supply 220/240 Vac	Alimentation 220/240 Vac	Alimentación 220/240 Vac
Versioni DALI; Multi-power (35-40-45-50W)	Versions DALI; Multi-power (35-40-45-50W)	Versions DALI ; Multi-power (35-40-45-50W)	Versiones DALI; Multi-power (35-40-45-50W)

bianco
white

nero (su richiesta)
black (on request)

1.0

30°
60°
90°

2.0

20°x90°

ZITO 1.0



Code*	Lighting data	
ZITO1A - ...	Watt	Im[1]
	50	7500

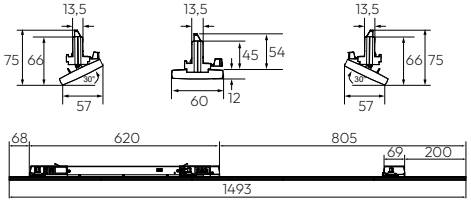

***Complete the code** + (1) + (2) + (3) + (4)

(1) **Beam (°)**	(2) **CCT**	(3) **Length (m)**	(4) **Control**
3 30	**C** 3000K	**L15** 1,5	**DA** DALI
6 60	**N** 4000K		
9 90			

[1] Product real lumen based on CCT at 4000K

ZITO 2.0



Code*	Lighting data	
ZITO2A - ...	Watt	Im[1]
	50	8015

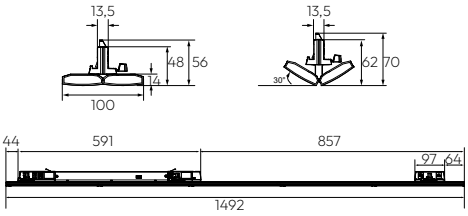

***Complete the code** + (1) + (2) + (3) + (4)

(1) **Beam (°)**	(2) **CCT**	(3) **Length (m)**	(4) **Control**
8 20x90	**C** 3000K	**L15** 1,5	**DA** DALI
	N 4000K		

[1] Product real lumen based on CCT at 4000K





ivela elcom

TRACKS



I binari sono progettati per essere facilmente installati a soffitto, a parete oppure incassati, per l'utilizzo di proiettori o apparecchi a sospensione. La semplicità di installazione degli apparecchi consente di avere impianti di illuminazione facilmente modificabili senza la necessità di interventi tecnici onerosi, così da creare scenari dinamici adattabili ai diversi ambienti.

The tracks are designed for easy installation on ceilings, walls, or recessed, for the use of projectors or pendant luminaires. The simplicity of luminaire installation allows lighting systems to be easily modified without costly technical interventions, enabling the creation of dynamic scenarios adaptable to different environments.

Les rails sont conçus pour une installation facile au plafond, au mur ou en encastré, pour l'utilisation de projecteurs ou de luminaires suspendus. La simplicité d'installation des appareils permet de modifier facilement les systèmes d'éclairage sans interventions techniques coûteuses, offrant ainsi la possibilité de créer des scénarios dynamiques adaptés aux différents environnements.

Los carriles están diseñados para una instalación sencilla en techo, pared o empotrada, para el uso de proyectores o luminarias colgantes. La facilidad de instalación de los equipos permite modificar fácilmente los sistemas de iluminación sin necesidad de intervenciones técnicas costosas, posibilitando la creación de escenarios dinámicos adaptables a diferentes entornos.



TRACKS



LKM SQUARE
p.314



LKM RECESSED
p.317



LKM DALI SQUARE
p.320



LKM DALI RECESSED
p.323



48V
p.326



48V RECESSED
p.329



48V TRACK - WIRING SCHEMES

Prodotti PWM
Regolazione in gruppo
PWM products
Group dimming

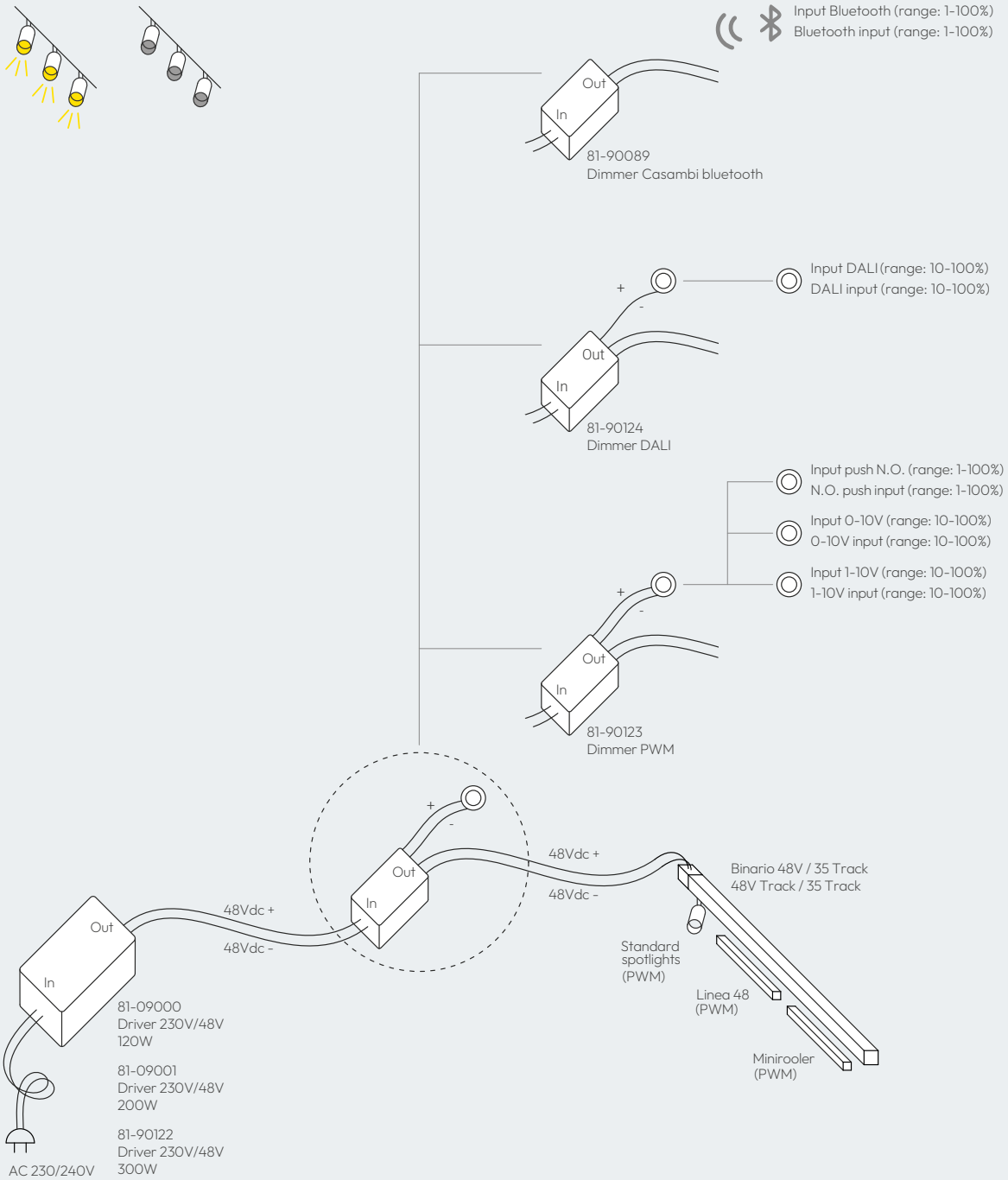

48V TRACK - WIRING SCHEMES

Prodotti DALI
Regolazione indipendente del singolo prodotto
DALI products
Single product indipendent dimming

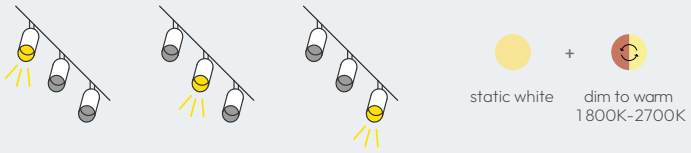

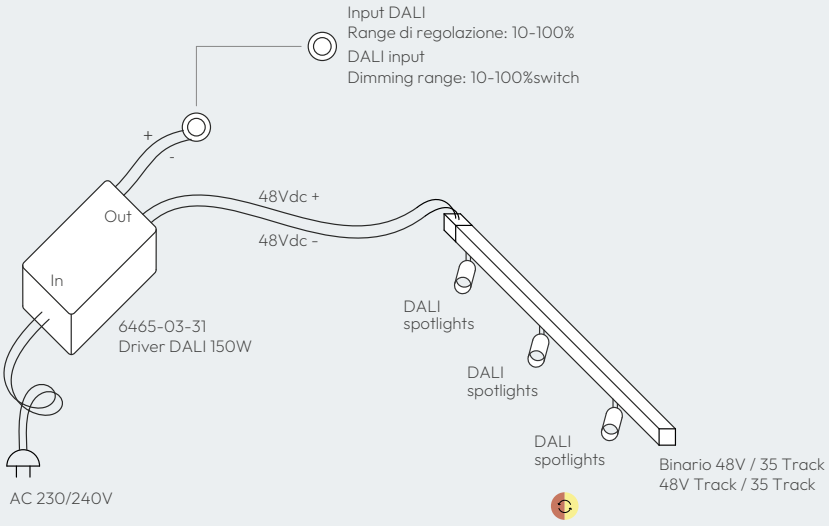

LKM SQUARE THREE-PHASE TRACK

IP 20

AC DIRECT 220-240V

5 YEARS WARRANTY



Code*	*Complete the code + (1) + (2)			
7511-	(1)	**Length (mm)**	(2)	**Colour**
	10	1000	**-42**	Aluminium
	20	2000	**-30**	Black
	30	3000	**-31**	White
	40	4000		

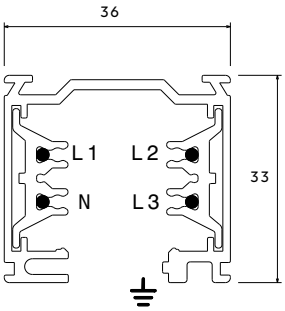

CE 850°

30 31 20

Adapter and live-ends	(1) Code	(2) Colour	
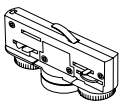	**7600-00**	**-30** **-31** **-20**	Adattatore elettromeccanico 6A (portata 10Kg) Electromechanical adapter 6A (load capacity 10Kg) Adaptateur électromécanique 6A (Charge maximale 10Kg) Adaptador electromecánico 6A (Carga máxima 10Kg)
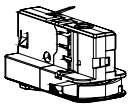	**7558-00**	**-30** **-31** **-20**	Adattatore elettromeccanico 6A (portata 5Kg) Electromechanical adapter 6A (load capacity 5Kg) Adaptateur électromécanique 6A (Charge maximale 5Kg) Adaptador electromecánico 6A (Carga máxima 5Kg)
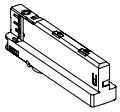	**7557-00**	**-30** **-31** **-20**	Adattatore elettromeccanico con driver elettronico integrato 220/240V 200 - 700mA Electromechanical adapter with integrated electronic driver 220/240V 200 - 700mA Adaptateur électromécanique avec driver électronique intégré 220/240V 200 - 700mA Adaptador electromecánico con driver electrónico integrado 220/240V 200 - 700mA
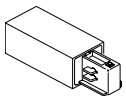	**7652-10**	**-W30** **-W31** **-W20**	Alimentazione destra Right power end feed Alimentation droite Alimentación derecha
	7652-11	**-W30** **-W31** **-W20**	Alimentazione sinistra Left power end feed Alimentation gauche Alimentación izquierda
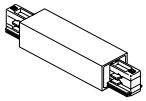	**7653-10**	**-W30** **-W31** **-W20**	Alimentazione centrale e giunto lineare Central power feed and linear joint Alimentation centrale et jonction linéaire Alimentación central y unión lineal

Square LKM accessories	(1) **Code**	(2) **Colour**	30 31 20 52
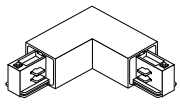	**7655-10**	**-W30** **-W31** **-W20**	Giunto L interno Internal L-joint Jonction en L interne Unión en L interna
	7655-11	**-W30** **-W31** **-W20**	Giunto L esterno External L-joint Jonction en L externe Unión en L externa
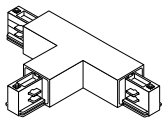	**7656-10**	**-W30** **-W31** **-W20**	Giunto T destro Right T-joint Jonction en T droite Unión en T derecha
	7656-11	**-W30** **-W31** **-W20**	Giunto T sinistro Left T-joint Jonction en T gauche Unión en T izquierda
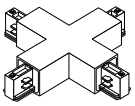	**7657-10**	**-W30** **-W31** **-W20**	Giunto X X-joint Jonction en X Unión en X
	**7658-10**	**-W30** **-W31** **-W20**	Giunto flessibile Flexible joint Jonction flexible Unión flexible
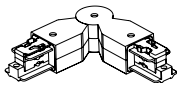	**7660-00**	**-W30** **-W31** **-W20**	Giunto mobile Adjustable joint Jonction mobile Unión móvil
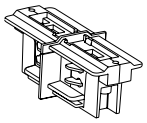	**7604Q-10**	**-W30** **-W31** **-W20**	Giunto lineare elettrificato con contatti e blocco Electrified linear joint with contacts and lock Jonction linéaire électrifiée avec contacts et verrou Unión lineal electrificada con contactos y bloqueo
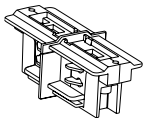	**7654-10**	**-W30** **-W31** **-W20**	Giunto lineare con blocco senza contatti (solo meccanico) Linear joint with lock (mechanical only, without contacts) Jonction linéaire avec verrou (uniquement mécanique, sans contacts) Unión lineal con bloqueo (solo mecánica, sin contactos)
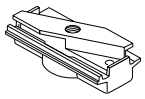	**7625-00**	**-30** **-31** **-52**	Adattatore meccanico Mechanical adapter Adaptateur mécanique Adaptador mecánico
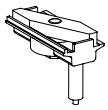	**7618-00**	**-30** **-31** **-52**	Adattatore meccanico con bloccacavo e cavo acciaio (2000 mm) Mechanical adapter with cable lock and steel cable (2000 mm) Adaptateur mécanique avec bloque-câble et câble en acier (2000 mm) Adaptador mecánico con sujeta-cable y cable de acero (2000 mm)
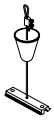	**7606-05**	**-30** **-31**	Kit sospensione con cavo acciaio e piattina 120mm (2000 mm) Suspension kit with steel cable and plate 120mm (2000 mm) Kit de suspension avec câble en acier et platine 120mm (2000 mm) Kit de suspensión con cable de acero y plancha120mm (2000 mm)
	**7606-06**	**-30** **-31**	Kit sospensione con cavo acciaio, piattina 60 mm e bloccacavo automatico (2000 mm) Suspension kit with steel cable, plate 60mm, and automatic cable lock (2000 mm) Kit de suspension avec câble en acier, platine 60mm et bloque-câble automatique (2000 mm) Kit de suspensión con cable de acero, plancha 60mm y sujeta-cable automático (2000 mm)

Square LKM accessories	(1) Code	(2) Colour	
	7606-00	-30 -31	Kit sospensione con cavo acciaio e piattina 60mm (2000 mm) Suspension kit with steel cable and plate 60mm (2000 mm) Kit de suspension avec câble en acier et platine 60mm (2000 mm) Kit de suspensión con cable de acero y plancha 60mm (2000 mm)
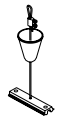	7626-00-00		Kit sospensione con tige e rosone traslucido (1000 mm) Suspension kit with rod and translucent canopy (1000 mm) Kit de suspension avec tige et rosace translucide (1000 mm) Kit de suspensión con varilla y rosetón translúcido (1000 mm)
	7606-06	11XX	Kit sospensione con cavo acciaio, piattina 60mm, bloccacavo automatico e attacco a soffitto cromato (2000 mm) Suspension kit with steel cable, plate 60mm, automatic cable lock, and chrome ceiling mount (2000 mm) Kit de suspension avec câble en acier, platine 60mm, bloque-câble automatique et fixation au plafond chromée (2000 mm) Kit de suspensión con cable de acero, plancha 60mm, sujeta-cable automático y soporte de techo cromado (2000 mm)
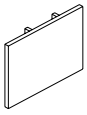	7659-00	-W30 -W31 -W20	Terminale di chiusura End cap Embout de fermeture Terminal de cierre
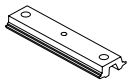	7606-04-00		Piattina (120 mm) Clamp (120 mm) Conducteur plat (120 mm) Conductor plano (120 mm)
	7609-00-00		Raccordo per adattatore elettromeccanico M10x1 M10x1 nut for electromechanical adapter Raccord M10x1 pour adaptateur électromécanique Conector M10x1 para adaptador electromecánico
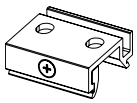	7607-00-00		Kit attacco soffitto Ceiling mounting kit Kit de fixation au plafond Kit de montaje al techo
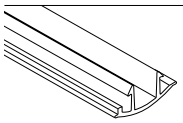	7624-00	-30 -31	Copertura binario Track cover Couvercle de rail Cubierta de carril

CONNECTING DIAGRAM

Yellow line indicates polarity side

Top view

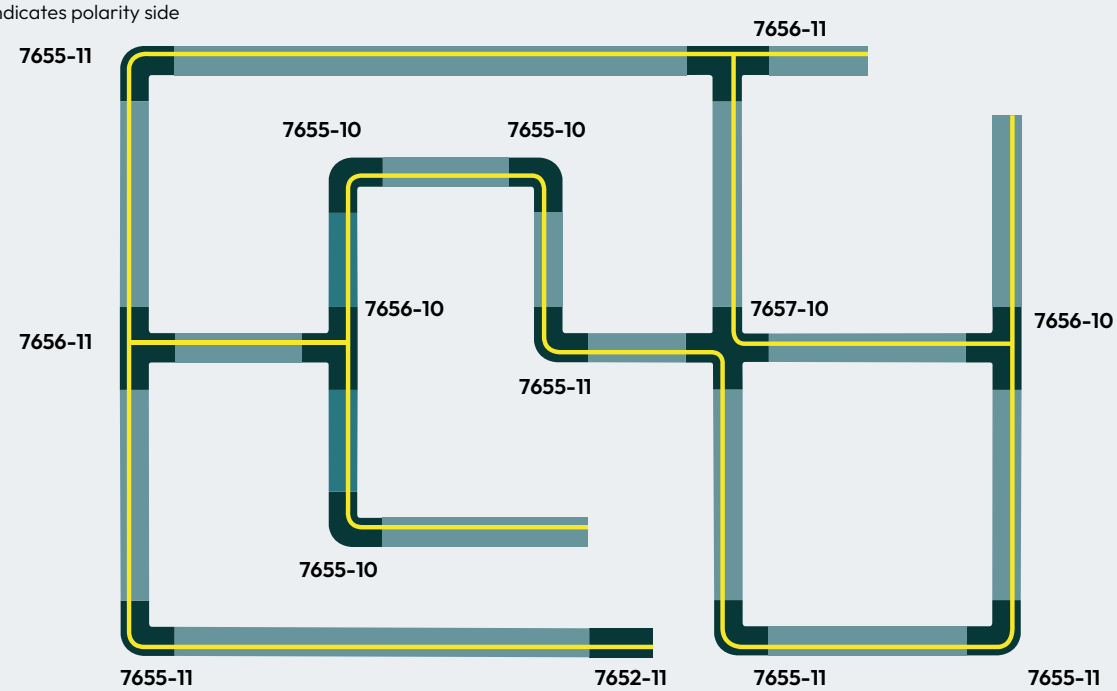

LKM THREE-PHASE RECESSED TRACK

IP 20

AC DIRECT 220-240V

5 YEARS WARRANTY



Code*	*Complete the code + (1) + (2)			
7512-	(1)	**Length (mm)**	(2)	**Colour**
	10	1000	**-30**	Black
	20	2000	**-31**	White
	30	3000		
	40	4000		

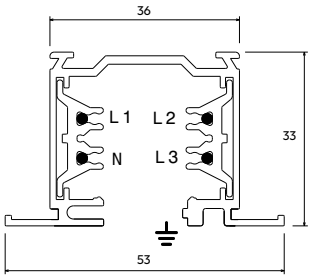

30 | 31

Adapters and live-ends	(1) Code	(2) Colour	
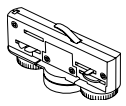	**7600-00**	**-30** **-31**	Adattatore elettromeccanico 6A (portata 10Kg) Electromechanical adapter 6A (load capacity 10Kg) Adaptateur électromécanique 6A (Charge maximale 10Kg) Adaptador electromecánico 6A (Carga máxima 10Kg)
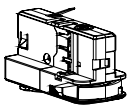	**7558-00**	**-30** **-31**	Adattatore elettromeccanico 6A (portata 5Kg) Electromechanical adapter 6A (load capacity 5Kg) Adaptateur électromécanique 6A (Charge maximale 5Kg) Adaptador electromecánico 6A (Carga máxima 5Kg)
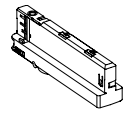	**7557-00**	**-30** **-31**	Adattatore elettromeccanico con driver elettronico integrato 220/240V 200 - 700mA Electromechanical adapter with integrated electronic driver 220/240V 200 - 700mA Adaptateur électromécanique avec driver électronique intégré 220/240V 200 - 700mA Adaptador electromecánico con driver electrónico integrado 220/240V 200 - 700mA
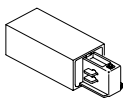	**7652-10**	**-W30** **-W31**	Alimentazione destra Right power end feed Alimentation droite Alimentación derecha
	7652-11	**-W30** **-W31**	Alimentazione sinistra Left power end feed Alimentation gauche Alimentación izquierda
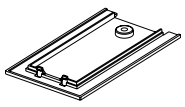	**84-04844**	**-30** **-31**	Copertura alimentazione incasso Recessed power feed cover Couvercle d'alimentation encastrée Cubierta de alimentación empotrada
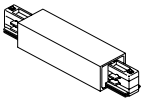	**7653-10**	**-W30** **-W31**	Alimentazione centrale e giunto lineare Central power feed and linear joint Alimentation centrale et jonction linéaire Alimentación central y unión lineal
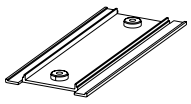	**84-04845**	**-30** **-31**	Copertura alimentazione centrale incasso Recessed central power feed cover Couvercle d'alimentation centrale encastrée Cubierta de alimentación central empotrada

Recessed LKM accessories	(1) **Code**	(2) **Colour**	30 31 20
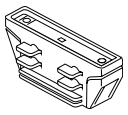	**7604-10**	**-W30** **-W31**	Giunto lineare elettrificato con contatti Electrified linear joint with contacts Jonction linéaire électrifiée avec contacts Unión lineal electrificada con contactos
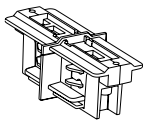	**7654-10**	**-W30** **-W31**	Giunto lineare con blocco senza contatti (*solo meccanico*) Linear joint with lock (*mechanical only, without contacts*) Jonction linéaire avec verrou (*uniquement mécanique, sans contacts*) Unión lineal con bloqueo (*solo mecánica, sin contactos*)
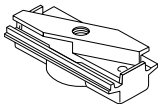	**7625-00**	**-30** **-31**	Adattatore meccanico Mechanical adapter Adaptateur mécanique Adaptador mecánico
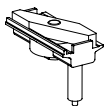	**7618-00**	**-30** **-31**	Adattatore meccanico con bloccacavo e cavo acciaio (2000 mm) Mechanical adapter with cable lock and steel cable (2000 mm) Adaptateur mécanique avec bloque-câble et câble en acier (2000 mm) Adaptador mecánico con sujeta-cable y cable de acero (2000 mm)
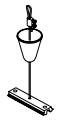	**7606-06**	**-30** **-31**	Kit sospensione con cavo acciaio, piattina 60 mm e bloccacavo automatico (2000 mm) Suspension kit with steel cable, plate 60mm, and automatic cable lock (2000 mm) Kit de suspension avec câble en acier, platine 60mm et bloque-câble automatique (2000 mm) Kit de suspensión con cable de acero, plancha 60mm y sujeta-cable automático (2000 mm)
	**7606-00**	**-30** **-31**	Kit sospensione con cavo acciaio e piattina 60mm (2000 mm) Suspension kit with steel cable and plate 60mm (2000 mm) Kit de suspension avec câble en acier et platine 60mm (2000 mm) Kit de suspensión con cable de acero y plancha 60mm (2000 mm)
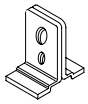	**7664-00-48**		Sospensione per controsoffitto Suspension for false ceiling Suspension pour faux plafond Suspensión para falso techo
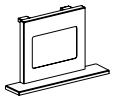	**7659I-00**	**-W30** **-W31**	Terminale di chiusura End cap Embout de fermeture Terminal de cierre
	**7609-00-00**		Raccordo per adattatore elettromeccanico M10x1 M10x1 nut for electromechanical adapter Raccord M10x1 pour adaptateur électromécanique Conector M10x1 para adaptador electromecánico
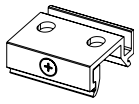	**7607-00-00**		Kit attacco soffitto Ceiling mounting kit Kit de fixation au plafond Kit de montaje al techo
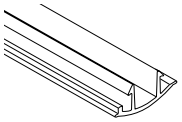	**7624-00**	**-30** **-31**	Copertura binario Track cover Couvercle de rail Cubierta de carril
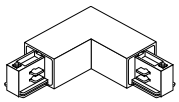	**7655-10**	**-W30** **-W31**	Giunto L interno Internal L-joint Jonction en L interne Unión en L interna
	7655-11	**-W30** **-W31**	Giunto L esterno External L-joint Jonction en L externe Unión en L externa

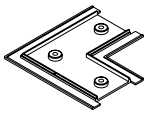	84-04841A	-30 -31	Cover giunto L interno/esterno (*Ordinare unitamente al codice 7655-*) Cover for internal/external L-joint (*To be ordered together with the code 7655-*) Couvercle pour jonction en L interne/externe (*Commander avec le code 7655-*) Cubierta para unión en L interna/externa (*Pedir junto con el código 7655-*)
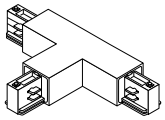	7656-10	-W30 -W31	Giunto T destro Right T-joint Jonction en T droite Unión en T derecha
	7656-11	-W30 -W31	Giunto T sinistro Left T-joint Jonction en T gauche Unión en T izquierda
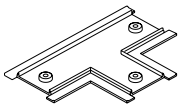	84-04840A	-30 -31	Cover giunto T destro/sinistro (*Ordinare unitamente al codice 7656-*) Cover for right/left T-joint (*To be ordered together with the code 7656-*) Couvercle pour jonction en T droite/gauche (*Commander avec le code 7656-*) Cubierta para unión en T derecha/izquierda (*Pedir junto con el código 7656-*)
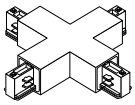	7657-10	-W30 -W31	Giunto X X-joint Jonction en X Unión en X
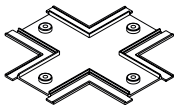	84-04842A	-30 -31	Cover giunto X (*Ordinare unitamente al codice 7657-*) Cover for X-joint (*To be ordered together with the code 7657-*) Couvercle pour jonction en X (*Commander avec le code 7657-*) Cubierta para unión en X (*Pedir junto con el código 7657-*)

CONNECTING DIAGRAM
Yellow line indicates polarity side

Top view

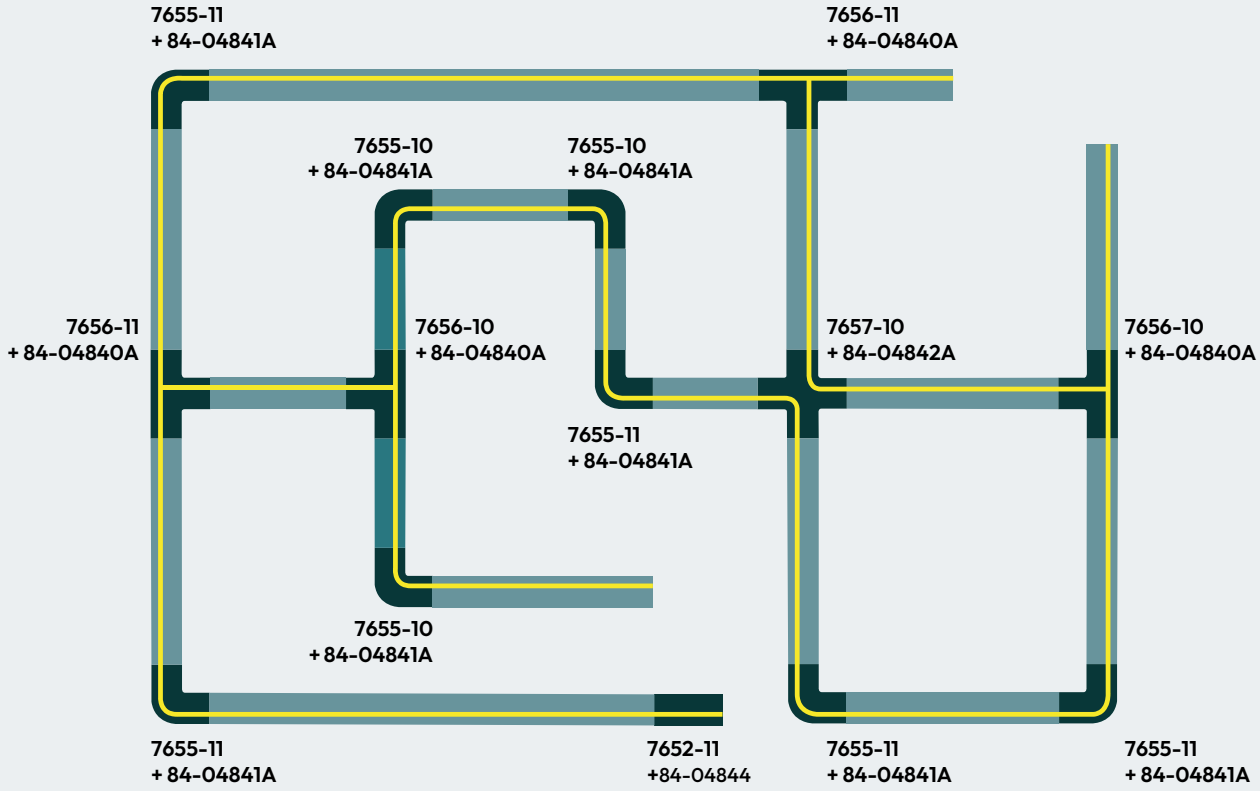

LKM DALI THREE-PHASE SQUARE TRACK

IP 20 | AC DIRECT 220-240V | 5 YEARS WARRANTY



Code*	*Complete the code + (1) + (2)			
7540-	(1)	**Length (mm)**	(2)	**Colour**
	10	1000	**-30**	Black
	20	2000	**-31**	White
	30	3000	**-42**	Aluminium (on request)
	40	4000		

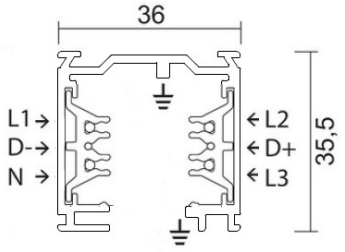

CE 850°

30 31

Adapter and live-ends	(1) Code	(2) Colour	
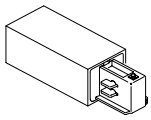	**7541-10**	**-W30** **-W31**	Alimentazione destra Right power end feed Alimentation droite Alimentación derecha
	7541-11	**-W30** **-W31**	Alimentazione sinistra Left power end feed Alimentation gauche Alimentación izquierda
	**7542-10**	**-W30** **-W31**	Alimentazione centrale e giunto lineare Central power feed and linear joint Alimentation centrale et jonction linéaire Alimentación central y unión lineal

Dali square LKM accessories	(1) Code	(2) Colour	
	**7543-10**	**-W30** **-W31**	Giunto L interno Internal L-joint Jonction en L interne Unión en L interna
	7543-11	**-W30** **-W31**	Giunto L esterno External L-joint Jonction en L externe Unión en L externa
	**7606-06**	**11XX**	Kit sospensione con cavo acciaio, piattina 60mm, bloccacavo automatico e attacco a soffitto cromato (2000 mm) Suspension kit with steel cable, plate 60mm, automatic cable lock, and chrome ceiling mount (2000 mm) Kit de suspension avec câble en acier, platine 60mm, bloque-câble automatique et fixation au plafond chromée (2000 mm) Kit de suspensión con cable de acero, plancha 60mm, sujeta-cable automático y soporte de techo cromado (2000 mm)

Dali square LKM accessories	(1) **Code**	(2) **Colour**	
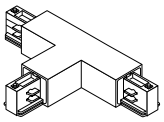	**7544-10**	**-W30** **-W31**	Giunto T destro Right T-joint Jonction en T droite Unión en T derecha
	7544-11	**-W30** **-W31**	Giunto T sinistro Left T-joint Jonction en T gauche Unión en T izquierda
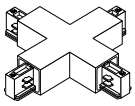	**7545-10**	**-W30** **-W31**	Giunto X X-joint Jonction en X Unión en X
	**7546-10**	**-W30** **-W31**	Giunto flessibile Flexible joint Jonction flexible Unión flexible
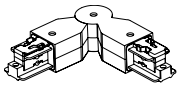	**7547-00**	**-W30** **-W31**	Giunto mobile Adjustable joint Jonction mobile Unión móvil
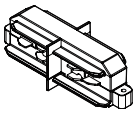	**7548Q-10**	**-W30** **-W31**	Giunto lineare elettrificato con contatti e blocco Electrified linear joint with contacts and lock Jonction linéaire électrifiée avec contacts et verrou Unión lineal electrificada con contactos y bloqueo
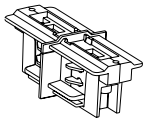	**7549-10**	**-W30** **-W31**	Giunto lineare con blocco senza contatti (solo meccanico) Linear joint with lock (mechanical only, without contacts) Jonction linéaire avec verrou (uniquement mécanique, sans contacts) Unión lineal con bloqueo (solo mecánica, sin contactos)
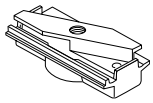	**7625-00**	**-30** **-31**	Adattatore meccanico Mechanical adapter Adaptateur mécanique Adaptador mecánico
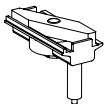	**7618-00**	**-30** **-31**	Adattatore meccanico con bloccacavo e cavo acciaio (2000 mm) Mechanical adapter with cable lock and steel cable (2000 mm) Adaptateur mécanique avec bloque-câble et câble en acier (2000 mm) Adaptador mecánico con sujeta-cable y cable de acero (2000 mm)
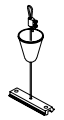	**7606-05**	**-30** **-31**	Kit sospensione con cavo acciaio e piattina 120mm (2000 mm) Suspension kit with steel cable and plate 120mm (2000 mm) Kit de suspension avec câble en acier et platine 120mm (2000 mm) Kit de suspensión con cable de acero y plancha 120mm (2000 mm)
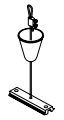	**7606-06**	**-30** **-31**	Kit sospensione con cavo acciaio, piattina 60 mm e bloccacavo automatico (2000 mm) Suspension kit with steel cable, plate 60mm, and automatic cable lock (2000 mm) Kit de suspension avec câble en acier, platine 60mm et bloque-câble automatique (2000 mm) Kit de suspensión con cable de acero, plancha 60mm y sujeta-cable automático (2000 mm)
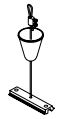	**7606-00**	**-30** **-31**	Kit sospensione con cavo acciaio e piattina 60mm (2000 mm) Suspension kit with steel cable and plate 60mm (2000 mm) Kit de suspension avec câble en acier et platine 60mm (2000 mm) Kit de suspensión con cable de acero y plancha 60mm (2000 mm)
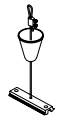	**7626-00-00**		Kit sospensione con tige e rosone traslucido (1000 mm) Suspension kit with rod and translucent canopy (1000 mm) Kit de suspension avec tige et rosace translucide (1000 mm) Kit de suspensión con varilla y rosetón translúcido (1000 mm)

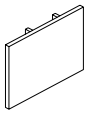	**7659D-00**	**-W30** **-W31**	Terminale di chiusura End cap Embout de fermeture Terminal de cierre
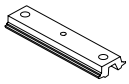	**7606-04-00**		Piattina Flat conductor Conducteur plat Conductor plano
	**7609-00-00**		Raccordo per adattatore elettromeccanico M10x1 M10x1 nut for electromechanical adapter Raccord M10x1 pour adaptateur électromécanique Conector M10x1 para adaptador electromecánico
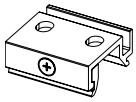	**7607-00-00**		Kit attacco soffitto Ceiling mounting kit Kit de fixation au plafond Kit de montaje al techo
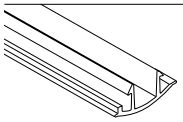	**7624-00**	**-W30** **-W31**	Copertura binario (1000 mm) Track cover (1000 mm) Couvercle de rail (1000 mm) Cubierta de carril (1000 mm)

CONNECTING DIAGRAM
Yellow line indicates polarity side

Top view

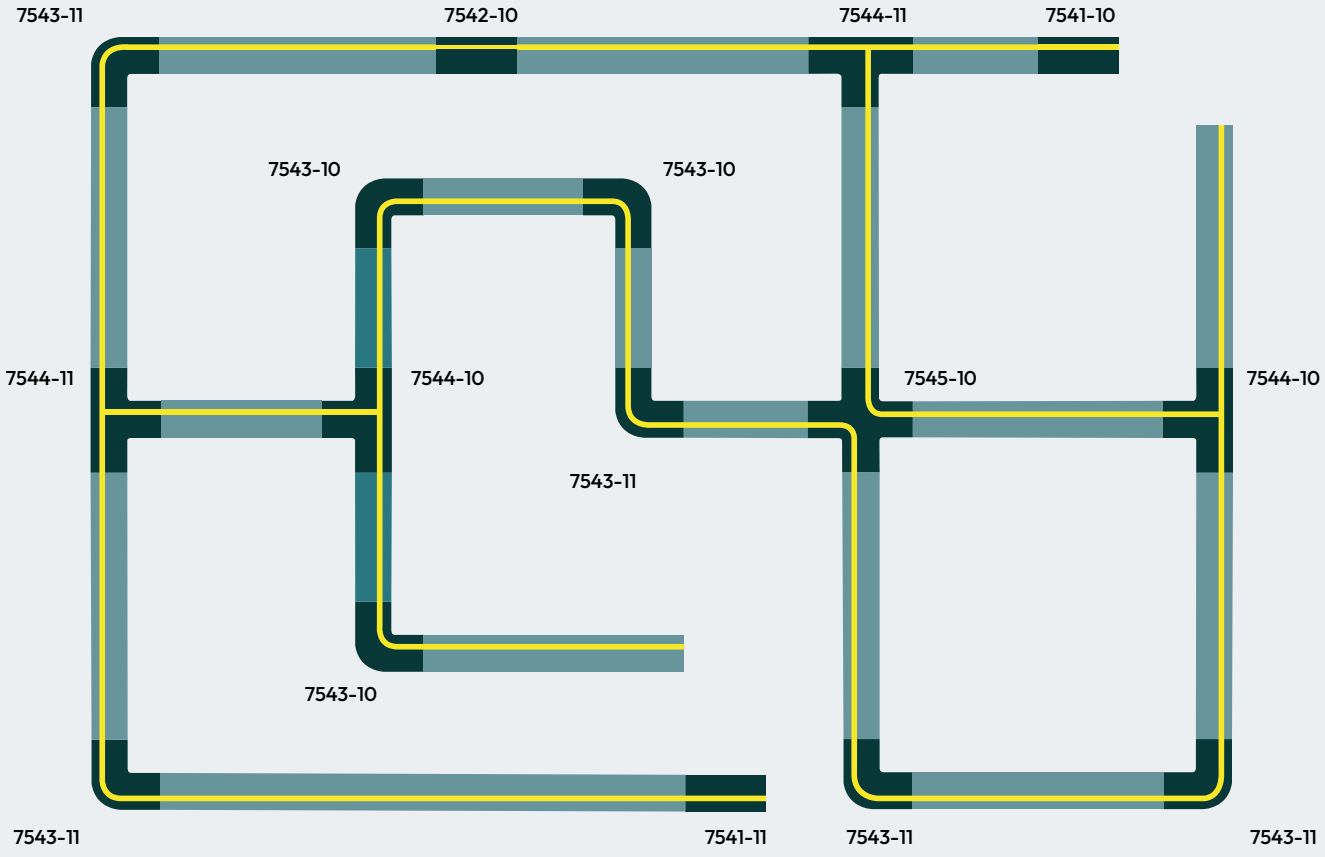

LKM DALI RECESSED TRACK

IP 20

AC DIRECT 220-240V

5 YEARS WARRANTY



Code*	*Complete the code + (1) + (2)			
7560-	(1)	**Length (mm)**	(2)	**Colour**
	10	1000	**-30**	Black
	20	2000	**-31**	White
	30	3000	**-42**	Aluminium (on request)
	40	4000		

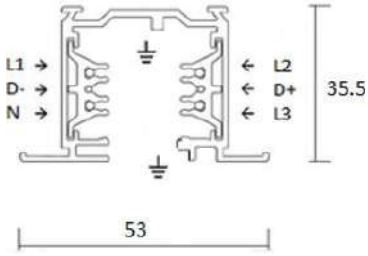

CE 850°

Adapter and live-ends	(1) Code	(2) Colour	
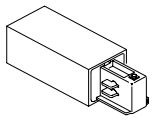	**7561-10**	**-W30** **-W31**	Alimentazione destra Right power feed Alimentation droite Alimentación derecha
	7561-11	**-W30** **-W31**	Alimentazione sinistra Left power feed Alimentation gauche Alimentación izquierda
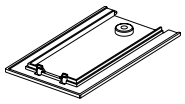	**84-04844**	**-30** **-31**	Copertura alimentazione incasso Recessed power feed cover Couvercle d'alimentation encastrée Cubierta de alimentación empotrada
	**7562-10**	**-W30** **-W31**	Alimentazione centrale e giunto lineare Central power feed and linear joint Alimentation centrale et jonction linéaire Alimentación central y unión lineal
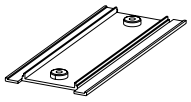	**84-04845**	**-30** **-31**	Copertura alimentazione centrale incasso Recessed central power feed cover Couvercle d'alimentation centrale encastrée Cubierta de alimentación central empotrada

Dali recessed LKM accessories	(1) Code	(2) Colour	
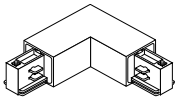	**7543-10**	**-W30** **-W31**	Giunto L interno Internal L-joint Jonction en L interne Unión en L interna
	7543-11	**-W30** **-W31**	Giunto L esterno External L-joint Jonction en L externe Unión en L externa

Dali recessed LKM accessories	(1) **Code**	(2) **Colour**	
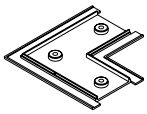	**84-04841A**	**-30** **-31**	Cover giunto L interno/esterno (*Ordinare unitamente al codice 7543-*) Cover for internal/external L-joint (*To be ordered together with the code 7543-*) Couvercle pour jonction en L interne/externe (*Commander aver le code 7543-*) Cubierta para unión en L interna/externa (*Pedir junto con el còdigo 7543-*)
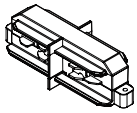	**7548Q-10**	**-W30** **-W31**	Giunto lineare elettrificato con contatti e blocco Electrified linear joint with contacts and lock Jonction linéaire électrifiée avec contacts et verrou Unión lineal electrificada con contactos y bloqueo
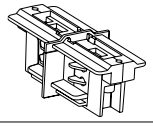	**7549-10**	**-W30** **-W31**	Giunto lineare con blocco senza contatti (*solo meccanico*) Linear joint with lock (*mechanical only, without contacts*) Jonction linéaire avec verrou (*uniquement mécanique, sans contacts*) Unión lineal con bloqueo (*solo mecánica, sin contactos*)
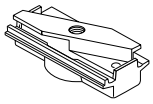	**7625-00**	**-30** **-31**	Adattatore meccanico Mechanical adapter Adaptateur mécanique Adaptador mecánico
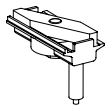	**7618-00**	**-30** **-31**	Adattatore meccanico con bloccacavo e cavo acciaio (2000 mm) Mechanical adapter with cable lock and steel cable (2000 mm) Adaptateur mécanique avec bloque-câble et câble en acier (2000 mm) Adaptador mecánico con sujeta-cable y cable de acero (2000 mm)
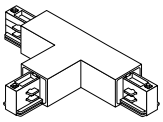	**7544-10**	**-W30** **-W31**	Giunto T destro Right T-joint Jonction en T droite Unión en T derecha
	7544-11	**-W30** **-W31**	Giunto T sinistro Left T-joint Jonction en T gauche Unión en T izquierda
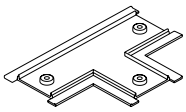	**84-04840A**	**-30** **-31**	Cover giunto T destro/sinistro (*Ordinare unitamente al codice 7544-*) Cover for right/left T-joint (*To be ordered together with the code 7544-*) Couvercle pour jonction en T droite/gauche (*Commander aver le code 7544-*) Cubierta para unión en T derecha/izquierda (*Pedir junto con el còdigo 7544-*)
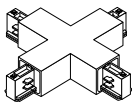	**7545-10**	**-W30** **-W31**	Giunto X X-joint Jonction en X Unión en X
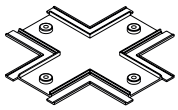	**84-04842A**	**-30** **-31**	Giunto X (*Ordinare unitamente al codice 7545-*) X-joint (*To be ordered together with the code 7545-*) Jonction en X (*Commander aver le code 7545-*) Unión en X (*Pedir junto con el còdigo 7545-*)
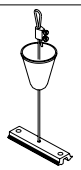	**7606-06**	**-30** **-31**	Kit sospensione con cavo acciaio, piattina 60 mm e bloccacavo automatico (2000 mm) Suspension kit with steel cable, plate 60mm, and automatic cable lock (2000 mm) Kit de suspension avec câble en acier, platine 60mm et bloque-câble automatique (2000 mm) Kit de suspensión con cable de acero, plancha 60mm y sujeta-cable automático (2000 mm)
	**7606-00**	**-30** **-31**	Kit sospensione con cavo acciaio e piattina 60mm (2000 mm) Suspension kit with steel cable and plate 60mm (2000 mm) Kit de suspension avec câble en acier et platine 60mm (2000 mm) Kit de suspensión con cable de acero y plancha 60mm (2000 mm)
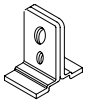	**7664-00-48**		Sospensione per controsoffitto Suspension for false ceiling Suspension pour faux plafond Suspensión para falso techo

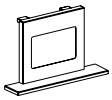	7659ID-00	-W30 -W31	Terminale di chiusura End cap Embout de fermeture Terminal de cierre
	7609-00-00		Raccordo per adattatore elettromeccanico M10x1 M10x1 coupling for electromechanical adapter Raccord M10x1 pour adaptateur électromécanique Conector M10x1 para adaptador electromecánico
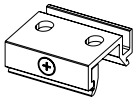	7607-00-00		Kit attacco soffitto Ceiling mounting kit Kit de fixation au plafond Kit de montaje al techo
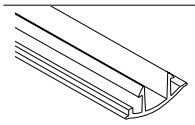	7624-00	-30 -31	Copertura binario (1000 mm) Track cover (1000 mm) Couvercle de rail (1000 mm) Cubierta de carril (1000 mm)

CONNECTING DIAGRAM
Yellow line indicates polarity side

Top view

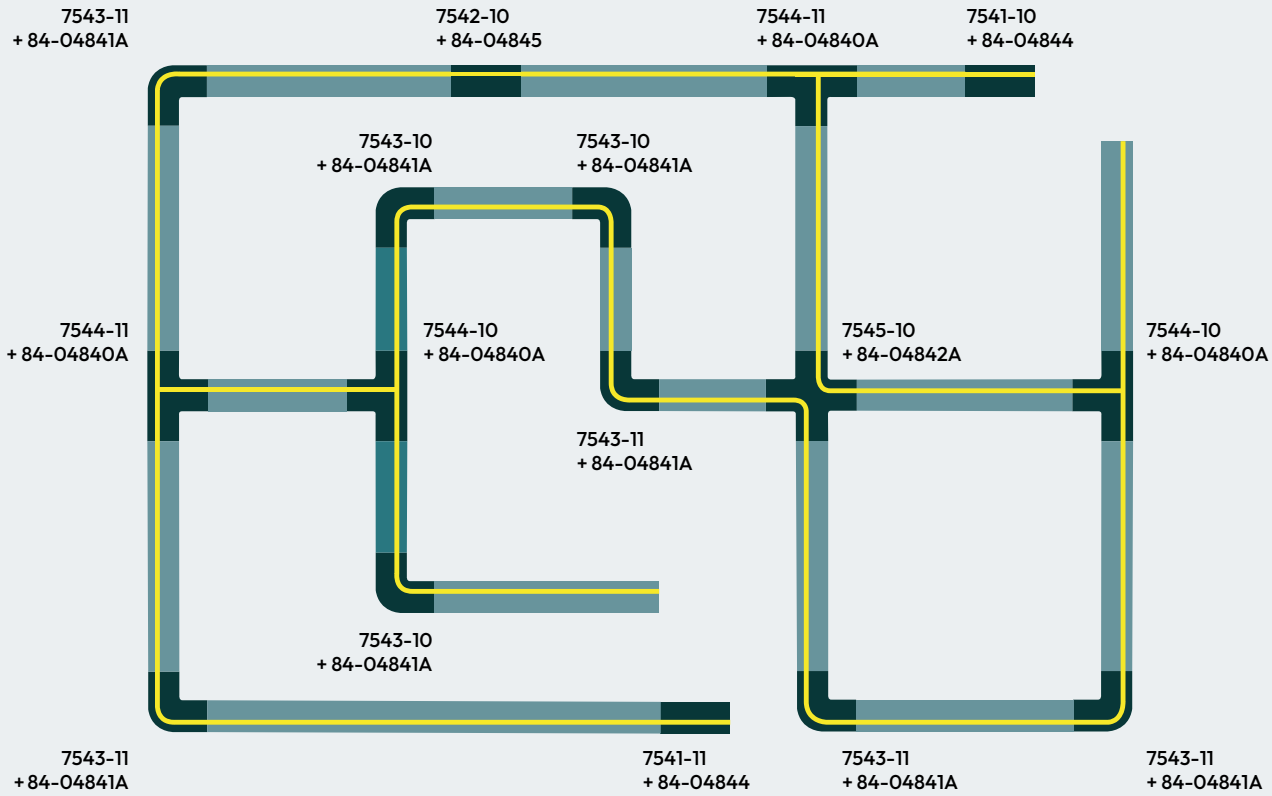

48V DC SQUARE TRACK

IP 20 | 48Vdc | 5 YEARS WARRANTY



Code*	*Complete the code + (1) + (2)			
6445-	(1)	Length (mm)	(2)	Colour
	10	1000	**-16**	Black
	20	2000	**-21**	White
	30	3000		

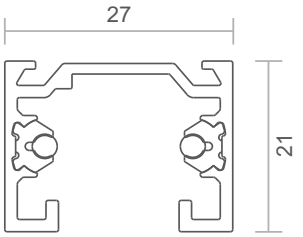

CE 850°

30 31

Adapter and live-ends	(1) Code	(2) Colour	
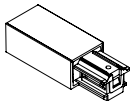	**6451-10**	**-30** **-31**	Alimentazione destra Right power feed Alimentation droite Alimentación derecha
	6451-11	**-30** **-31**	Alimentazione sinistra Left power feed Alimentation gauche Alimentación izquierda
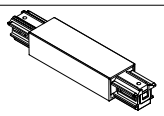	**6452-00**	**-30** **-31**	Alimentazione centrale Central power feed Alimentation centrale Alimentación central
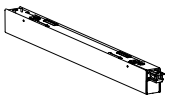	**6503-10**	**-30** **-31**	Alimentazione destra con trasformatore integrato (150W) Right power feed with integrated transformer (150W) Alimentation droite avec transformateur intégré (150W) Alimentación derecha con transformador integrado (150W)
	6503-11	**-30** **-31**	Alimentazione sinistra con trasformatore integrato (150W) Left power feed with integrated transformer (150W) Alimentation gauche avec transformateur intégré (150W) Alimentación izquierda con transformador integrado (150W)
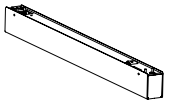	**6506-00**	**-30** **-31**	Alimentazione con trasformatore integrato per binario sospeso (150W) Power feed with integrated transformer for suspended track (150W) Alimentation avec transformateur intégré pour rail suspendu (150W) Alimentación con transformador integrado para carril suspendido (150W)
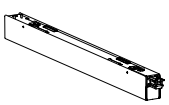	**6504-10**	**-30** **-31**	Alimentazione destra con trasformatore integrato DALI (150W) Right power feed with integrated DALI transformer (150W) Alimentation droite avec transformateur DALI intégré (150W) Alimentación derecha con transformador DALI integrado (150W)
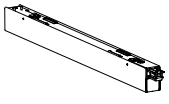	**6504-11**	**-30** **-31**	Alimentazione sinistra con trasformatore integrato DALI (150W) Left power feed with integrated DALI transformer (150W) Alimentation gauche avec transformateur DALI intégré (150W) Alimentación izquierda con transformador DALI integrado (150W)

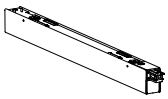	**6507-00**	**-30** **-31**	Alimentazione con trasformatore integrato per binario sospeso DALI (150W) Power feed with integrated DALI transformer for suspended track (150W) Alimentation avec transformateur DALI intégré pour rail suspendu (150W) Alimentación con transformador DALI integrado para carril suspendido (150W)
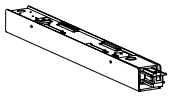	**6505-10**	**-30** **-31**	Alimentazione destra con trasformatore integrato (100W) Right power feed with integrated transformer (100W) Alimentation droite avec transformateur intégré (100W) Alimentación derecha con transformador integrado (100W)
	6505-11	**-30** **-31**	Alimentazione sinistra con trasformatore integrato (100W) Left power feed with integrated transformer (100W) Alimentation gauche avec transformateur intégré (100W) Alimentación izquierda con transformador integrado (100W)
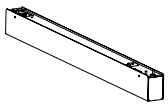	**81-07569**	**-30**	Alimentatore in - track 100W nero Driver in - track 100W black Alimentation in - track 100W noir Alimentació in - track 100W negro

48V DC square track accessories	(1) **Code**	(2) **Colour**	
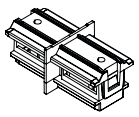	**6453-00**	**-30** **-31**	Giunto lineare Linear joint Jonction linéaire Unión lineal
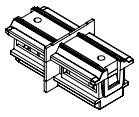	**6454-10**	**-30** **-31**	Giunto lineare senza contatti Linear joint without contacts Jonction linéaire sans contacts Unión lineal sin contactos
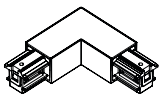	**6455-10**	**-30** **-31**	Giunto L interno Internal L-joint Jonction en L interne Unión en L interna
	6455-11	**-30** **-31**	Giunto L esterno External L-joint Jonction en L externe Unión en L externa
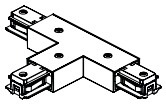	**6464-10**	**-30** **-31**	Giunto T destro Right T-joint Jonction en T droite Unión en T derecha
	6464-11	**-30** **-31**	Giunto T sinistro Left T-joint Jonction en T gauche Unión en T izquierda
	**6456-00**	**-30** **-31**	Giunto flessibile Flexible joint Jonction flexible Unión flexible
	**6458-06**	**-30** **-31**	Kit sospensione con cavo acciaio, piattina e bloccacavo automatico (2000 mm) Suspension kit with steel cable, plate, and automatic cable lock (2000 mm) Kit de suspension avec câble en acier, platine et bloque-câble automatique (2000 mm) Kit de suspensión con cable de acero, plancha y sujeta-cable automático (2000 mm)
	**6458-00**	**-30** **-31**	Kit sospensione con cavo acciaio e piattina Suspension kit with steel cable and plate Kit de suspension avec câble en acier et platine Kit de suspensión con cable de acero y plancha

48V DC square track accessories	(1) **Code**	(2) **Colour**	30 31
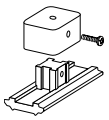	**6459-20**	**-30** **-31**	Kit soffitto/parete a coppia Ceiling/wall mounting kit (pair) Kit de fixation plafond/mur par paire Kit de montaje techo/pared por pareja
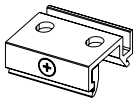	**6463-00-00**		Kit attacco soffitto Ceiling mounting kit Kit de fixation au plafond Kit de montaje al techo
	**6461-00**	**-30** **-31**	Copertura binario (1000 mm) Track cover (1000 mm) Couvercle de rail (1000 mm) Cubierta de carril (1000 mm)
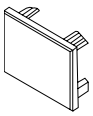	**6460-00**	**-30** **-31**	Chiusura End cap Embout de fermeture Terminal de cierre

48VDC TL square track transformers	**Code**	
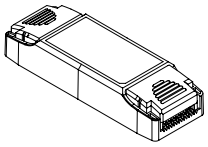	**81-09000**	Trasformatore PWM 120W 230V/48V per uso remoto PWM transformer 120W 230V/48V for remote use Transformateur PWM 120W 230V/48V pour utilisation à distance Transformador PWM 120W 230V/48V para uso remoto
	81-09001	Trasformatore PWM 200W 230V/48V per uso remoto PWM transformer 200W 230V/48V for remote use Transformateur PWM 200W 230V/48V pour utilisation à distance Transformador PWM 200W 230V/48V para uso remoto
	81-90122	Trasformatore PWM 300W 230V/48V per uso remoto PWM transformer 300W 230V/48V for remote use Transformateur PWM 300W 230V/48V pour utilisation à distance Transformador PWM 300W 230V/48V para uso remoto
	6465-03-31	Trasformatore elettronico 150W 220-240V/48VDC DALI per uso remoto Electronic transformer 150W 220–240V/48VDC DALI for remote use Transformateur électronique 150W 220–240V/48VDC DALI pour utilisation à distance Transformador electrónico 150W 220–240V/48VDC DALI para uso remoto

Dimmers and controllers for transformers	**Code**	
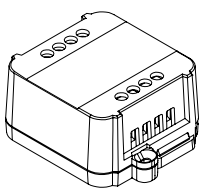	**81-90089**	Dimmer Casambi Bluetooth 48V 4 canali (per trasformatori cod. 81-09000, 81-09001, 81-90122) Casambi Bluetooth dimmer 48V 4 channels (for transformers code 81-09000, 81-09001, 81-90122) Variateur Casambi Bluetooth 48V 4 canaux (pour transformateurs code 81-09000, 81-09001, 81-90122) Regulador Casambi Bluetooth 48V 4 canales (para transformadores código 81-09000, 81-09001, 81-90122)
	81-90124	Dimmer DALI (per trasformatori cod. 81-09000, 81-09001, 81-90122) DALI dimmer (for transformers code 81-09000, 81-09001, 81-90122) Variateur DALI (pour transformateurs code 81-09000, 81-09001, 81-90122) Regulador DALI (para transformadores código 81-09000, 81-09001, 81-90122)
	81-90123	Dimmer PWM (per trasformatori cod. 81-09000, 81-09001, 81-90122) PWM dimmer (for transformers code 81-09000, 81-09001, 81-90122) Variateur PWM (pour transformateurs code 81-09000, 81-09001, 81-90122) Regulador PWM (para transformadores código 81-09000, 81-09001, 81-90122)
	81-90128	Controller Bluetooth DALI (per trasformatore cod. 6465-03-31) Bluetooth DALI controller (for transformer code 6465-03-31) Contrôleur DALI Bluetooth (pour transformateur code 6465-03-31) Controlador DALI Bluetooth (para transformador código 6465-03-31)

48V DC RECESSED TRACK

IP 20 | 48Vdc | 5 YEARS WARRANTY



Code*	*Complete the code + (1) + (2)			
6446-	(1)	**Length (mm)**	(2)	**Colour**
	10	1000	**-30**	Black
	20	2000	**-31**	White
	30	3000		

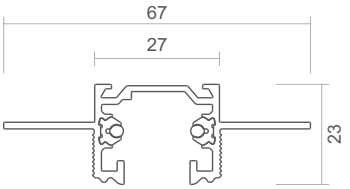

CE 850°

30 | 31

Adapter and live-ends	(1) **Code**	(2) **Colour**	
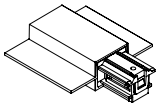	**6480-10**	**-30** **-31**	Alimentazione destra Right power feed Alimentation droite Alimentación derecha
	6480-11	**-30** **-31**	Alimentazione sinistra Left power feed Alimentation gauche Alimentación izquierda
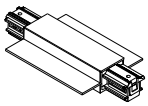	**6481-00**	**-30** **-31**	Alimentazione centrale Central power feed Alimentation centrale Alimentación central

48V DC recessed track accessories	(1) **Code**	(2) **Colour**	
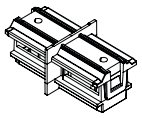	**6453-00**	**-30** **-31**	Giunto lineare Linear joint Jonction linéaire Unión lineal
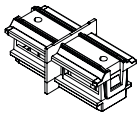	**6454-10**	**-30** **-31**	Giunto lineare senza contatti Linear joint without contacts Jonction linéaire sans contacts Unión lineal sin contactos
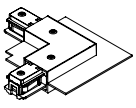	**6484-10**	**-30** **-31**	Giunto L interno Internal L-joint Jonction en L interne Unión en L interna

48V DC recessed track accessories	(1) **Code**	(2) **Colour**	30 31
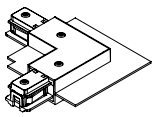	**6484-11**	**-30** **-31**	Giunto L esterno External L-joint Jonction en L externe Unión en L externa
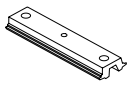	**6457-00-00**		Piattina (obbligatoria per la congiunzione di più binari) Flat conductor (mandatory for connecting multiple tracks) Conducteur plat (obligatoire pour la jonction de plusieurs rails) Conductor plano (obligatorio para la unión de varios carriles)
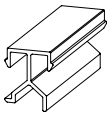	**6461-00**	**-30** **-31**	Copertura binario (1000 mm) Track cover (1000 mm) Couvercle de rail (1000 mm) Cubierta de carril (1000 mm)
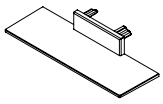	**6483-00**	**-30** **-31**	Chiusura End cap Embout de fermeture Terminal de cierre

48VDC TL recessed track transformers	**Code**	
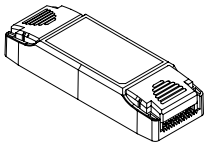	**81-09000**	Trasformatore PWM 120W 230V/48V per uso remoto PWM transformer 120W 230V/48V for remote use Transformateur PWM 120W 230V/48V pour utilisation à distance Transformador PWM 120W 230V/48V para uso remoto
	81-09001	Trasformatore PWM 200W 230V/48V per uso remoto PWM transformer 200W 230V/48V for remote use Transformateur PWM 200W 230V/48V pour utilisation à distance Transformador PWM 200W 230V/48V para uso remoto
	81-90122	Trasformatore PWM 300W 230V/48V per uso remoto PWM transformer 300W 230V/48V for remote use Transformateur PWM 300W 230V/48V pour utilisation à distance Transformador PWM 300W 230V/48V para uso remoto
	6465-03-31	Trasformatore elettronico 150W 220-240V/48VDC DALI per uso remoto Electronic transformer 150W 220–240V/48VDC DALI for remote use Transformateur électronique 150W 220–240V/48VDC DALI pour utilisation à distance Transformador electrónico 150W 220–240V/48VDC DALI para uso remoto

Dimmers and controllers for transformers	**Code**	
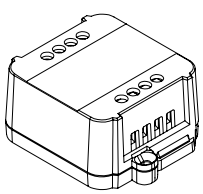	**81-90089**	Dimmer Casambi Bluetooth 48V 4 canali (per trasformatori cod. 81-09000, 81-09001, 81-90122) Casambi Bluetooth dimmer 48V 4 channels (for transformers code 81-09000, 81-09001, 81-90122) Gradateur Casambi Bluetooth 48V à 4 canaux (pour transformateurs réf. 81-09000, 81-09001, 81-90122) Regulador Casambi Bluetooth 48V de 4 canales (para transformadores cód. 81-09000, 81-09001, 81-90122)
	81-90124	Dimmer DALI (per trasformatori cod. 81-09000, 81-09001, 81-90122) DALI dimmer (for transformers code 81-09000, 81-09001, 81-90122) Variateur DALI (pour transformateurs code 81-09000, 81-09001, 81-90122) Regulador DALI (para transformadores código 81-09000, 81-09001, 81-90122)
	81-90123	Dimmer PWM (per trasformatori cod. 81-09000, 81-09001, 81-90122) PWM dimmer (for transformers code 81-09000, 81-09001, 81-90122) Variateur PWM (pour transformateurs code 81-09000, 81-09001, 81-90122) Regulador PWM (para transformadores código 81-09000, 81-09001, 81-90122)
	81-90128	Controller Bluetooth DALI (per trasformatore cod. 6465-03-31) Bluetooth DALI controller (for transformer code 6465-03-31) Contrôleur DALI Bluetooth (pour transformateur code 6465-03-31) Controlador DALI Bluetooth (para transformador código 6465-03-31)

CONNECTING DIAGRAM
Yellow line indicates polarity side

Top view

48V DC SQUARE TRACK

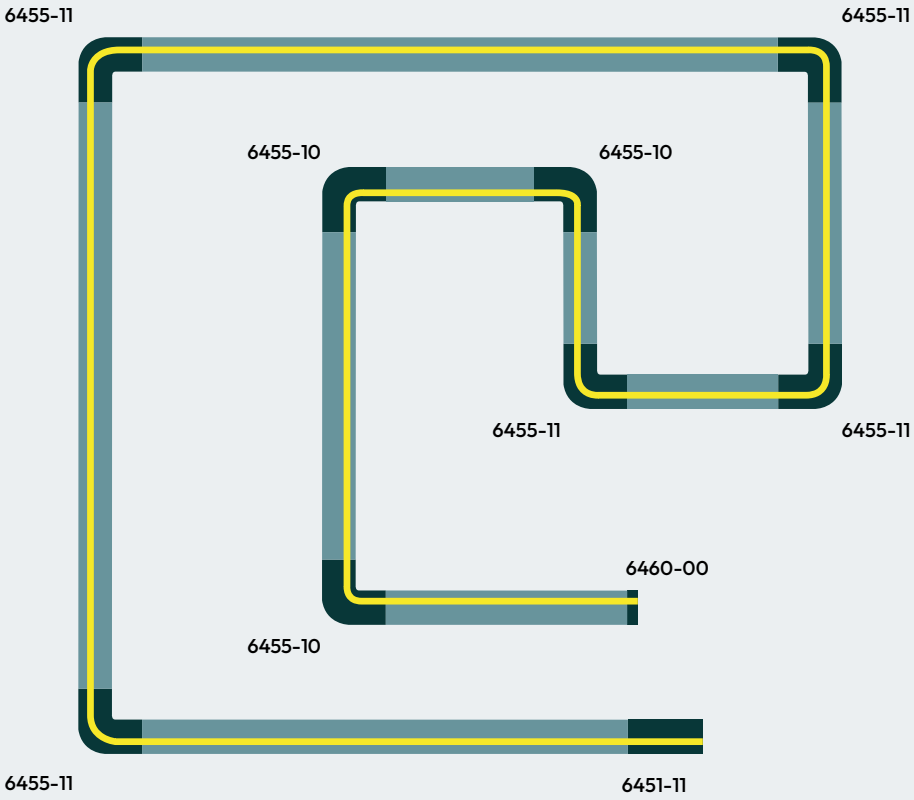

48V DC RECESSED TRACK

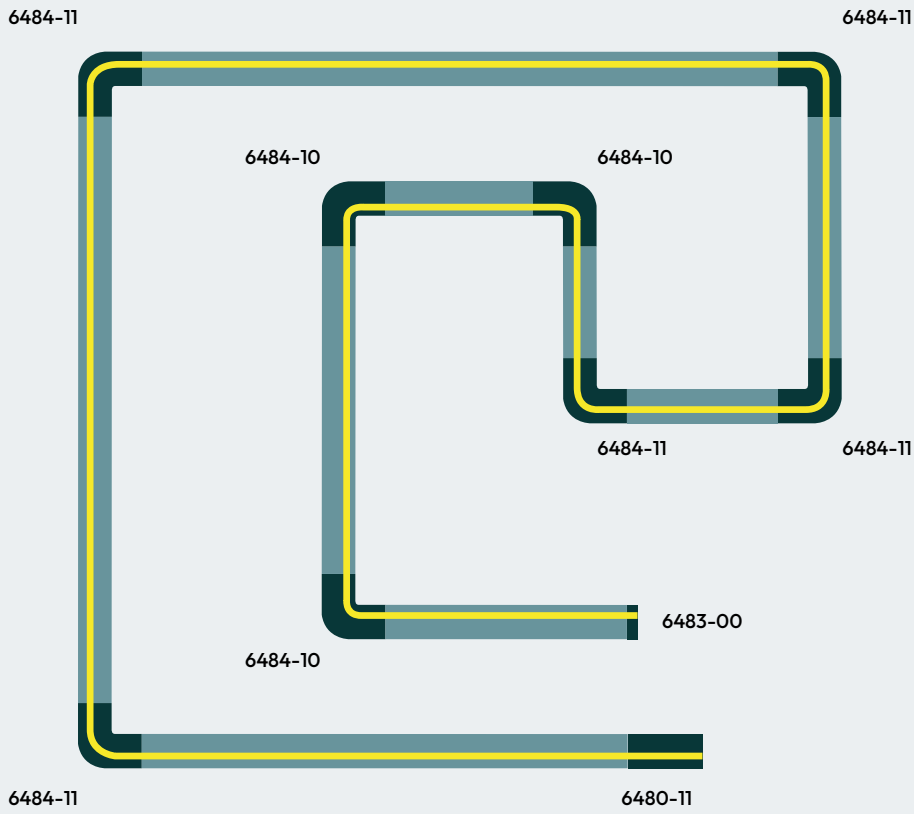

ivela
elcom

BROADWAY

I sistemi da incasso sono gli autori di coreografie sempre nuove, perché l'effetto di continuità luminosa sui soffitti è personalizzabile per creare combinazioni ogni volta inedite. Le necessità architetturali sono ampiamente corrisposte dal design del prodotto. Il sistema Broadway è innovativo e coerente. Inserito in un ambiente sobrio, ma elegante e ricercato, è in grado di trasformarsi da punto luce a vero e proprio complemento d'arredo.



Recessed systems are the creators of ever-changing lighting choreographies, as the continuous light effect on ceilings can be customized to generate new combinations each time. Architectural requirements are fully met by the product's design. The Broadway system is both innovative and consistent: when integrated into a refined yet understated environment, it evolves from a simple light point into a true furnishing element.

Les systèmes encastrés sont les auteurs de chorégraphies lumineuses toujours renouvelées, car l'effet de continuité lumineuse au plafond peut être personnalisé pour créer des combinaisons inédites. Les besoins architecturaux sont pleinement satisfaits par le design du produit. Le système Broadway est à la fois innovant et cohérent : intégré dans un environnement sobre mais élégant et raffiné, il se transforme d'un simple point lumineux en un véritable élément d'ameublement.

Los sistemas empotrados son los creadores de coreografías luminosas siempre nuevas, ya que el efecto de continuidad de la luz en los techos puede personalizarse para únicas y sorprendentes en cada proyecto. Las exigencias arquitectónicas encuentran una respuesta perfecta en el diseño del producto. El sistema Broadway representa una solución innovadora y coherente. Integrado en un entorno sobrio, pero elegante y sofisticado, es capaz de evolucionar desde un simple punto de luz hasta convertirse en un auténtico elemento de diseño interior.



BROADWAY

BROADWAY

Broadway è un sistema da incasso per un effetto di continuità luminosa sui soffitti, personalizzabile per creare combinazioni ogni volta diverse. È costituito da due misure di profili in alluminio estruso in finitura nera, con o senza binario elettrificato trifase. Applicato in controsoffitti di cartongesso, consente l'installazione di apparecchi a scomparsa. Sul binario trifase LKM quadro si posiziona un proiettore tramite un innovativo sistema di ancoraggio a slitta. Broadway è accessoriabile con una serie di componenti per costruire percorsi di luce e coreografie che rispondono alle necessità architetturali.

Broadway is a recessed system designed to create a continuous lighting effect on ceilings, customizable to generate different combinations each time. It consists of two sizes of extruded aluminum profiles in black finish, with or without a three-phase electrified track. Installed in plasterboard false ceilings, it allows the integration of concealed luminaires. On the LKM square three-phase track, a spotlight is installed using an innovative sliding anchoring system. Broadway can be accessorized with a range of components to create light paths and lighting choreographies that meet architectural requirements.

Broadway est un système encastré conçu pour obtenir un effet de continuité lumineuse sur les plafonds, personnalisable afin de créer des combinaisons toujours différentes. Il se compose de deux tailles de profils en aluminium extrudé avec finition noire, avec ou sans rail électrifié triphasé. Installé dans des faux plafonds en plaques de plâtre, il permet l'intégration de luminaires dissimulés. Sur le rail triphasé carré LKM, un projecteur est positionné grâce à un système innovant de fixation à glissière. Broadway peut être complété par une série de composants pour construire des parcours lumineux et des scénographies répondant aux besoins architecturaux.

Broadway es un sistema empotrado diseñado para lograr un efecto de continuidad luminosa en los techos, personalizable para crear combinaciones siempre diferentes. Está compuesto por dos tamaños de perfiles de aluminio extruido con acabado negro, con o sin carril electrificado trifásico. Instalado en falsos techos de cartón yeso, permite la integración de luminarias ocultas. En el carril trifásico cuadrado LKM, un proyector se instala mediante un innovador sistema de anclaje deslizante.Broadway puede equiparse con una serie de accesorios para crear recorridos de luz y composiciones luminosas capaces de responder a las distintas necesidades arquitectónicas.



BROADWAY TRACK LKM 220VAC p.338
BROADWAY TRACK LKM 220VAC DALI p.338



BROADWAY PROFILE p.339

MICROPERFETTO LARGE BROADWAY

I proiettori Microperfetto Large Broadway per il sistema da incasso Broadway presentano un design cilindrico essenziale ed elegante. Integrano LED COB ad alta efficienza e sono disponibili in diverse temperature di colore. Il braccio con triplo snodo consente movimenti cardanici completi e orientamento della testa fino a 355°. Sono dotati di lente in silicone per prestazioni ottiche di qualità.

The Microperfetto Large Broadway projectors for the Broadway recessed system feature a clean and elegant cylindrical design. They integrate high-efficiency COB LEDs and are available in different colour temperatures. The triple-joint arm enables full gimbal movements and head rotation up to 355°. They are equipped with a silicone lens for high-quality optical performance.

Les projecteurs Microperfetto Large Broadway pour le système encastré Broadway présentent un design cylindrique épuré et élégant. Ils intègrent des LED COB haute efficacité et sont disponibles en différentes températures de couleur. Le bras à triple articulation permet des mouvements cardaniques complets et une orientation de la tête jusqu'à 355°. Ils sont équipés d'une lentille en silicone garantissant des performances optiques de haute qualité.

Los proyectores Microperfetto Large Broadway para el sistema empotrado Broadway presentan un diseño cilíndrico esencial y elegante. Incorporan LED COB de alta eficiencia y están disponibles en diferentes temperaturas de color. El brazo con triple articulación permite movimientos cardánicos completos y una orientación de la cabeza de hasta 355°. Están equipados con una lente de silicona que garantiza un rendimiento óptico de alta calidad.



MICROPERFETTO LARGE BROADWAY 220VAC DALI REFLECTOR p.342
MICROPERFETTO LARGE BROADWAY LKM REFLECTOR p.343

FEATURES

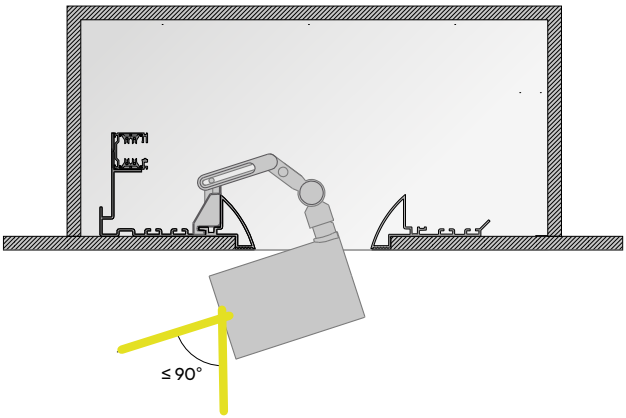

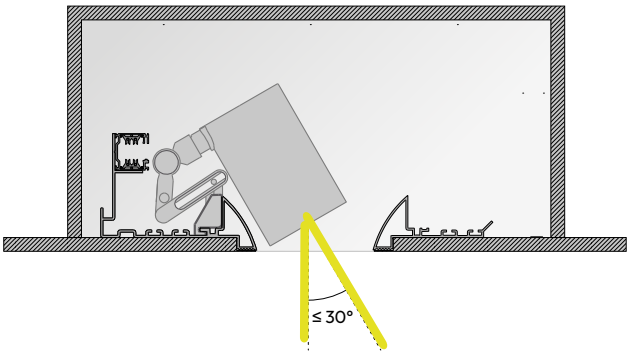



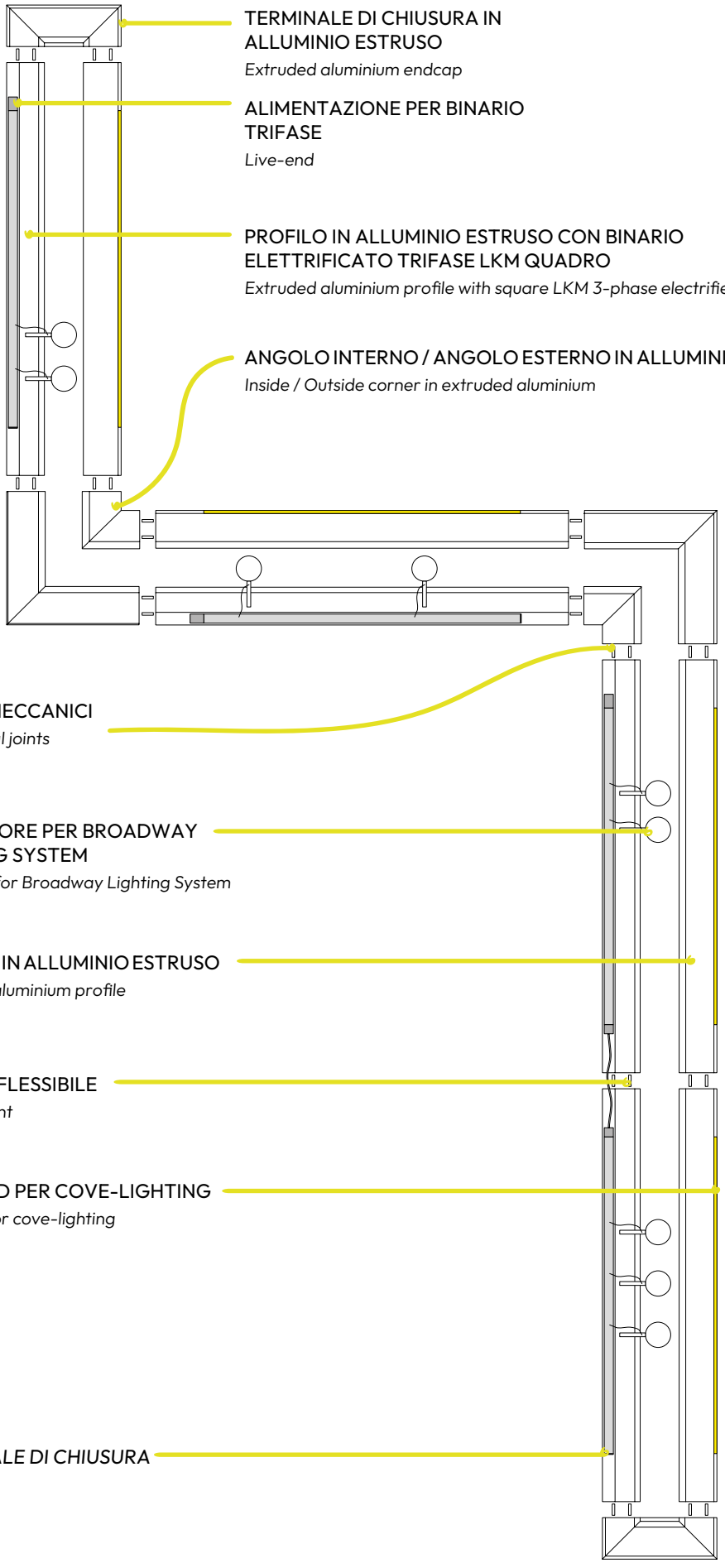

TERMINALE DI CHIUSURA IN ALLUMINIO ESTRUSO
Extruded aluminium endcap

ALIMENTAZIONE PER BINARIO TRIFASE
Live-end

PROFILO IN ALLUMINIO ESTRUSO CON BINARIO ELETTRIFICATO TRIFASE LKM QUADRO
Extruded aluminium profile with square LKM 3-phase electrified track

ANGOLO INTERNO / ANGOLO ESTERNO IN ALLUMINIO ESTRUSO
Inside / Outside corner in extruded aluminium

GIUNTI MECCANICI
Mechanical joints

PROIETTORE PER BROADWAY LIGHTING SYSTEM
Projector for Broadway Lighting System

PROFILO IN ALLUMINIO ESTRUSO
Extruded aluminium profile

GIUNTO FLESSIBILE
Flexible joint

STRIP LED PER COVE-LIGHTING
Strip led for cove-lighting

TERMINALE DI CHIUSURA
Dead end

BROADWAY

IP 20 | DALI | AC DIRECT 220-240V | CRI 93 | 5 YEARS WARRANTY



BINARIO



PROFILO

Installazione Soffitto - Trimless	Installation Ceiling - Trimless	Installation Plafond - Trimless	Instalación Techo - Trimless
Materiali Alluminio	Materials Aluminium	Matériels Aluminium	Materiales Aluminio
Alimentazione 220/240 Vac	Power supply 220/240 Vac	Alimentation 220/240 Vac	Alimentación 220/240 Vac
Versioni Dali, On/off	Versions Dali, On/off	Versions Dali, On/off	Versiones Dali, On/off

nero
black

BROADWAY PROFILE



*Complete the code + (1) + (2)

	(1) Length (mm)	(2) Colour
7842-...	**13** 1300 **23** 2300	**-16** Black

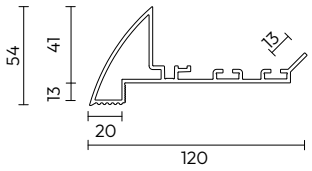

BROADWAY WITH TRACK LKM

1300/2300x157mm



*Complete the code + (1) + (2)

	(1) Length (mm)	(2) Colour
7841-...	**13** 1300 **23** 2300	**-16** Black

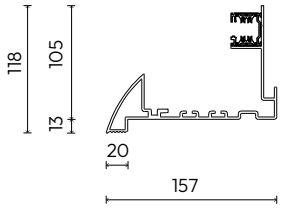

BROADWAY WITH TRACK DALI

1300/2300x157mm



*Complete the code + (1) + (2) + (3)

	(1) Length (mm)	(2) Control	(3) Colour
7841-...	**13** 1300 **23** 2300	**LD** Dali	**-16** Black

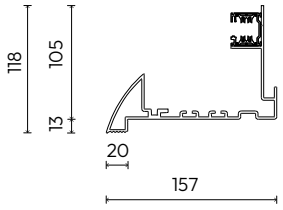

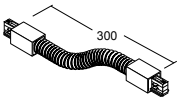



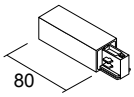

Accessories for LKM three-phase

7658-10-W30	Flexible joint
7546-10-W30	Flexible joint DALI
7659-00-W30	Dead end
7659D-00-W30	Dead end DALI
7652-10-W30	Right live-end
7541-10-W30	Right live-end DALI
7652-11-W30	Left live-end
7541-11-W30	Left live-end DALI

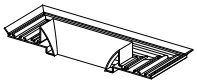

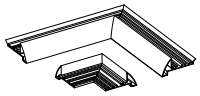

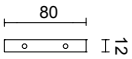

Accessories

78501-00-16	Extruded aluminium endcap
7850I-00-16	Inside corner in extruded black
7850E-00-16	Outside corner in extruded black
7851-00-00	Mechanical joint (4 pieces kit)





MICROPERFETTO LARGE BROADWAY

IP 20 | DALI | AC DIRECT 220-240V | CRI 90 | 5 YEARS WARRANTY



Installazione Binario elettrificato	Installation Track system	Installation Rails électrifiés	Instalación Carriles electrificados
Materiali Corpo: Alluminio Riflettore: Tecnopolimero Ultem	Materials Body: Aluminium Reflector: Technopolymer Ultem	Matériels Corps: Aluminium Réflecteur: Technopolymère Ultem	Materiales Cuerpo: Aluminio Reflector: Tecnopolímero Ultem
Alimentazione 220/240 Vac	Power supply 220/240 Vac	Alimentation 220/240 Vac	Alimentación 220/240 Vac
Versioni Dali, On/Off	Versions Dali, On/Off	Versions Dali, On/Off	Versiones Dali, On/Off

nero
black

20°
29°
42°
61°

MICROPERFETTO LARGE BROADWAY LKM REFLECTOR



Code*	Lighting data	
	Watt	lm[1]
789-369...	25	2543

***Complete the code** + (1) + (2) + (3)

(1) **CCT**	(2) **Beam (°)**	(3) **Colour**
A 4000K	**Y** 20	**-16** Black
B 3000K	**X** 29	
C 2700K	**W** 42	
	U 61	

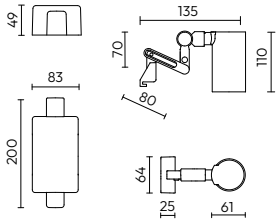

[1] Product real lumen based on CCT at 4000K

MICROPERFETTO LARGE BROADWAY LKM DALI REFLECTOR



Code*	Lighting data	
	Watt	lm[1]
790-369...	25	2543

***Complete the code** + (1) + (2) + (3)

(1) **CCT**	(2) **Beam (°)**	(3) **Colour**
A 4000K	**Y** 20	**-16** Black
B 3000K	**X** 29	
C 2700K	**W** 42	
	U 61	

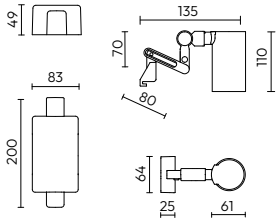

[1] Product real lumen based on CCT at 4000K

ivela elcom

MUSA

design by Format Design Studio



MUSA è una soluzione di illuminazione leggera e ad alte prestazioni, ideale per musei, gallerie e luoghi di culto. Grazie alla luce uniforme e di qualità, offre un comfort visivo elevato ad un basso consumo energetico. Con il doppio snodo per un'illuminazione precisa e un design compatto ed elegante, combina estetica e funzionalità, valorizzando ogni ambiente espositivo.

MUSA is a high-performance, lightweight lighting solution ideal for museums, galleries, and religious buildings. With its uniform, high-quality light, it provides excellent visual comfort and low energy consumption.
The dual joint allows for precise lighting, and its compact, elegant design combines aesthetics with functionality, enhancing any exhibition space.

MUSA est une solution d'éclairage légère et performante, idéale pour les musées, les galeries et les édifices religieux. Grace à sa lumière uniforme et de haute qualité, elle offre un confort visuel exceptionnel et une faible consommation d'énergie. Le double pivot permet un éclairage précis, et son design compact et élégant allie esthétique et fonctionnalité, mettant en valeur n'importe quel espace d'exposition.

MUSA es una solución de iluminación ligera y de alto rendimiento, ideal para museos, galerías y edificios religiosos.
Con su luz uniforme y de alta calidad, proporciona un excelente confort visual y un bajo consumo de energía.
La doble articulación permite una iluminación precisa, y su diseño compacto y elegante combina estética y funcionalidad, realzando cualquier espacio expositivo.



MUSA

MUSA S2 / S3

Progettato per garantire una perfetta illuminazione direzionale, è disponibile in versione a 2 e a 3 teste. Con 4 opzioni ottiche e una variante ellittica, permette di ottenere una distribuzione della luce uniforme e di alta qualità, offrendo un controllo della luce estremamente preciso e mirato.

Designed to ensure perfect directional lighting, it is available in 2- and 3-head versions.
With 4 optical options and an elliptical variant, it enables a uniform and high-quality light distribution, providing extremely precise and targeted light control.

Conçu pour garantir un éclairage directionnel parfait, il est disponible en version à 2 et 3 têtes. Avec 4 options optiques et une variante elliptique, il permet une distribution de lumière uniforme et de haute qualité, offrant un contrôle lumineux extrêmement précis et ciblé.

Diseñado para asegurar una iluminación direccional perfecta, está disponible en versiones de 2 y 3 cabezas. Con 4 opciones ópticas y una variante elíptica, permite una distribución de luz uniforme y de alta calidad, ofreciendo un control de luz extremadamente preciso y enfocado.



S-2
p.350



S-3
p.350

MUSA M-1 / MUSA M-2

MUSA M è una soluzione compatta e potente, con luminosità fino a 3566 lm, 4 ottiche e la possibilità di scegliere tra 1 o 2 teste. La versione MUSA ZOOM aggiunge ottiche regolabili (13°-47°) per un'illuminazione ancora più adattabile.

MUSA M is a compact and powerful solution, delivering up to 3566 lm of brightness, with 4 optics and the option of 1 or 2 heads. The MUSA ZOOM version adds adjustable optics (13°-47°) for even more adaptable lighting.

MUSA M est une solution compacte et puissante, offrant jusqu'à 3566 lm de luminosité, avec 4 optiques et la possibilité de choisir entre 1 ou 2 têtes. La version MUSA ZOOM ajoute des optiques réglables (13°-47°) pour un éclairage encore plus adaptable.

MUSA M es una solución compacta y potente, que ofrece hasta 3566 lm de luminosidad, con 4 ópticas y la opción de 1 o 2 cabezas. La versión MUSA ZOOM añade ópticas ajustables (13°-47°) para una iluminación aún más adaptable.



M-1
p.352



M-2
p.352

MUSA L

MUSA L offre fino a 4425 lm di luce potente e confortevole, garantendo un'illuminazione uniforme, ideale per ambienti dove l'installazione è prevista ad altezze importanti.

MUSA L offers up to 4425 lm of powerful and comfortable light, ensuring uniform illumination, ideal for environments where installation is planned at significant heights.

Le MUSA L offre jusqu'à 4425 lm de lumière puissante et confortable, garantissant un éclairage uniforme, idéal pour les environnements où l'installation est prévue à des hauteurs importantes.

MUSA L ofrece hasta 4425 lm de luz potente y confortable, garantizando una iluminación uniforme, ideal para entornos donde la instalación está prevista a grandes alturas.



L
p.354

MUSA XL

Pensato per ambienti ad altezze elevate, MUSA XL è un apparecchio che combina potenza e solidità strutturale.

Designed for high-ceiling rooms, MUSA XL is a light fitting that combines power and structural solidity.

Conçu pour les locaux de grande hauteur, le MUSA XL est un appareil qui combine puissance et solidité structurelle.

Diseñado para ambientes con techos altos, el MUSA XL es un aparato que combina potencia y solidez estructural.



XL
p.354

FEATURES

SORGENTE POSIZIONABILE
IN ENTRAMBI I LATI DELLA BASE
Light source can be positioned on either side of the base

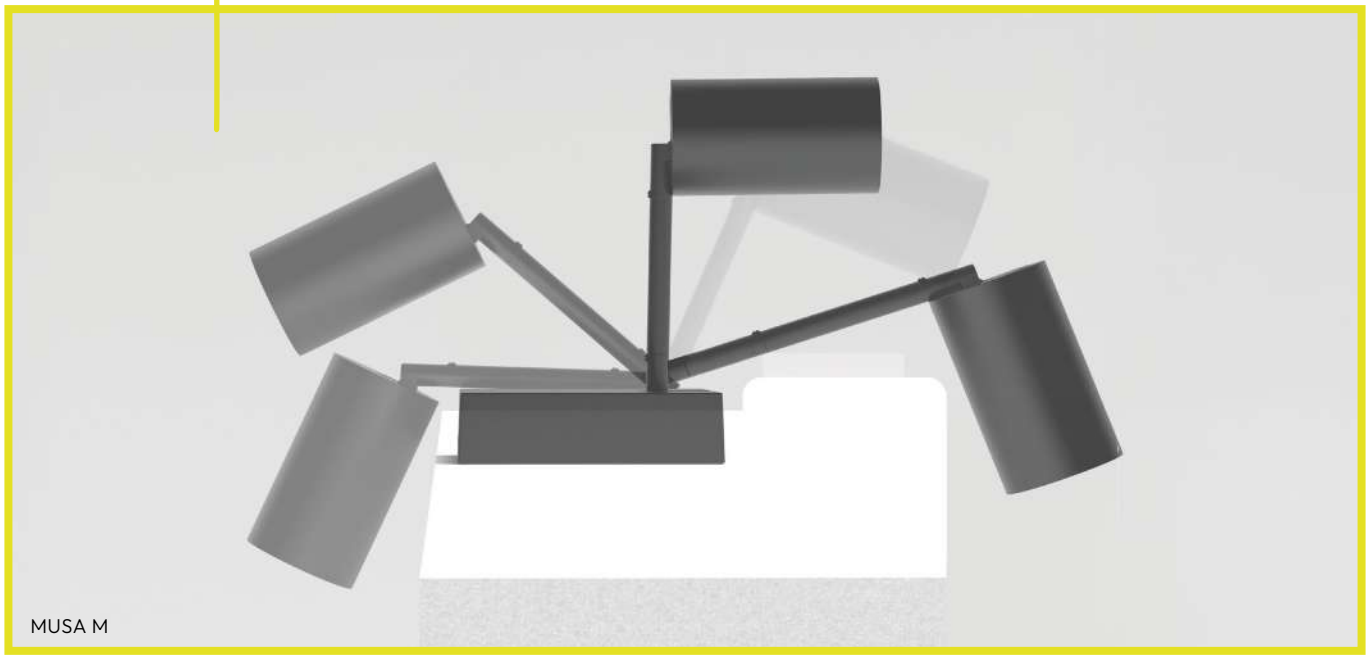

MUSA M



MUSA XL

≈7000 lumen
IN SOLI 84MM DI DIAMETRO
≈ 7000 lumens in only 84mm of diameter

FINO A 48W
Up to 48W

ACCESSORIO CONTROLLER **WIRELESS**
CONNESSIONE VIA APP/BLUETOOTH

Connection via app / Bluetooth
Wireless control option

Installazione e manutenzione
semplice e **veloce**

Ease of installation and maintenance



MUSA S

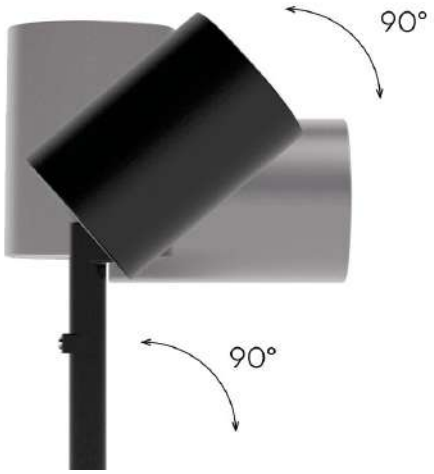

MUSA S

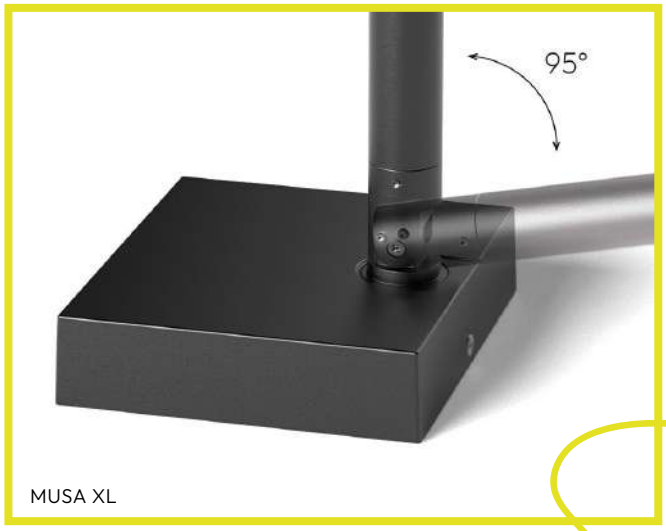

MUSA XL



MUSA XL

BRACCIO E TESTA FARETTO
CON MOLTEPLICI ROTAZIONI

Arm and spotlight head with various rotations

MUSA S



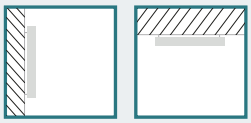



MUSA S-2



MUSA S-3

Installazione Soffitto-Parete	Installation Ceiling-Wall	Installation Plafond-Mur	Instalación Techo-Pared
Materiali Corpo: Alluminio Ottica: PMMA	Materials Body: Aluminium Optics: PMMA	Matériels Corps: Aluminium Optique: PMMA	Materiales Cuerpo: Aluminio Óptica: PMMA
Alimentazione 220/240 Vac	Power supply 220/240 Vac	Alimentation 220/240 Vac	Alimentación 220/240 Vac
Versioni Dali 2 - On/Off	Versions Dali 2 - On/Off	Versions Dali 2 - On/Off	Versiones Dali 2 - On/Off

bianco
white

nero
black

14°
21°
38°
52°

15°+41°

MUSA S-2



Code*	Lighting data	
	Watt	Im[1]
588-629 ...	6x2	525x2

***Complete the code** + (1) + (2) + (3) + (4)

(1) **CCT**	(2) **Beam (°)**	(3) **Control**	(4) **Colour**
C 2700K	**Z** 14	**OO** On/Off	**-16** black
B 3000K	**Y** 21	**DD** Dali	**-21** white
A 4000K	**W** 38		
	V 52		
	R 15+ 41		

CE ⏚

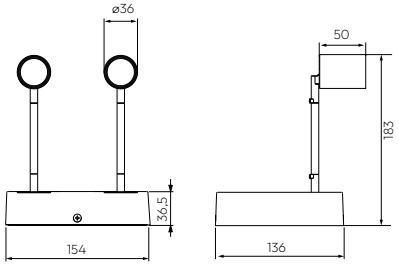

[1] Product real lumen based on CCT at 4000K

MUSA S-3



Code*	Lighting data	
	Watt	Im[1]
589-729 ...	4x3	379x3

***Complete the code** + (1) + (2) + (3) + (4)

(1) **CCT**	(2) **Beam (°)**	(3) **Control**	(4) **Colour**
C 2700K	**Z** 14	**OO** On/Off	**-16** black
B 3000K	**Y** 21	**DD** Dali	**-21** white
A 4000K	**W** 38		
	V 52		
	R 15+ 41		

CE ⏚

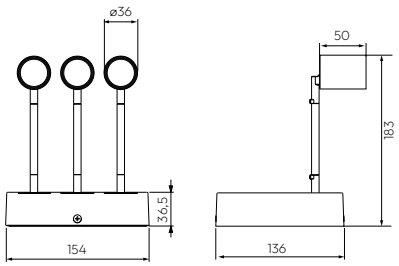

[1] Product real lumen based on CCT at 4000K

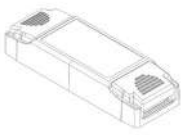



Accessories

ZQ11-02R0 Z-NODE V2 Controller Wireless

28-4535-30 Honeycomb

MUSA M



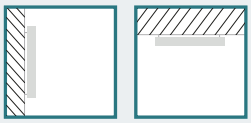



MUSA M-1

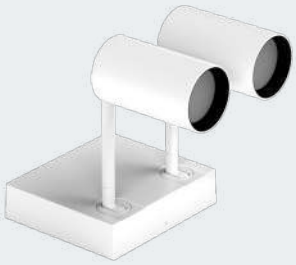

MUSA M-2

Installazione Soffitto-Parete	Installation Ceiling-Wall	Installation Plafond-Mur	Instalación Techo-Pared
Materiali Corpo: Alluminio Ottica: PMMA	Materials Body: Aluminium Optics: PMMA	Matériels Corps: Aluminium Optique: PMMA	Materiales Cuerpo: Aluminio Óptica: PMMA
Alimentazione 220/240 Vac	Power supply 220/240 Vac	Alimentation 220/240 Vac	Alimentación 220/240 Vac
Versioni Dali 2 - On/Off	Versions Dali 2 - On/Off	Versions Dali 2 - On/Off	Versiones Dali 2 - On/Off

bianco
white

nero
black

12°
24°
36°
50°

13° - 47°

MUSA M-1



Code*	Lighting data	
	Watt	Im[1]
583-229 ...	29	3031

***Complete the code** + (1) + (2) + (3) + (4)

(1) **CCT**	(2) **Beam (°)**	(3) **Control**	(4) **Colour**
C 2700K	**Z** 12	**OO** On/Off	**-16** black
B 3000K	**Y** 24	**DD** Dali	**-21** white
A 4000K	**W** 36		
	V 50		

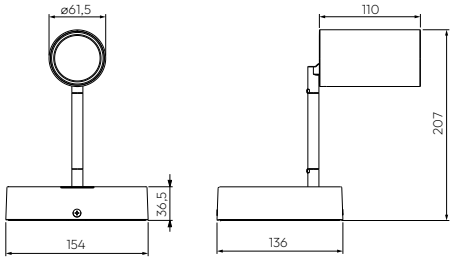

CE ⏚

[1] Product real lumen based on CCT at 4000K

MUSA M-1 (for zoom optic version)



Code*	Lighting data		
	Watt	Im[1]	Beam
579-129 ...	18,5	1216	13° - 47°

***Complete the code** + (1) + (2) + (3)

(1) **CCT**	(2) **Control**	(3) **Colour**
C 2700K	**OO** On/Off	**-16** black
B 3000K	**DD** Dali	**-21** white
A 4000K		

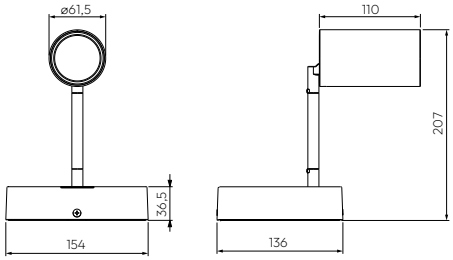

CE ⏚

[1] Product real lumen based on CCT at 4000K

MUSA M-2



Code*	Lighting data	
	Watt	Im[1]
584-329 ...	18x2	1543x2

***Complete the code** + (1) + (2) + (3) + (4)

(1) **CCT**	(2) **Beam (°)**	(3) **Control**	(4) **Colour**
C 2700K	**Z** 12	**OO** On/Off	**-16** black
B 3000K	**Y** 24	**DD** Dali	**-21** white
A 4000K	**W** 36		
	V 50		

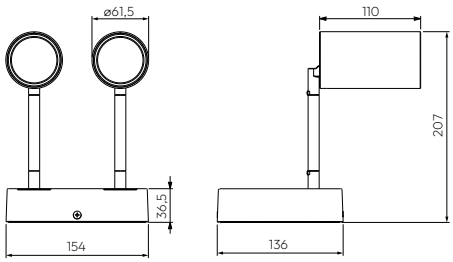

CE ⏚

[1] Product real lumen based on CCT at 4000K

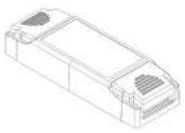



Accessories

ZQ11-02R0 Z-NODE V2 Controller Wireless

28-4535-30 Honeycomb

MUSA L / XL

XL



MUSA L



MUSA XL

Installazione Soffitto-Parete	Installation Ceiling-Wall	Installation Plafond-Mur	Instalación Techo-Pared
Materiali Corpo: Alluminio Ottica: PMMA Riflettore: Tecnopolimero Ultem	Materials Body: Aluminium Optics: PMMA Reflector: Technopolymer Ultem	Matériels Corps: Aluminium Optique: PMMA Réflecteur: Technopolymère Ultem	Materiales Cuerpo: Aluminio Óptica: PMMA Reflector: Tecnopolímero Ultem
Alimentazione 220/240 Vac	Power supply 220/240 Vac	Alimentation 220/240 Vac	Alimentación 220/240 Vac
Versioni Dali 2 - On/Off	Versions Dali 2 - On/Off	Versions Dali 2 - On/Off	Versiones Dali 2 - On/Off

bianco
white

nero
black

L	XL
18°	17°
24°	30°
36°	55°
50°	70°

MUSA L



Code*	Lighting data	
	Watt	lm[1]
577-02L9 ...	32	3852
577-22L9 ...	37	4425

***Complete the code** + (1) + (2) + (3) + (4)

(1) **CCT**	(2) **Beam (°)**	(3) **Control**	(4) **Colour**
C 2700K	**Z** 18	**OO** On/Off	**-16** black
B 3000K	**Y** 24	**DD** Dali	**-21** white
A 4000K	**W** 36		
	V 50		

CE ⏚

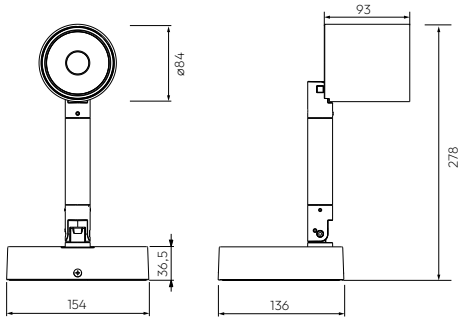

[1] Product real lumen based on CCT at 4000K

MUSA XL



Code*	Lighting data	
	Watt	lm[1]
576-329 ...	48,5	7375

***Complete the code** + (1) + (2) + (3) + (4)

(1) **CCT**	(2) **Beam (°)**	(3) **Control**	(4) **Finish**
C 2700K	**Z** 17	**OO** On/Off	**-16** black
B 3000K	**Y** 30	**DD** Dali	**-21** white
A 4000K	**W** 55		
	V 70		

CE ⏚

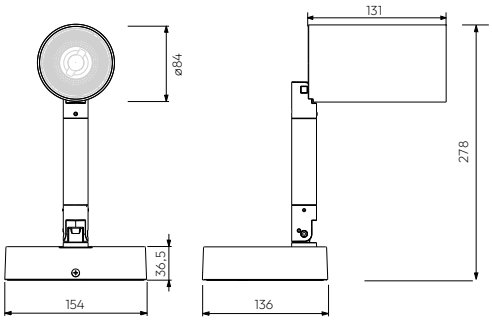

[1] Product real lumen based on CCT at 4000K

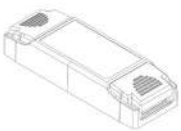





Accessories

ZQ11-02R0 Z-NODE V2 Controller Wireless MUSA L / XL

28-4896-30 Honeycomb MUSA L
28-3959-30 Honeycomb MUSA XL

28-3957-30 Snoot MUSA XL





ivela elcom

MINI ROOLER

design by Alessandro Pedretti

La famiglia MINIROOLER, costituita da apparecchi dark louvre, rappresenta la rivoluzione del comfort visivo non solo in termini di performance illuminotecnica, ma anche di adattamento allo spazio architetturale. Un lingotto di pura luce dove la personalizzazione della finitura estetica lo rende all'occorrenza minimale o protagonista negli spazi. Integrato mimeticamente nei soffitti o esaltato nelle sue caratteristiche di finiture materiche esclusive si pone come una nuova visione di sistema declinabile in alte performance illuminotecniche e di qualità visiva.

MINIROOLER is a family of dark louvre fittings and represents a revolution in visual comfort, not only in terms of lighting performance but also in its adaptation to architectural spaces. It offers a line of pure light, where finish customization allows it to be either a minimalist element or a focal point, depending on the needs of the space. Seamlessly integrated into ceilings or enhanced by its exclusive material finishes, it can be considered a new vision of lighting systems, combining high performance with superior visual quality.

La famille MINIROOLER, composée de luminaires à paralumes sombres, représente une révolution dans le confort visuel, non seulement en termes de performances d'éclairage, mais aussi en termes d'adaptation à l'espace architectural. Un lingot de lumière pure où la personnalisation de la finition esthétique le rend minimaliste ou protagoniste de l'espace. Intégré de manière mimétique dans les plafonds ou mis en valeur dans ses finitions matérielles exclusives, il se présente comme une nouvelle vision d'un système qui peut être décliné en performances lumineuses et en qualité visuelle élevées.

La familia MINIROOLER, compuesta por luminarias de lamas oscuras, representa una revolución en el confort visual, no sólo en términos de rendimiento lumínico, sino también de adaptación al espacio arquitectónico. Un lingote de luz pura donde la personalización del acabado estético la convierte en minimalista o en protagonista del espacio. Integrada miméticamente en los techos o realzada en sus acabados de materiales exclusivos, se presenta como una nueva visión de un sistema que puede declinarse en alto rendimiento lumínico y calidad visual.



MINI ROOLER



BASE 15
p.362



IN 5/15
p.364

TL 5/15
p.368



ORIENTABILE BASE 15
p.372



ORIENTABILE 48V 10/15
p.374



48V
p.376



LINEA 48V
p.380

FEATURES

FAMIGLIA ESTESA CON
UN AMPIO VENTAGLIO DI OTTICHE
12° / 20° / 50° / 41°+ 14° / 14°+ 41

Extended family with a wide range of optics
12° / 20° / 50° / 41°+ 14° / 14°+ 41°

Diverse possibilità
di orientamento
Different orientation options



MINIROOLER ORIENTABILE



MINIROOLER BASE

DIMENSIONI COMPATTE
Compact size

MINIROOLER BASE





MINIROOLER BASE 15

Installazione Plafone	Installation Ceiling-wall	Installation Plafond-Mur	Instalación Techo-Pared
Materiali Corpo: Alluminio Ottica: PMMA	Materials Body: Aluminium Optics: PMMA	Matériels Corps: Aluminium Optique: PMMA	Materiales Cuerpo: Aluminio Óptica: PMMA
Alimentazione 350 mA	Power supply 350 mA	Alimentation 350 mA	Alimentación 350 mA
Versioni Phase cut, DALI, 1-10V, Push	Versions Phase cut, DALI, 1-10V, Push	Versions Phase cut, DALI, 1-10V, Push	Versiones Phase cut, DALI, 1-10V, Push

bianco
white

nero
black

12°
20°
50°

14°+41°

MINIROOLER BASE 15



Code*	Lighting data		
	Watt	lm[1]	lm/W
3896-019 ...	15,5	1320	85

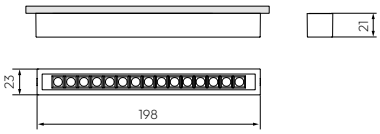

***Complete the code** + (1) + (2) + (3) + (4)

(1) **CCT**	(2) **Beam (°)**	(3) **Control**[2]	(4) **Colour**
C 2700K	**Z** 12	**N**	**-16** black
B 3000K	**Y** 20		**-21** white
A 4000K	**V** 50		
	R 14+41		

[1] Product real lumen based on CCT at 4000K
[2] Driver to be ordered separately



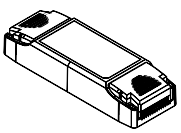

Accessories

MINIROOLER BASE 15

81-02464 Driver Phase cut 350mA
81-04003 Driver DALI/1-10V/Push 350mA

MINIROOLER IN



MINIROOLER IN 5/15

Installazione Incasso soffitto	Installation Ceiling recess	Installation Encastrement au plafond	Instalación Empotrar techo
Materiali Corpo: Alluminio Ottica: PMMA	Materials Body: Aluminium Optics: PMMA	Matériels Corps: Aluminium Optique: PMMA	Materiales Cuerpo: Aluminio Óptica: PMMA
Alimentazione IN 5: 350 mA / 500mA IN 15: 350 mA / 400mA	Power supply IN 5: 350 mA / 500mA IN 15: 350 mA / 400mA	Alimentation IN 5: 350 mA / 500mA IN 15: 350 mA / 400mA	Alimentación IN 5: 350 mA / 500mA IN 15: 350 mA / 400mA
Versioni DALI, Phase cut, 1-10V, Wireless, On/Off	Versions DALI, Phase cut, 1-10V, Wireless, On/Off	Versions DALI, Phase cut, 1-10V, Wireless, On/Off	Versiones DALI, Phase cut, 1-10V, Wireless, On/Off

bianco
white

nero
black

12°
20°
50°

14°+41°

MINIROOLER IN 5



Code*	Lighting data		
	Watt	mA	lm[1]
272-019 ...	5,2	350	440
	7,5	500	600

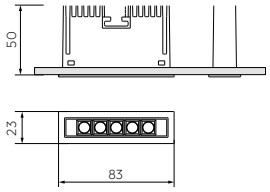

***Complete the code** + (1) + (2) + (3) + (4)

(1) **CCT**	(2) **Beam (°)**	(3) **Control[2]**	(4) **Colour**
C 2700K	**Z** 12	**N**	**-21** white
B 3000K	**Y** 20		
A 4000K	**V** 50		
	R 14+41		

79x19x50 mm

[1] Product real lumen based on CCT at 4000K
[2] Driver to be ordered separately

MINIROOLER IN 15



Code*	Lighting data		
	Watt	mA	lm[1]
273-019 ...	15,5	350	1320
	17,5	400	1440

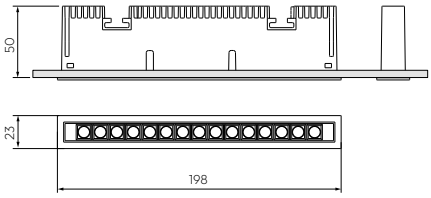

***Complete the code** + (1) + (2) + (3) + (4)

(1) **CCT**	(2) **Beam (°)**	(3) **Control[2]**	(4) **Colour**
C 2700K	**Z** 12	**N**	**-21** white
B 3000K	**Y** 20		
A 4000K	**V** 50		
	R 14+41		

194x19x50 mm

[1] Product real lumen based on CCT at 4000K
[2] Driver to be ordered separately

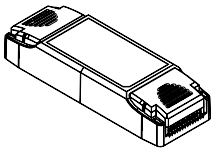

Accessories

MINIROOLER IN 5

For installation through recessed hole

81-04076	Driver 350mA
81-04078	Driver 500 mA
81-04081	Driver DALI 500 mA
81-04084	Driver 1-10V 500 mA

For remote installation

81-02506	Driver 350 mA max 2 devices
81-04003	Driver DALI/1-10V/Push 350 mA max 3 devices
81-02472	Driver phase cut 350mA
81-02517	Driver 500 mA max 2 devices
81-04002	Driver DALI 500 mA max 2 devices
81-04029	Driver phase cut 500 mA
81-04087	Driver Bluetooth 500mA

MINIROOLER IN 15

For installation through recessed hole

81-04076	Driver 350mA
81-04079	Driver DALI 350 mA
81-04082	Driver 1-10V 350 mA
81-04077	Driver 400 mA
81-04080	Driver DALI 400mA
81-04083	Driver 1-10V 400mA

For remote installation

81-02506	Driver 350 mA max 2 devices
81-04003	Driver DALI/1-10V/Push 350 mA
81-02464	Driver phase cut 350mA
81-02571	Driver 400 mA
81-02565	Driver DALI 400 mA
81-04057	Driver 1-10V 400 mA





MINIROOLER TL





MINIROOLER TL 5/15

Installazione Incasso soffitto trimless	Installation Ceiling recess trimless	Installation Encastrement au plafond sans cadre (Trimless)	Instalación Empotrar techo sin marco (Trimless)
Materiali Corpo: Alluminio Ottica: PMMA	Materials Body: Aluminium Optics: PMMA	Matériels Corps: Aluminium Optique: PMMA	Materiales Cuerpo: Aluminio Óptica: PMMA
Alimentazione TL 5: 350 mA / 500mA TL 15: 350 mA / 400mA	Power supply IN 5: 350 mA / 500mA IN 15: 350 mA / 400mA	Alimentation IN 5: 350 mA / 500mA IN 15: 350 mA / 400mA	Alimentación IN 5: 350 mA / 500mA IN 15: 350 mA / 400mA
Versioni DALI, Phase cut, 1-10V, Wireless, On/Off	Versions DALI, Phase cut, 1-10V, Wireless, On/Off	Versions DALI, Phase cut, 1-10V, Wireless, On/Off	Versiones DALI, Phase cut, 1-10V, Wireless, On/Off



nero
black

12°
20°
50°

14°+41°

MINIROOLER TL 5



Code*	Lighting data		
	Watt	mA	lm[1]
274-019 ...	5,2	350	440
	7,5	500	600

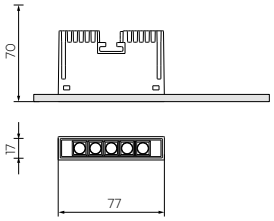

***Complete the code** + (1) + (2) + (3) + (4)

(1) **CCT**	(2) **Beam (°)**	(3) **Control**[2]	(4) **Colour**
C 2700K	**Z** 12	**N**	**-16** black
B 3000K	**Y** 20		
A 4000K	**V** 50		
	R 14+41		

82x24x70 mm

[1] Product real lumen based on CCT at 4000K
[2] Driver to be ordered separately

MINIROOLER TL 15



Code*	Lighting data		
	Watt	mA	lm[1]
275-019 ...	15,5	350	1320
	17,5	400	1440

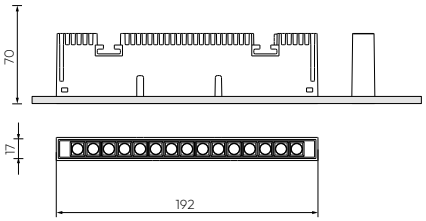

***Complete the code** + (1) + (2) + (3) + (4)

(1) **CCT**	(2) **Beam (°)**	(3) **Control**[2]	(4) **Colour**
C 2700K	**Z** 12	**N**	**-16** black
B 3000K	**Y** 20		
A 4000K	**V** 50		
	R 14+41		

197x24x70 mm

[1] Product real lumen based on CCT at 4000K
[2] Driver to be ordered separately



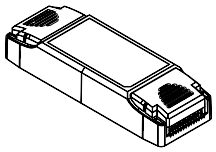

Accessories

MINIROOLER TL 5

For installation through recessed hole

81-04076	Driver 350mA
81-04078	Driver 500 mA
81-04081	Driver DALI 500 mA
81-04084	Driver 1-10V 500 mA

For remote installation

81-02506	Driver 350 mA max 2 devices
81-04003	Driver DALI/1-10V/Push 350 mA max 3 devices
81-02472	Driver phase cut 350mA
81-02517	Driver 500 mA max 2 devices
81-04002	Driver DALI 500 mA max 2 devices
81-04029	Driver phase cut 500 mA
81-04087	Driver Bluetooth 500mA



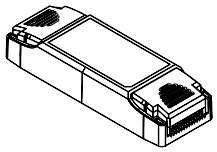

Accessories

MINIROOLER TL 15

For installation through recessed hole

81-04076	Driver 350mA
81-04079	Driver DALI 350 mA
81-04082	Driver 1-10V 350 mA
81-04077	Driver 400 mA
81-04080	Driver DALI 400mA
81-04083	Driver 1-10V 400mA

For remote installation

81-02506	Driver 350 mA max 2 devices
81-04003	Driver DALI/1-10V/Push 350 mA
81-02464	Driver phase cut 350mA
81-02571	Driver 400 mA
81-02565	Driver DALI 400 mA
81-04057	Driver 1-10V 400 mA

MINIROOLER ORIENTABILE BASE



MINIROOLER ORIENTABILE BASE 15

Installazione Soffitto/Parete	Installation Ceiling/Wall	Installation Plafond /Mur	Instalación Techo - Pared
Materiali Corpo: Alluminio Ottica: PMMA	Materials Corpo: Alluminio Ottica: PMMA	Matériels Corpo: Alluminio Ottica: PMMA	Materiales Corpo: Alluminio Ottica: PMMA
Alimentazione 350mA	Power supply 350mA	Alimentation 350mA	Alimentación 350mA
Versioni DALI, Phase cut, 1-10V	Versions DALI, Phase cut, 1-10V	Versions DALI, Phase cut, 1-10V	Versiones DALI, Phase cut, 1-10V

bianco
white

nero
black

12°
20°
50°

41°+14°

14°+41°

MINIROOLER ORIENTABILE BASE 15



Code*	Lighting data	
	Watt	**lm**[1]
3900-019 ...	15,5	1320



***Complete the code** + (1) + (2) + (3) + (4)

(1) **CCT**	(2) **Beam (°)**	(3) **Control**[2]	(4) **Colour**
C 2700K	**Z** 12	**N**	**-16** black
B 3000K	**Y** 20		**-21** white
A 4000K	**V** 50		
	Q 41+14		
	R 14+41		

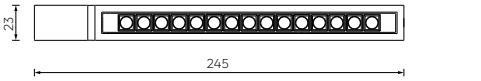

[1] Product real lumen based on CCT at 4000K
[2] Driver to be ordered separately

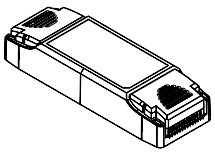

Accessories

81-02464 Driver Phase cut 350mA
81-04003 Driver DALI/1-10V/Push 350mA

MINIROOLER ORIENTABILE 48V



MINIROOLER ORIENTABILE 48V 10/15

Installazione Binario elettrificato	Installation Track system	Installation Rails électrifiés	Instalación Carriles electrificados
Materiali Corpo: Alluminio Ottica: PMMA	Materials Corpo: Alluminio Ottica: PMMA	Matériels Corpo: Alluminio Ottica: PMMA	Materiales Corpo: Alluminio Ottica: PMMA
Alimentazione 48 Vdc	Power supply 48 Vdc	Alimentation 48 Vdc	Alimentación 48 Vdc
Versioni DALI, PWM, On/Off	Versions DALI, PWM, On/Off	Versions DALI, PWM, On/Off	Versiones DALI, PWM, On/Off



bianco
white

nero
black

12°
20°
50°

41°+14°

14°+41°

MINIROOLER ORIENTABILE 48V PWM 15



Code*	Lighting data	
	Watt	lm[1]
481-089 ...	15,5	1320

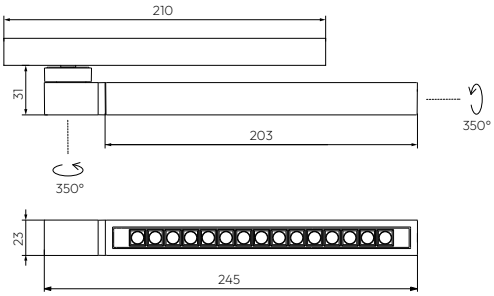

***Complete the code** + (1) + (2) + (3)

(1) **CCT**	(2) **Beam (°)**	(3) **Colour**
C 2700K	**Z** 12	**-16** black
B 3000K	**Y** 20	**-21** white
A 4000K	**V** 50	
	Q 41+14	
	R 14+41	

[1] Product real lumen based on CCT at 4000K

MINIROOLER ORIENTABILE 48V DALI 15



Code*	Lighting data	
	Watt	lm[1]
485-089 ...	15,5	1320

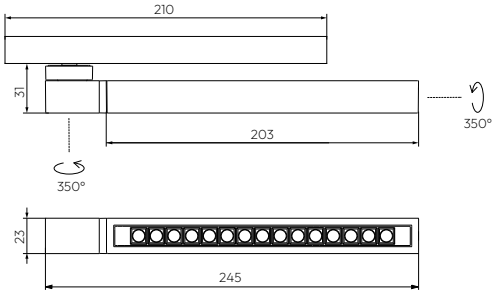

***Complete the code** + (1) + (2) + (3)

(1) **CCT**	(2) **Beam (°)**	(3) **Colour**
C 2700K	**Z** 12	**-16** black
B 3000K	**Y** 20	**-21** white
A 4000K	**V** 50	
	Q 41+14	
	R 14+41	

[1] Product real lumen based on CCT at 4000K



MINIROOLER 48V



MINIROOLER 48V

Installazione Binario elettrificato	Installation Track system	Installation Rails électrifiés	Instalación Carriles electrificados
Materiali Corpo: Alluminio Ottica: PMMA	Materials Body: Aluminium Optics: PMMA	Matériels Corps: Aluminium Optique: PMMA	Materiales Cuerpo: Aluminio Óptica: PMMA
Alimentazione 48 Vdc	Power supply 48 Vdc	Alimentation 48 Vdc	Alimentación 48 Vdc
Versioni PWM, DALI, On/Off	Versions PWM, DALI, On/Off	Versions PWM, DALI, On/Off	Versiones PWM, DALI, On/Off

bianco
white

nero
black

12°
20°
50°

41°+14°

14°+41°

MINIROOLER 48 V PWM



Code*	Lighting data	
	Watt	lm[1]
471-019 ...	17	1320

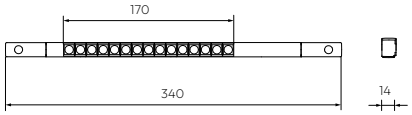

***Complete the code** + (1) + (2) + (3)

(1) **CCT**	(2) **Beam (°)**	(3) **Colour**
C 2700K	**Z** 12	**-30** black
B 3000K	**Y** 20	
A 4000K	**W** 50	
	Q 41+14	
	R 14+41	

[1] Product real lumen based on CCT at 4000K

MINIROOLER 48 V DALI



Code*	Lighting data	
	Watt	lm[1]
472-019 ...	17	1320

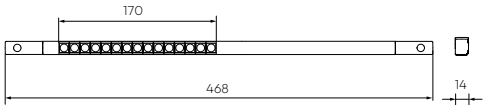

***Complete the code** + (1) + (2) + (3)

(1) **CCT**	(2) **Beam (°)**	(3) **Colour**
C 2700K	**Z** 12	**-30** black
B 3000K	**Y** 20	
A 4000K	**V** 50	
	Q 41+14	
	R 14+41	

[1] Product real lumen based on CCT at 4000K


THE FASHION BOOK


35 TRACK SMOKED DIFFUSER
+ MINIROOLER 48VDC
The Advertising Concept Book
WALL DESIGN
dodb

LINEA 48V



LINEA 48V

Installazione Binario elettrificato	Installation Track system	Installation Rails électrifiés	Instalación Carriles electrificados
Materiali Corpo: Alluminio Ottica: PMMA	Materials Body: Aluminium Optics: PMMA	Matériels Corps: Aluminium Optique: PMMA	Materiales Cuerpo: Aluminio Óptica: PMMA
Alimentazione 48 Vdc	Power supply 48 Vdc	Alimentation 48 Vdc	Alimentación 48 Vdc
Versioni DALI, PWM, On/Off	Versions DALI, PWM, On/Off	Versions DALI, PWM, On/Off	Versiones DALI, PWM, On/Off

bianco
white

nero
black

LINEA 48V PWM



Code*	Length	Lighting data				
	mm	Watt	lm	lm/W	CRI	CCT
470-009C04						2700
470-00904	400	7,2	621	87	90	3000
470-009A04						4000
470-079C06						2700
470-07906	600	12	1033	86	90	3000
470-079A06						4000
470-089C09						2700
470-08909	900	19	1653	87	90	3000
470-089A09						4000
470-099C19						2700
470-09919	1900	43	3722	86	90	3000
470-099A19						4000

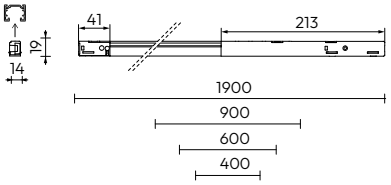

***Complete the code** + (1)

(1) **Colour**

-30 black

-31 white

LINEA 48V DALI



Code	Length	Lighting data				
	mm	Watt	lm	lm/W	CRI	CCT
469-019C						2700
469-019B	579	7,5	976	130	90	3000
469-019A						4000
469-029C						2700
469-029B	879	15	1952	130	90	3000
469-029A						4000
469-039C						2700
469-039B	1179	22,5	2928	130	90	3000
469-039A						4000

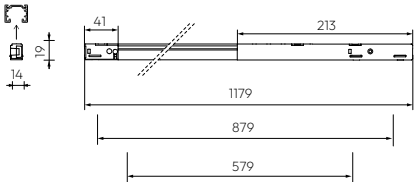

***Complete the code** + (1)

(1) **Colour**

-30 black

-31 white

ivela elcom

TORI

Dimensioni ridotte con grandi performance. TORI offre massima orientabilità con inclinazione fino a 65°, rotazione di 355° e regolazione interna di 25°, garantendo un'illuminazione precisa e flessibile. Disponibile nelle versioni a incasso con cornice e trimless TORI si integra con precisione in qualsiasi contesto architettonico, unendo versatilità funzionale a un'estetica discreta

Compact size, exceptional performance.
TORI combines maximum adjustability with elegant discretion, offering tilt angles up to 65°, 355° rotation, and 25° internal adjustment for precise, flexible lighting control. Available in recessed, trimless, it seamlessly adapts to any design need with refined style and versatility.

Petite taille et grandes performances. TORI offre un maximum de possibilités de réglage avec une inclinaison allant jusqu'à 65°, une rotation de 355° et un réglage interne de 25°, garantissant un éclairage précis et flexible. Disponible en version encastrée, trimless il s'adapte à toutes les exigences de conception avec élégance et discrétion.

Tamaño reducido con grandes prestaciones. TORI ofrece la máxima ajustabilidad con una inclinación de hasta 65°, rotación de 355° y ajuste interno de 25°, garantizando una iluminación precisa y flexible. Disponible en versiones empotrable, trimless, se adapta a cualquier exigencia de diseño con elegancia y discreción.



ıvela
elcom

TORI



S
p.386



L
p.388



L-TR
p.388

FEATURES

INCASSO
TRIMLESS E BATTUTA
Recessed trimless or with trim



TORI L



TORI L

TORI S
TORI L

ORIENTABILITÀ
Adjustability

DA -25°/28° A 65° DI INCLINAZIONE SUL PIANO ORIZZONTALE
From -25° to 65° of inclination on a horizontal plane

ROTAZIONE DI 355° SULL'ASSE
355° rotation on the axis

> 4000 lm
in ∅84mm


TORI L-TR

UGR < 16
UGR < 16


28°

TORI S

MULTI OTTICA 18° / 24° / 36° / 50°
Multi-optic 18° / 24° / 36° / 50°

INGOMBRO RIDOTTO
NEL CONTROSOFFITTO:
40 MM SOLO CON ORIENTAMENTO A 65°
Reduced recess depth in false ceiling: 40 mm only at 65° orientation

TORI S



TORI S

Installazione Incasso soffitto	Installation Ceiling recess	Installation Encastrement au plafond	Instalación Empotrar techo
Materiali Corpo: Alluminio Ottica: PMMA	Materials Body: Aluminium Optics: PMMA	Matériels Corps: Aluminium Optique: PMMA	Materiales Cuerpo: Aluminio Óptica: PMMA
Alimentazione 350/500/700/900 mA	Power supply 350/500/700/900 mA	Alimentation 350/500/700/900 mA	Alimentación 350/500/700/900 mA
Versioni DALI, Wireless, Phase cut, On/Off	Versions DALI, Wireless, Phase cut, On/Off	Versions DALI, Wireless, Phase cut, On/Off	Versiones DALI, Wireless, Phase cut, On/Off

bianco
white

nero
black

14°
21°
31°
38°
52°

15°+41°

TORI S



Code*	Lighting data			
	Watt	mA	lm[1]	lm/W
TOS-A ...	4,2	350	437	104
	6	500	598	99

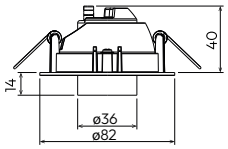

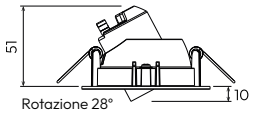

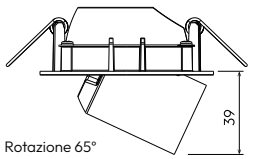

***Complete the code** + (1) + (2) + (3) + (4) + (5)

(1) **Beam (°)**	(2) **Installation**	(3) **CCT**	(4) **Finish**	(5) **Control**
X 14	**T** Ceiling	**27** 2700K	**BI** white	**ND** No driver
S 21		**30** 3000K	**NE** black	
M 31		**40** 4000K		
L 38				
H 52				
J 15+41				

ø 75 mm

[1] Product real lumen based on CCT at 4000K
Driver to be ordered separately



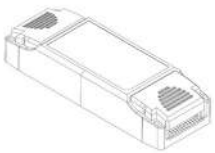



Accessories

81-02408	Driver 350mA
81-04003	Driver 350mA DALI
81-04008	Driver 500 mA - Phase cut & 1-10V
81-04002	Driver 500 mA - DALI
81-04087	Driver 500 mA - Wireless Bluetooth
28-4499-30	Honeycomb (on request)

TORI L



TORI L



TORI L-TR

Installazione Incasso soffitto	Installation Ceiling recess	Installation Encastrement au plafond	Instalación Empotrar techo
Materiali Corpo: Alluminio Ottica: PMMA	Materials Body: Aluminium Optics: PMMA	Matériels Corps: Aluminium Optique: PMMA	Materiales Cuerpo: Aluminio Óptica: PMMA
Alimentazione 350/500/700/900 mA	Power supply 350/500/700/900 mA	Alimentation 350/500/700/900 mA	Alimentación 350/500/700/900 mA
Versioni DALI, Wireless, Phase cut, On/Off	Versions DALI, Wireless, Phase cut, On/Off	Versions DALI, Wireless, Phase cut, On/Off	Versiones DALI, Wireless, Phase cut, On/Off

bianco
white

nero
black

18°
24°
36°
50°

TORI L



Code*	Lighting data			
	Watt	mA	lm[1]	lm/W
286-019 ...	17	500	2200	129
	25	700	3182	127
	32	900	4140	129

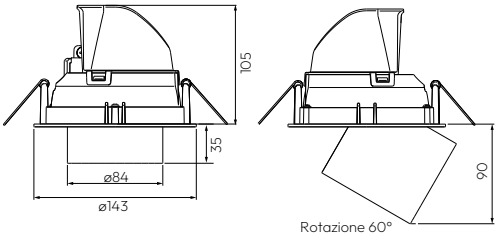

***Complete the code** + (1) + (2) + (3) + (4)

(1) **CCT**	(2) **Beam (°)**	(3) **Control**	(4) **Finish**
C 2700K	**Z** 18	**N**	**-16** black
B 3000K	**Y** 24		**-21** white
A 4000K	**W** 36		
	V 50		

ø 135 mm

[1] Product real lumen based on CCT at 4000K
Driver to be ordered separately

TORI L-TR



Code*	Lighting data			
	Watt	mA	lm[1]	lm/W
287-019 ...	17	500	2200	129
	25	700	3182	127
	32	900	4140	129

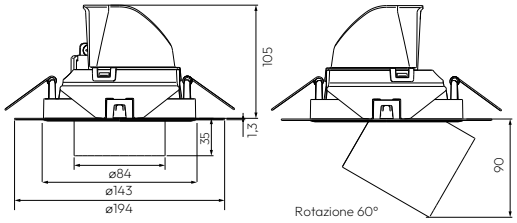

***Complete the code** + (1) + (2) + (3) + (4)

(1) **CCT**	(2) **Beam (°)**	(3) **Control**	(4) **Finish**
C 2700K	**Z** 18	**N**	**-16** black
B 3000K	**Y** 24		**-21** white
A 4000K	**W** 36		
	V 50		

ø 151 mm

[1] Product real lumen based on CCT at 4000K
Driver to be ordered separately

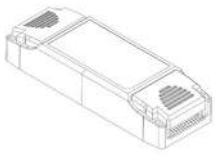

Accessories

81-04011	Driver 500mA
81-04002	Driver 500 mA DALI
81-04092	Driver 500 mA Wireless
81-04012	Driver 700 mA
81-04044	Driver 700 mA - Phase cut
81-02413	Driver 700 mA - DALI
81-04066	Driver 700 mA 1-10V
81-04015	Driver 900 mA



28-4896-30 Honeycomb (on request)



TORIL-TR



ivela elcom

PERFETTO IN

Gli incassi PERFETTO IN offrono una diffusione luminosa genera le o d'accento, garantendo sempre un elevato rendimento luminoso. La famiglia comprende versioni dedicate sia agli ambienti interni che esterni, con forme circolari che si armonizzano con qualsiasi contesto architettonico. Sono disponibili varianti fisse, orientabili e wall-washer, in diametri da 40 mm a 90 mm, per rispondere a ogni esigenza applicativa.

PERFETTO IN recessed luminaires provide both general and accent lighting, always ensuring high luminous efficiency. The range includes versions designed for both indoor and outdoor environments, featuring circular shapes that blend seamlessly with any architectural context. Fixed, adjustable and wall-washer versions are available, with diameters ranging from 40 mm to 90 mm, to meet every lighting requirement.

Les encastrés PERFETTO IN offrent un éclairage général ou d'accentuation, tout en garantissant un rendement lumineux élevé. La gamme comprend des versions destinées aux environnements intérieurs et extérieurs, avec des formes circulaires s'intégrant harmonieusement à tout contexte architectural. Des variantes fixes, orientables et wall-washer sont disponibles, avec des diamètres allant de 40 mm à 90 mm, pour répondre à toutes les exigences d'éclairage.

Los empotrables PERFETTO IN ofrecen una iluminación general o de acento, garantizando siempre una alta eficiencia luminosa. La familia incluye versiones destinadas tanto a interiores como a exteriores, con formas circulares que se integran perfectamente en cualquier entorno arquitectónico. Están disponibles versiones fijas, orientables y wall-washer, con diámetros de 40 mm a 90 mm, para satisfacer cualquier necesidad de iluminación.



PERFETTO IN



PERFETTO IN 40
p.396



PERFETTO IN 50
p.397



PERFETTO IN 50 IP65
p.398



PERFETTO IN 60 ORIENTABILE
p.399



PERFETTO IN 60 ORIENTABILE IP65/20
p.400



PERFETTO IN 70
p.401



PERFETTO IN 80 ORIENTABILE
p.402



PERFETTO IN 90 ORIENTABILE
p.403



PERFETTO IN 90 ORIENTABILE IP66
p.404



PERFETTO-IN 40 WITH LENS

IP 43 | CRI 90 | 5 YEARS WARRANTY

Ø36mm



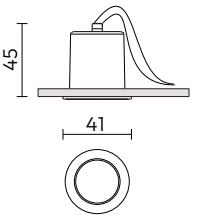

Code*	Lighting data		
	Watt	**mA**	**lm**[1]
254-219	2	500	127
	3	700	170

***Complete the code** + (1) + (2) + (3) + (4)

(1) **CCT**	(2) **Beam (°)**	(3) **Control** [2]	(4) **Colour**
C 2700K	**Z** 14	**N**	**-16** Black
B 3000K	**X** 30		**-21** White
A 4000K			

[1] Product real lumen based on CCT at 3000K
[2] Driver to be ordered separately

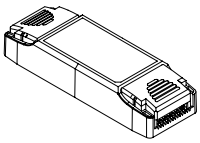



Accessories

81-04019	Driver 20W 500mA - max 8 fittings / Constant current
81-02531	Driver 12W 700mA - max 3 fittings / Constant current
28-4105-100	Cilindro oro satinato Satined gold baffle Cylindre or satiné Cilindro oro satinado

PERFETTO-IN 50 WITH LENS

IP 43 | CRI 90 | Ø43mm | 5 YEARS WARRANTY | DALI



Code*	Lighting data		
	Watt	**mA**	**lm**[1]
225-039	6	500	562

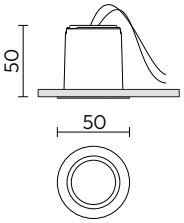

***Complete the code** + (1) + (2) + (3) + (4)

(1) **CCT**	(2) **Beam (°)**	(3) **Control** [2]	(4) **Colour**
C 2700K	**Y** 21	**N**	**-16** Black
B 3000K	**W** 38		**-21** White
A 4000K	**R** 15+41		

[1] Product real lumen based on CCT at 4000K
[2] Driver to be ordered separately

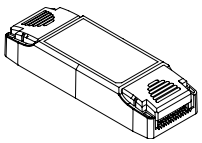





Accessories

81-04029	Driver 10W 500mA - Phase cut
81-04026	Driver 22W 500mA - DALI
81-04087	Driver 500mA - Wireless Bluetooth
28-4499-30	Frangiluce alveolare Honeycomb Nid d'abeille Panel de abeja
28-4449-47	Vetro zigrinato Prismatic spread lens Verre texturé Vidrio texturizado

PERFETTO-IN 50 IP65

IP 65 Front | IP 20 Back | CRI 90 | Ø43mm | 5 YEARS WARRANTY | DALI



Code*	Lighting data		
	Watt	**mA**	**lm**[1]
225-129	4,5	500	353
	6,5	700	473

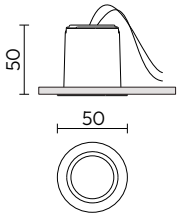

***Complete the code** + (1) + (2) + (3) + (4)

(1) **CCT**	(2) **Beam (°)**	(3) **Control** [2]	(4) **Colour**
C 2700K	**Y** 26	**N**	**-16** Black
B 3000K	**V** 54		**-21** White
A 4000K			

[1] Product real lumen based on CCT at 4000K
[2] Driver to be ordered separately

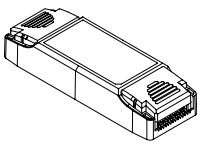

Accessories

81-04029	Driver 10W 500mA - Phase cut
81-04026	Driver 22W 500mA - DALI
81-04087	Driver 500mA - Wireless Bluetooth
81-04027	Driver 10W 700mA - Phase cut
81-04028	Driver 30W 700mA - DALI
81-04088	Driver 700mA - Wireless Bluetooth

PERFETTO-IN 60 WITH LENS

IP 43 | CRI 90 | Ø57mm | 5 YEARS WARRANTY | DALI



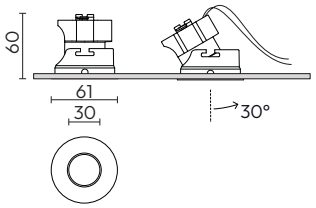

Code*	Lighting data		
	Watt	mA	lm[1]
260-069	6	500	562

***Complete the code** + (1) + (2) + (3) + (4)

(1) **CCT**	(2) **Beam (°)**	(3) **Control** [2]	(4) **Colour**
C 2700K	**Y** 21	**N**	**-16** Black
B 3000K	**W** 38		**-21** White
A 4000K	**R** 15+41		

[1] Product real lumen based on CCT at 4000K
[2] Driver to be ordered separately

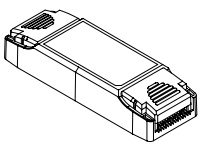

Accessories

81-04029	Driver 10W 500mA - Phase cut
81-04026	Driver 22W 500mA - DALI
81-04087	Driver 500mA - Wireless Bluetooth
81-04075	Driver 2,1-13W 300mA - Phase cut
81-04074	Driver 300mA - DALI
81-04072	Driver 300mA - 1-10V
81-04089	Driver 300mA - Wireless bluetooth





28-4499-30	Frangiluce alveolare Honeycomb Nid d'abeille Panel de abeja
28-4449-47	Vetro zigrinato Prismatic spread lens Verre texturé Vidrio texturizado

PERFETTO-IN 60 IP65/20 WITH LENS

IP 65 Front | IP 20 Back | CRI 90 | Ø57mm | 5 YEARS WARRANTY | DALI



Code*	Lighting data		
	Watt	mA	lm[1]
261-069	6	500	562

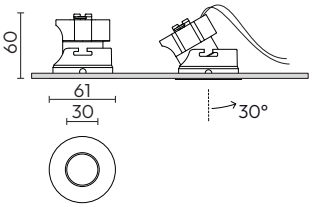

***Complete the code** + (1) + (2) + (3) + (4)

(1) **CCT**	(2) **Beam (°)**	(3) **Control** [2]	(4) **Colour**
C 2700K	**Y** 21	**N**	**-16** Black
B 3000K	**W** 38		**-21** White
A 4000K	**R** 15+41		

[1] Product real lumen based on CCT at 4000K
[2] Driver to be ordered separately

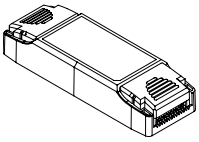





Accessories

81-04029	Driver 10W 500mA - Phase cut
81-04026	Driver 22W 500mA - DALI
81-04087	Driver 500mA - Wireless Bluetooth
28-4499-30	Frangiluce alveolare Honeycomb Nid d'abeille Panel de abeja
28-4449-47	Vetro zigrinato Prismatic spread lens Verre texturé Vidrio texturizado

PERFETTO-IN 70

IP 43 | CRI 90 | Ø64mm | 5 YEARS WARRANTY | DALI



Code*	Lighting data		
	Watt	mA	lm[1]
262-039 ...	6	180	526
	9	250	749
	12	350	987

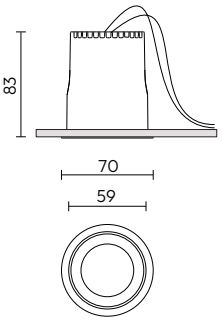

***Complete the code** + (1) + (2) + (3) + (4)

(1) **CCT**	(2) **Control** [2]	(3) **Beam (°)**	(4) **Colour**
C 2700K	**N**	**Y** 21	**-16** Black
B 3000K		**X** 38	**-21** White
A 4000K		**W** 44	

[1] Product real lumen based on CCT at 4000K
[2] Driver to be ordered separately

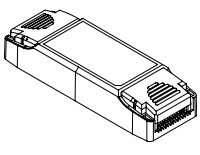



Accessories

81-04023	Driver 10W 180mA Phase Cut/1-10V
81-04009	Driver 10W 250mA
81-04010	Driver 15W 350mA - Phase cut
81-04003	Driver 20W 350mA - DALI
81-04090	Driver 350mA - Wireless Bluetooth
28-4039-100	Cilindro oro satinato Satined gold baffle Cylindre or satiné Cilindro oro satinado
28-4039-31	Cilindro bianco White baffle Cylindre blanc Cilindro blanco





28-4208-30	Frangiluce alveolare Honeycomb Nid d'abeille Panel de abeja
28-4065-47	Vetro zigrinato Prismatic spread lens Verre texturé Vidrio texturizado
28-4065-61	Vetro sabbiato Frosted glass Verre sablé Vidrio esmerilado
28-4065-103	Vetro ellittico Elliptical spread lens Verre elliptique Vidrio elíptico

PERFETTO-IN 80 REFLECTOR

IP 20 | CRI 90 | Ø75mm | 5 YEARS WARRANTY | DALI



Code*	Lighting data		
	Watt	**mA**	**lm**[1]
268-039	6	180	508
	9	250	723
	12	350	953
	18	500	1322

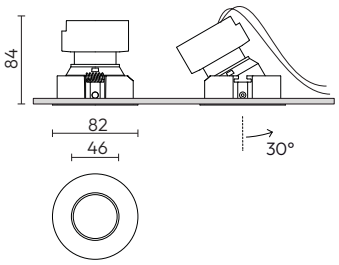

***Complete the code** + (1) + (2) + (3) + (4)

(1) **CCT**	(2) **Beam (°)**	(3) **Control** [2]	(4) **Colour**
C 2700K	**Y** 21	**N**	**-16** Black
B 3000K	**X** 38		**-21** White
A 4000K			

CE 850°

[1] Product real lumen based on CCT at 4000K
[2] Driver to be ordered separately

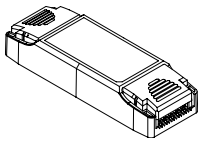

Accessories

81-04023 Driver 10W 180mA - Phase cut/1-10V
81-04009 Driver 10W 250mA

81-04010 Driver 15W 350mA - Phase cut
81-04003 Driver 20W 350mA - DALI
81-04011 Driver 23W 500mA

81-04002 Driver 20W 500mA - DALI/1-0V/Push
81-04092 Driver 500mA - Wireless Bluetooth



28-4163-30 Frangiluce alveolare
Honeycomb
Nid d'abeille
Panel de abeja



28-3905-47 Schermo di chiusura in termoplastico trasparente
Closing screen in clear thermoplastic material
Écran de fermeture en thermoplastique transparent
Pantalla de cierre en termoplástico transparente



28-4065-47 Vetro zigrinato
Prismatic spread lens
Verre texturé
Vidrio texturizado

28-4065-61 Vetro sabbiato
Frosted glass
Verre sablé
Vidrio esmerilado

28-4065-103 Vetro ellittico
Elliptical spread lens
Verre elliptique
Vidrio elíptico

PERFETTO-IN 90

IP 20 | CRI 90 | Ø84mm | 5 YEARS WARRANTY | DALI



Code*	Lighting data		
	Watt	mA	lm[1]
263-039	6	180	508
	9	250	723
	12	350	953
	18	500	1322

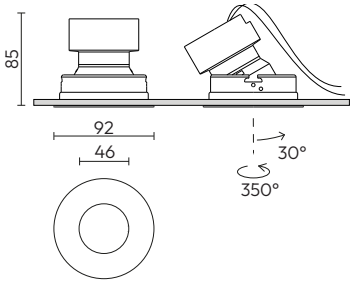

***Complete the code** + (1) + (2) + (3) + (4)

(1) **CCT**	(2) **Beam (°)**	(3) **Control** [2]	(4) **Colour**
C 2700K	**Y** 21	**N**	**-16** Black
B 3000K	**X** 38		**-21** White
A 4000K			

[1] Product real lumen based on CCT at 4000K
[2] Driver to be ordered separately

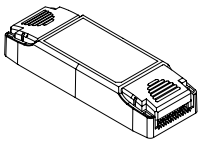

Accessories

81-04023	Driver 10W 180mA - Phase cut/1-10V
81-04009	Driver 10W 250mA
81-04010	Driver 15W 350mA - Phase cut
81-04003	Driver 20W 350mA - DALI
81-04090	Driver 350mA - Wireless bluetooth
81-04011	Driver 23W 500mA
81-04002	Driver 20W 500mA - DALI/1-0V/Push
81-04092	Driver 500mA - Wireless Bluetooth



28-4163-30 Schermo di chiusura in termoplastico trasparente
Closing screen in clear thermoplastic material
Écran de fermeture en thermoplastique transparent
Pantalla de cierre en termoplástico transparente



28-3905-47 Frangiluce alveolare
Honeycomb
Nid d'abeille
Panel de abeja



28-4074-47 Vetro zigrinato
Prismatic spread lens
Verre texturé
Vidrio texturizado

28-4073-61 Vetro sabbiato
Frosted glass
Verre sablé
Vidrio esmerilado

28-4073-103 Vetro ellittico
Elliptical spread lens
Verre elliptique
Vidrio elíptico

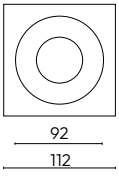

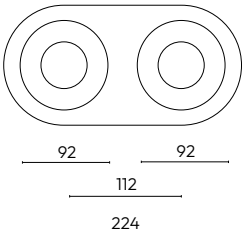

28-4318-21 ø 100 mm Cornice quadra bianco mat
Mat white square frame
Cadre carré blanc mat
Marco cuadrado blanco mate

28-4181-21 2 x ø 100 mm Cornice tonda doppia bianco mat
Mat white twin round frame
Cadre rond double blanc mat
Marco redondo doble blanco mate

PERFETTO-IN 90 WITH LENS IP66

IP 66 | CRI 90 | Ø84mm | 5 YEARS WARRANTY | DALI



Code*	Lighting data		
	Watt	**mA**	**lm**[1]
266-069	6	500	562
	8,7	700	745

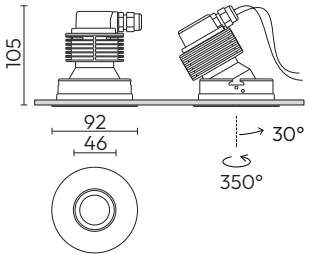

***Complete the code** + (1) + (2) + (3) + (4)

(1) **CCT**	(2) **Beam (°)**	(3) **Control** [2]	(4) **Colour**
C 2700K	**Y** 21	**N**	**-16** Black
B 3000K	**W** 38		**-21** White
A 4000K			

[1] Product real lumen based on CCT at 4000K
[2] Driver to be ordered separately

Accessories

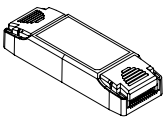

81-04040	Driver 24W 500mA (IP68)
81-04029	Driver 10W 500mA - Phase cut
81-04026	Driver 22W 500mA - DALI
81-04032	Driver 30W 700mA (IP68)
81-04034	Driver 30W 700mA (IP68) - DALI
81-04027	Driver 10W 700mA - Phase cut
81-04028	Driver 30W 700mA - DALI
81-04088	Driver 700mA - Wireless Bluetooth



28-4163-30 Frangiluce alveolare
Honeycomb
Nid d'abeille
Panel de abeja



84108 Connettore stagno
Rated cable connector
Connecteur étanche
Conector estanco

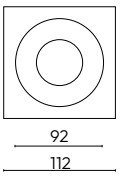

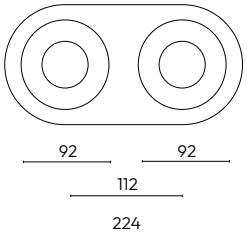

28-4318-21 ø 100 mm Cornice quadra bianco mat
Mat white square frame
Cadre carré blanc mat
Marco cuadrado blanco mate

28-4181-21 2 x ø 100 mm Cornice tonda doppia bianco mat
Mat white twin round frame
Cadre rond double blanc mat
Marco redondo doble blanco mate



ivela elcom

RA

La gamma RA rappresenta una soluzione d'illuminazione versatile e performante, capace di coniugare efficienza energetica, qualità della luce e design discreto. Comprende diversi modelli, pensati per adattarsi a differenti esigenze di progetto, dalle installazioni più compatte a quelle che richiedono potenze maggiori. Il design elegante e minimale consente un'integrazione armoniosa in qualsiasi contesto architettonico, mentre l'affidabilità dei materiali e la tecnologia LED di ultima generazione garantiscono prestazioni costanti e durature. Questa famiglia di prodotti offre una risposta completa e flessibile per chi desidera un'illuminazione professionale, moderna e rispettosa dei consumi. Parte della gamma degli incassi è sviluppata con alti gradi IP per far sì che i prodotti, oltre a risultare affidabili e resistenti, possano essere integrati anche in spazi con elevati livelli di umidità (bagni, docce, spa) ed aumentando quindi le possibilità di applicazione.

The RA range represents a versatile and high-performance lighting solution, able to combine energy efficiency, light quality and a discreet design. It includes several models designed to meet different project requirements, from the most compact installations to those requiring higher power. Its elegant and minimal appearance allows for harmonious integration into any architectural context, while the reliability of the materials and the latest generation of LED technology ensure consistent and long-lasting performance.
Part of the recessed range is also developed with high IP ratings, making these products not only reliable and resistant but also suitable for integration in spaces with high levels of humidity, such as bathrooms, showers and spas, thereby increasing the possibilities of application.

La gamme RA représente une solution d'éclairage polyvalente et performante, capable d'allier efficacité énergétique, qualité de lumière et design discret. Elle comprend plusieurs modèles conçus pour répondre à différentes exigences de projet, des installations les plus compactes à celles nécessitant une puissance plus élevée. Son esthétique élégante et minimaliste permet une intégration harmonieuse dans tout contexte architectural, tandis que la fiabilité des matériaux et la technologie LED de dernière génération garantissent des performances constantes et durables.
Une partie de la gamme encastrée est également développée avec des indices de protection IP élevés, ce qui rend ces produits non seulement fiables et résistants, mais aussi adaptés à une intégration dans des espaces à forte humidité, tels que les salles de bains, les douches et les spas, augmentant ainsi les possibilités d'application.

La gama RA representa una solución de iluminación versátil y de alto rendimiento, capaz de combinar eficiencia energética, calidad de la luz y un diseño discreto. Incluye varios modelos diseñados para adaptarse a diferentes requisitos de proyecto, desde las instalaciones más compactas hasta aquellas que requieren mayor potencia. Su estética elegante y minimalista permite una integración armoniosa en cualquier contexto arquitectónico, mientras que la fiabilidad de los materiales y la tecnología LED de última generación garantizan un rendimiento constante y duradero.
Parte de la gama de empotrables también se ha desarrollado con altos grados de protección IP, lo que hace que estos productos no solo sean fiables y resistentes, sino también adecuados para integrarse en espacios con altos niveles de humedad, como baños, duchas y spas, ampliando así las posibilidades de aplicación.



RA



RA8 DIXIT LED
p.410



RA8 Q DIXIT LED
p.411



RA8 TL DIXIT LED
p.412



RA8 DIXIT LED ADJUSTABLE
p.413



RA8 SOFT DIXIT LED
p.414



RA8 DIXIT LED IP65
p.415



RA8 DIXIT LED ADJUSTABLE IP66
p.416



RA11 DIXIT LED
p.417



RA11 TL DIXIT LED
p.418



RA11 SOFT DIXIT LED
p.419



RA11 DIXIT LED ADJUSTABLE
p.420



RA16
p.421



RA23 SP DIXIT LED
p.422



RA8 DIXIT LED

IP 43 | CRI 90 | 5 YEARS WARRANTY | DALI

Ø70mm



Code*	Lighting data			
	Watt	**mA**	**lm**[1]	**Beam (°)**
238-250	12	350	1622	26
	9	250	1183	26

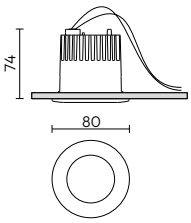

***Complete the code** + (1) + (2) + (3)

(1) **CCT**	(2) **Control**[2]	(3) **Colour**
A 4000K	**N**	**-21** White
B 3000K		
C 2700K		

[1] Product real lumen based on CCT at 4000K
[2] Driver to be ordered separately

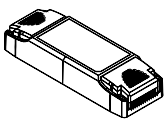

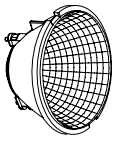

Accessories

81-04009	Driver 10W 250mA
81-04042	Driver 9W 250mA DALI
81-04010	Driver 15W 350mA Phase-cut
81-04003	Driver 20W 350mA DALI
28-3868-51	Dispositivo ottico professionale W 45° Professional optic device W 45° Dispositif optique professionnel W 45° Dispositivo óptico profesional W 45°
28-3868-31	Dispositivo ottico professionale XW 65° Professional optic device XW 65° Dispositif optique professionnel XW 65° Dispositivo óptico profesional XW 65°

RA8 Q DIXIT LED

IP 43 | CRI 90 | 5 YEARS WARRANTY | Ø70mm | DALI



Code*	Lighting data			
	Watt	**mA**	**lm**[1]	**Beam (°)**
233-250	12	350	1810	26
	9	250	1321	26

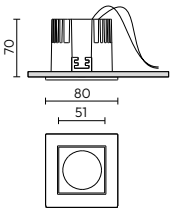

***Complete the code** + (1) + (2) + (3)

(1) **CCT**	(2) **Control**[2]	(3) **Colour**
A 4000K	**N**	**-21** White
B 3000K		
C 2700K		

[1] Product real lumen based on CCT at 4000K
[2] Driver to be ordered separately

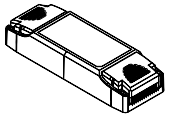

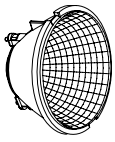

Accessories

81-04009	Driver 10W 250mA
81-04042	Driver 9W 250mA DALI
81-04010	Driver 15W 350mA Phase-cut
81-04003	Driver 20W 350mA DALI
28-3903-51	Dispositivo ottico professionale W 45° Professional optic device W 45° Dispositif optique professionnel W 45° Dispositivo óptico profesional W 45°
28-3903-31	Dispositivo ottico professionale XW 65° Professional optic device XW 65° Dispositif optique professionnel XW 65° Dispositivo óptico profesional XW 65°

RA8 TL DIXIT LED

IP 43 | CRI 90 | 5 YEARS WARRANTY | DALI

Ø92mm



Code*	Lighting data			
	Watt	**mA**	**lm**[1]	**Beam (°)**
234-259	12	350	1388	26
	9	250	1041	26

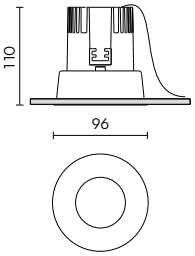

***Complete the code** + (1) + (2) + (3)

(1) **CCT**	(2) **Control**[2]	(3) **Colour**
A 4000K	**N**	**-21** White
B 3000K		
C 2700K		

[1] Product real lumen based on CCT at 4000K
[2] Driver to be ordered separately

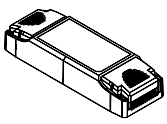

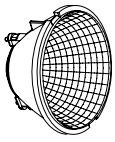

Accessories

81-04009	Driver 10W 250mA
81-04042	Driver 9W 250mA DALI
81-04010	Driver 15W 350mA Phase-cut
81-04003	Driver 20W 350mA DALI
28-3868-51	Dispositivo ottico professionale W 45° Professional optic device W 45° Dispositif optique professionnel W 45° Dispositivo óptico profesional W 45°
28-3868-31	Dispositivo ottico professionale XW 65° Professional optic device XW 65° Dispositif optique professionnel XW 65° Dispositivo óptico profesional XW 65°

RA 8 DIXIT LED ADJUSTABLE

IP 20 | CRI 90 | 5 YEARS WARRANTY | DALI

Ø86mm



Code*	Lighting data			
	Watt	**mA**	**lm**[1]	**Beam (°)**
239-250	12	350	1622	26
	9	250	1183	26

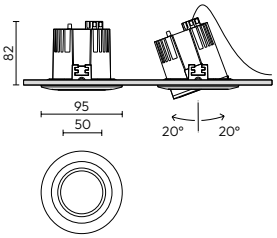

***Complete the code** + (1) + (2) + (3)

(1) **CCT**	(2) **Control**[2]	(3) **Colour**
A 4000K	**N**	**-21** White
B 3000K		
C 2700K		

[1] Product real lumen based on CCT at 4000K
[2] Driver to be ordered separately

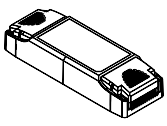

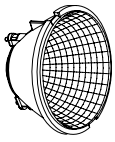

Accessories

81-04009	Driver 10W 250mA
81-04042	Driver 9W 250mA DALI
81-04010	Driver 15W 350mA Phase-cut
81-04003	Driver 20W 350mA DALI
28-3868-51	Dispositivo ottico professionale W 45° Professional optic device W 45° Dispositif optique professionnel W 45° Dispositivo óptico profesional W 45°
28-3868-31	Dispositivo ottico professionale XW 65° Professional optic device XW 65° Dispositif optique professionnel XW 65° Dispositivo óptico profesional XW 65°

RA 8 SOFT DIXIT LED

IP 43 | CRI 90 | 5 YEARS WARRANTY | DALI

Ø96mm



Code*	Lighting data		
	Watt	**mA**	**lm**[1]
238-039	12	350	1241
	9	250	906

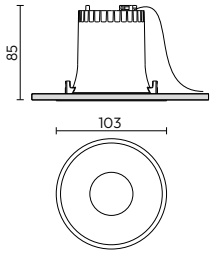

***Complete the code** + (1) + (2) + (3) + (4)

(1) **CCT**	(2) **Control**[2]	(3) **Beam (°)**	(4) **Colour**
A 4000K	**N**	**T** 65	**-16** Black
B 3000K		**V** 45	**-21** White
C 2700K		**Y** 26	

[1] Product real lumen based on CCT at 4000K
[2] Driver to be ordered separately

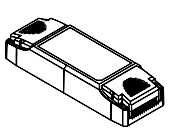

Accessories

81-04009	Driver 10W 250mA
81-04042	Driver 9W 250mA DALI
81-04010	Driver 15W 350mA Phase-cut
81-04003	Driver 20W 350mA DALI
81-04090	Driver 350mA Wireless

RA 8 DIXIT LED IP65

IP 65 | CRI 90 | 5 YEARS WARRANTY | Ø70mm | DALI



Code*	Lighting data		
	Watt	**mA**	**lm**[1]
237-250	12	350	1472
	9	250	1385

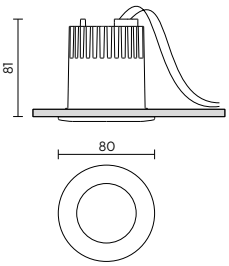

***Complete the code** + (1) + (2) + (3) + (4)

(1) **CCT**	(2) **Control**[2]	(3) **Beam (°)**	(4) **Colour**
A 4000K	**N**	**T** 65	**-16** Black
B 3000K		**V** 45	**-73** White/Black buffle
C 2700K		**Y** 26	

[1] Product real lumen based on CCT at 4000K
[2] Driver to be ordered separately

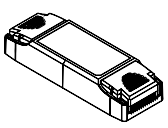

Accessories

81-04009	Driver 10W 250mA
81-04042	Driver 9W 250mA DALI
81-04010	Driver 15W 350mA Phase-cut
81-04003	Driver 20W 350mA DALI
81-04090	Driver 350mA Wireless

RA 8 DIXIT LED ADJUSTABLE IP66

IP 66 | CRI 90 | 5 YEARS WARRANTY | Ø86mm



Code*	Lighting data	
	Watt	lm[1]
235-250	12	1622

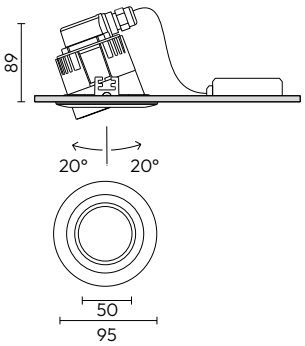

***Complete the code** + (1) + (2) + (3)

(1) **CCT**	(3) **Beam (°)**	(3) **Colour**
A 4000K	**T** 65	**-16** Black
B 3000K	**V** 45	**-21** White
C 2700K	**Y** 26	

CE 850°

[1] Product real lumen based on CCT at 4000K

RA 11 DIXIT LED

IP 43 | CRI 90 | 5 YEARS WARRANTY | Ø100mm | DALI



Code*	Lighting data			
	Watt	mA	lm[1]	Beam (°)
255-200	26	700	2848	55
	18	500	2180	55
	12	350	1602	55

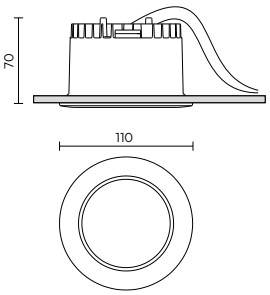

***Complete the code** + (1) + (2) + (3)

(1) **CCT**	(2) **Control**[2]	(3) **Colour**
A 4000K	**N**	**-21** White
B 3000K		
C 2700K		

[1] Product real lumen based on CCT at 4000K
[2] Driver to be ordered separately

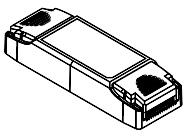

Accessories

81-04010	Driver 15W 350mA Phase-cut
81-04003	Driver 20W 350mA DALI
81-04011	Driver 23W 500mA
81-04002	Driver 20W 500mA DALI/ 1-10V/Push
81-04012	Driver 32W 700mA
81-04044	Driver 26W 700mA Phase-cut
81-04066	Driver 1,4W 32W 700mA 1-10V/Push
81-02413	Driver 26W 700mA DALI 2

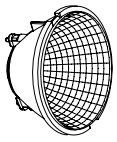

28-3140-51	Dispositivo ottico professionale S 18° Professional optic device S 18° Dispositif optique professionnel S 18° Dispositivo óptico profesional S 18°
28-3142-51	Dispositivo ottico professionale M 30° Professional optic device M 30° Dispositif optique professionnel M 30° Dispositivo óptico profesional M 30°
28-3141-31	Dispositivo ottico professionale XW 70° Professional optic device XW 70° Dispositif optique professionnel XW 70° Dispositivo óptico profesional XW 70°



28-4019-30	Frangiluce alveolare Honeycomb Nid d'abeille Panel de abeja

RA11 TL DIXIT LED

IP 43 | CRI 90 | 5 YEARS WARRANTY | DALI

Ø122mm



Code*	Lighting data			
	Watt	**mA**	**lm**[1]	**Beam (°)**
257-200	26	700	2829	55
	18	500	2180	55
	12	350	1602	55

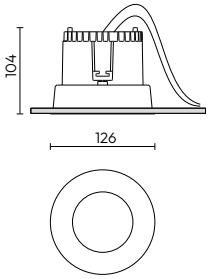

***Complete the code** + (1) + (2) + (3)

(1) **CCT**	(2) **Control**[2]	(3) **Colour**
A 4000K	**N**	**-21** White
B 3000K		
C 2700K		

[1] Product real lumen based on CCT at 4000K
[2] Driver to be ordered separately

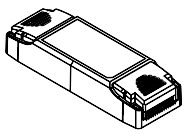

Accessories

81-04010	Driver 15W 350mA Phase-cut
81-04003	Driver 20W 350mA DALI
81-04011	Driver 23W 500mA
81-04002	Driver 20W 500mA DALI/ 1-10V/Push
81-04012	Driver 32W 700mA
81-04044	Driver 26W 700mA Phase-cut
81-04066	Driver 1,4W 32W 700mA 1-10V/Push
81-02413	Driver 26W 700mA DALI 2

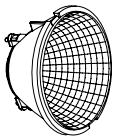

28-3140-51	Dispositivo ottico professionale S 18° Professional optic device S 18° Dispositif optique professionnel S 18° Dispositivo óptico profesional S 18°
28-3142-51	Dispositivo ottico professionale M 30° Professional optic device M 30° Dispositif optique professionnel M 30° Dispositivo óptico profesional M 30°
28-3141-31	Dispositivo ottico professionale XW 70° Professional optic device XW 70° Dispositif optique professionnel XW 70° Dispositivo óptico profesional XW 70°



28-4019-30	Frangiluce alveolare Honeycomb Nid d'abeille Panel de abeja

RA11 SOFT DIXIT LED

IP 43 | CRI 90 | 5 YEARS WARRANTY | DALI

Ø134mm



Code*	Lighting data		
	Watt	**mA**	**lm**[1]
258-200	26	700	2829
	18	500	2274
	12	350	1843

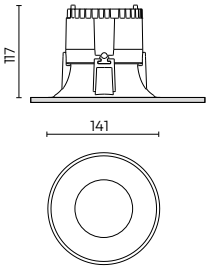

***Complete the code** + (1) + (2) + (3) + (4)

(1) **CCT**	(2) **Control**[2]	(3) **Beam (°)**	(4) **Colour**
A 4000K	**N**	**T** 70	**-16** Black
B 3000K		**V** 55	**-21** White
C 2700K		**X** 30	
		Y 18	

[1] Product real lumen based on CCT at 4000K
[2] Driver to be ordered separately

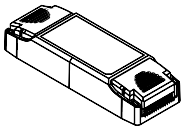

Accessories

81-04010	Driver 15W 350mA Phase-cut
81-04003	Driver 20W 350mA DALI
81-04011	Driver 23W 500mA
81-04002	Driver 20W 500mA DALI/ 1-10V/Push
81-04012	Driver 32W 700mA
81-04044	Driver 26W 700mA Phase-cut
81-04066	Driver 1,4W 32W 700mA 1-10V/Push
81-02413	Driver 26W 700mA DALI 2
81-04092	Driver 21W 500mA Wireless



28-4019-30	Frangiluce alveolare Honeycomb Nid d'abeille Panel de abeja

RA11 DIXIT LED ADJUSTABLE

IP 43 | CRI 90 | 5 YEARS WARRANTY | DALI

Ø116mm



Code*	Lighting data			
	Watt	mA	lm[1]	Beam (°)
256-200	26	700	2829	55
	18	500	2180	55
	12	350	1602	55

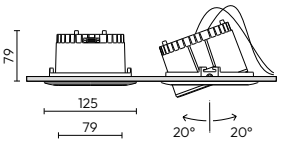

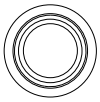

***Complete the code** + (1) + (2) + (3)

(1) **CCT**	(2) **Control**[2]	(3) **Colour**
A 4000K	**N**	**-21** White
B 3000K		
C 2700K		

[1] Product real lumen based on CCT at 4000K
[2] Driver to be ordered separately

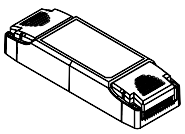

Accessories

81-04010	Driver 15W 350mA Phase-cut
81-04003	Driver 20W 350mA DALI
81-04011	Driver 23W 500mA
81-04002	Driver 20W 500mA DALI/ 1-10V/Push
81-04012	Driver 32W 700mA
81-04044	Driver 26W 700mA Phase-cut
81-04066	Driver 1,4W 32W 700mA 1-10V/Push
81-02413	Driver 26W 700mA DALI 2

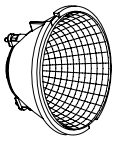

28-3140-51	Dispositivo ottico professionale S 18° Professional optic device S 18° Dispositif optique professionnel S 18° Dispositivo óptico profesional S 18°
28-3142-51	Dispositivo ottico professionale M 30° Professional optic device M 30° Dispositif optique professionnel M 30° Dispositivo óptico profesional M 30°
28-3141-31	Dispositivo ottico professionale XW 70° Professional optic device XW 70° Dispositif optique professionnel XW 70° Dispositivo óptico profesional XW 70°



28-4019-30	Frangiluce alveolare Honeycomb Nid d'abeille Panel de abeja

RA16

IP 43 | CRI 90 | 5 YEARS WARRANTY | DALI

Ø155mm



Code*	Lighting data			
	Watt	mA	lm[1]	Beam (°)
250-230	26	700	2283	110
250-220	18	500	1699	110

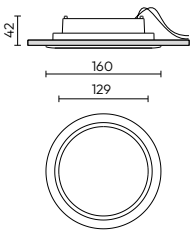

***Complete the code** + (1) + (2) + (3)

(1) **CCT**	(2) **Control**[2]	(3) **Colour**
A 4000K **B** 3000K	**N**	**-21** White

[1] Product real lumen based on CCT at 4000K
[2] Driver to be ordered separately

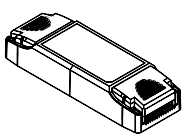

Accessories

81-04011	Driver 23W 500mA
81-04002	Driver 20W 500mA DALI/ 1-10V/Push
81-04012	Driver 32W 700mA
81-04044	Driver 26W 700mA Phase-cut
81-02413	Driver 26W 700mA DALI 2

RA23 SP DIXIT LED

IP 43 | CRI 90 | 5 YEARS WARRANTY | DALI

Ø220mm



Code*	Lighting data			
	Watt	**mA**	**lm**[1]	**Beam (°)**
249-250	75	1400	8468	100
249-240	51	1400	4923	100

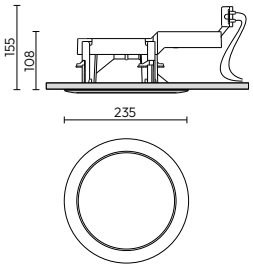

***Complete the code** + (1) + (2) + (3)

(1) **CCT**	(2) **Control**[2]	(3) **Colour**
A 4000K **B** 3000K	**N**	**-21** White

[1] Product real lumen based on CCT at 4000K
[2] Driver to be ordered separately

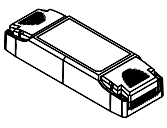

Accessories

81-04004	Driver 60W 1400mA On-off
81-04016	Driver 60W 1400mA DALI
81-04018	Driver 75W 1400mA On-off



RA11 TL DIXIT LED

KARDAN

KARDAN è ideale per ambienti espositivi e ovunque siano richieste luci d'accento, come vetrine, musei, gallerie d'arte. Caratterizzato da una o due fonti luminose orientabili e indipendenti fra loro, disponibile nella versione con e senza cornice è facilmente integrabile in ogni tipologia di arredo grazie alle sue linee essenziali e all'ampia gamma di accessori ottici a corredo.

KARDAN is ideal for exhibition spaces and wherever accent lighting is required, such as shop windows, museums, and art galleries. Featuring one or two adjustable and independent light sources, it is available in both trim and trimless versions. Thanks to the essential lines and wide range of optical accessories, it is easily integrated into any type of interior design.

KARDAN est idéal pour les espaces d'exposition et partout où un éclairage d'accentuation est nécessaire, comme les vitrines, les musées et les galeries d'art. Doté d'une ou deux sources lumineuses orientables et indépendantes, il est disponible en version avec ou sans cadre. Ses lignes essentielles et sa large gamme d'accessoires optiques permettent une intégration facile dans tout type d'aménagement.

KARDAN es ideal para espacios expositivos y en cualquier lugar donde se requiera iluminación de acento, como escaparates, museos y galerías de arte. Con una o dos fuentes de luz orientables e independientes, está disponible en versiones con o sin marco. Sus líneas esenciales y su amplia gama de accesorios ópticos permiten integrarlo fácilmente en cualquier tipo de diseño interior.



KARDAN



KARDAN-IN 1L
p.428



KARDAN-IN 2L
p.428



KARDAN-TL 1L
p.429



KARDAN-TL 2L
p.429



KARDAN - IN 1L

IP 20 | CRI 90 | 5 YEARS WARRANTY | DALI

135X130mm



Code*	Lighting data		
	Watt	mA	lm[1]
508-211	12	350	1314
	18	500	1825

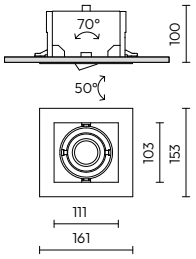

***Complete the code** + (1) + (2) + (3)

(1) CCT	(2) Control [2]	(3) Beam (°)	(4) Colour
A 4000K	**N**	**Y** 24	**-21** White
B 3000K		**X** 30	**-16** Black
C 2700K		**W** 45	
		V 55	

[1] Product real lumen based on CCT at 4000K
[2] Driver to be ordered separately

KARDAN - IN 2L

IP 20 | CRI 90 | 5 YEARS WARRANTY | DALI

135X245mm



Code*	Lighting data		
	Watt	mA	lm[1]
508-221	2x12	2x350	2x1314
	2x18	2x500	2x1825

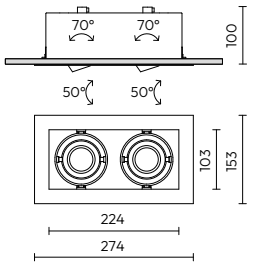

***Complete the code** + (1) + (2) + (3)

(1) CCT	(2) Control [2]	(3) Beam (°)	(4) Colour
A 4000K	**N**	**Y** 24	**-21** White
B 3000K		**X** 30	**-16** Black
C 2700K		**W** 45	
		V 55	

[1] Product real lumen based on CCT at 4000K
[2] Driver to be ordered separately



Accessories

81-04010	Driver 15W 350mA Phase-cut
81-04003	Driver 20W 350mA DALI
81-04011	Driver 23W 500mA
81-04002	Driver 20W 500mA DALI/1-10V/Push
81-04092	Driver 21W 500mA Wireless Bluetooth
81-04012	Driver 32W 700mA
81-04066	Driver 1W-32W 700mA 1-10V/Push
81-04021	Driver 50W 2x500mA





28-4536-30	Frangiluce alveolare Honeycomb Grille nid d'abeilles antireflet Panel de abeja
28-3905-47	Schermo di chiusura in termoplastico trasparente Closing screen in clear thermoplastic material Écran de fermeture en thermoplastique transparent Pantalla de cierre en termoplástico transparente

KARDAN - TL 1L

IP 20 | CRI 90 | 5 YEARS WARRANTY | DALI

115X124mm



Code*	Lighting data		
	Watt	mA	lm[1]
509-211	12	350	1314
	18	500	1825

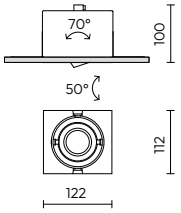

***Complete the code** + (1) + (2) + (3)

(1) CCT	(2) Control [2]	(3) Beam (°)	(4) Colour
A 4000K	**N**	**Y** 24	**-16** Black
B 3000K		**X** 30	
C 2700K		**W** 45	
		V 55	

[1] Product real lumen based on CCT at 4000K
[2] Driver to be ordered separately

KARDAN - TL 2L

IP 20 | CRI 90 | 5 YEARS WARRANTY | DALI

115X238mm



Code*	Lighting data		
	Watt	mA	lm[1]
509-221	2x12	2x350	2x1314
	2x18	2x500	2x1825

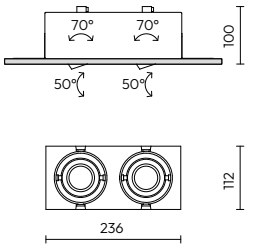

***Complete the code** + (1) + (2) + (3)

(1) CCT	(2) Control [2]	(3) Beam (°)	(4) Colour
A 4000K	**N**	**Y** 24	**-16** Black
B 3000K		**X** 30	
C 2700K		**W** 45	
		V 55	

[1] Product real lumen based on CCT at 4000K
[2] Driver to be ordered separately



Accessories

81-04010	Driver 15W 350mA Phase-cut
81-04003	Driver 20W 350mA DALI
81-04011	Driver 23W 500mA
81-04002	Driver 20W 500mA DALI/1-10V/Push
81-04092	Driver 500mA Wireless Bluetooth
81-04012	Driver 32W 700mA
81-04066	Driver 1W-32W 700mA 1-10V/Push
81-04021	Driver 50W 2x500mA





28-4536-30 Frangiluce alveolare
Honeycomb
Grille nid d'abeilles antireflet
Panel de abeja

28-3905-47 Schermo di chiusura in termoplastico trasparente
Closing screen in clear thermoplastic material
Écran de fermeture en thermoplastique transparent
Pantalla de cierre en termoplástico transparente

SAO

La linea SAO è una famiglia di faretti da incasso a soffitto progettata per offrire soluzioni luminose versatili e performanti in ambito residenziale, commerciale e hospitality. Disponibile in diversi diametri e potenze, garantisce un'illuminazione ampia e confortevole grazie alle ottiche da 30° e 90° e all'elevata resa luminosa.

Caratterizzata da un design essenziale e da un'installazione a incasso fisso, la linea include modelli con alimentatore integrato o esterno, oltre a varianti con differenti temperature di colore e con un livello di abbagliamento molto contenuto. L'affidabilità nel tempo rende SAO adatta a una vasta gamma di contesti interni, assicurando qualità della luce e continuità estetica su tutta la famiglia.

The SAO range is a family of recessed ceiling downlights designed to provide versatile and high-performance lighting solutions for residential, commercial, and hospitality applications.
Available in various diameters and power outputs, it ensures wide and comfortable illumination thanks to 30° and 90° optics and high luminous efficacy.
Featuring a clean, essential design and fixed recessed installation, the range includes versions with integrated or remote power supply, as well as options with different colour temperatures and a very low glare level.
Long-term reliability makes SAO suitable for a wide variety of indoor environments, ensuring consistent light quality and aesthetic continuity across the entire range.

La gamme SAO est une famille de downlights encastrés au plafond, conçue pour offrir des solutions d'éclairage polyvalentes et performantes dans les environnements résidentiels, commerciaux et hôteliers.
Disponible en différents diamètres et puissances, elle garantit un éclairage large et confortable grâce aux optiques 30° et 90° et à une haute efficacité lumineuse.
Caractérisée par un design épuré et une installation encastrée fixe, la gamme comprend des modèles avec alimentation intégrée ou déportée, ainsi que des versions avec différentes températures de couleur et un faible niveau d'éblouissement.
La fiabilité dans le temps rend SAO adaptée à une grande variété de contextes intérieurs, assurant une qualité de lumière constante et une continuité esthétique sur l'ensemble de la gamme.

La gama SAO es una familia de downlights empotrados en techo, diseñada para ofrecer soluciones de iluminación versátiles y de alto rendimiento en entornos residenciales, comerciales y hospitality.
Disponible en diferentes diámetros y potencias, garantiza una iluminación amplia y confortable gracias a las ópticas de 30° y 90° y a su alta eficiencia luminosa.
Con un diseño esencial y una instalación empotrada fija, la gama incluye versiones con fuente de alimentación integrada o remota, así como variantes con distintas temperaturas de color y un muy bajo nivel de deslumbramiento.
Su fiabilidad a largo plazo hace que SAO sea adecuada para una amplia variedad de espacios interiores, asegurando calidad lumínica y continuidad estética en toda la familia.



SAO



SAO 113
p.434



SAO 174
p.434



SAO 244
p.435



SAO 279
p.435



SAO 113

IP 40 | CRI 80 | UGR <19 | AC DIRECT 220-240V | 2 YEARS WARRANTY | Ø100mm



Code*	Lighting data		
	Power	lm[1]	Beam (°)
S113-	10	925	90

*Complete the code + (1) + (2)

(1) Power	(2) CCT
10W 10	C 3000K N 4000K

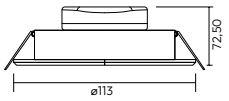

CE

[1]Product real lumen based on CCT at 4000K
White finish only

SAO 174

IP 40 | CRI 80 | UGR <19 | AC DIRECT 220-240V | 2 YEARS WARRANTY | Ø150mm



Code*	Lighting data		
	Power	lm[1]	Beam (°)
S174-	17	1650	90

*Complete the code + (1) + (2)

(1) Power	(2) CCT
17W 17	C 3000K N 4000K

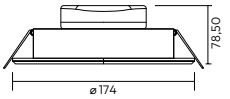

CE

[1]Product real lumen based on CCT at 4000K
White finish only

SAO 244

IP 40 | CRI 80 | UGR <19 | AC DIRECT 220-240V | 2 YEARS WARRANTY 2

Ø210mm



Code*	Lighting data	
	Power	lm[1]
S244-	25	2585

***Complete the code** + (1) + (2)

(1) **Power**	(2) **CCT**
25W 25	**C** 3000K
	N 4000K

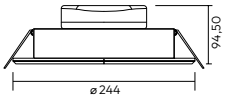

CE

[1] Product real lumen based on CCT at 4000K
White finish only

SAO 279

IP 40 | CRI 80 | UGR <19 | AC DIRECT 220-240V | 2 YEARS WARRANTY 2

Ø255mm



Code*	Lighting data	
	Power	lm[1]
S279-	40	3880

***Complete the code** + (1) + (2)

(1) **Power**	(2) **CCT**
40W 40	**C** 3000K
	N 4000K

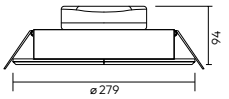

CE

[1] Product real lumen based on CCT at 4000K
White finish only

PANEL BASIC

Una gamma estremamente ampia di configurazioni geometriche piane, realizzate con sorgenti luminose a LED. Soluzioni ultrasottili progettate per garantire un'emissione uniforme e diffusa della luce. La serie di pannelli IvelaElcom è proposta sia in versioni standard sia custom, personalizzabili in funzione delle specifiche esigenze di spazio e di prestazioni illuminotecniche. Sono disponibili differenti opzioni di montaggio – a sospensione, ad incasso o a plafone – che consentono la massima integrazione in qualunque progetto di illuminazione.

An extensive range of flat geometric configurations, designed with LED light sources. Ultra-thin solutions engineered to provide a uniform and diffused light output. The IvelaElcom panel series is available in both standard and custom versions, adaptable to specific spatial and lighting performance requirements. Different mounting options are available—suspended, recessed, or surface-mounted—allowing seamless integration into any lighting project.

Une vaste gamme de configurations géométriques planes, conçues avec des sources lumineuses LED. Des solutions ultra-minces, développées pour assurer une émission lumineuse homogène et diffuse. La série de panneaux IvelaElcom est disponible en versions standard et personnalisées, adaptées aux exigences spécifiques d'espace et de performance photométrique. Différentes options de montage sont proposées — en suspension, encastré ou en saillie — permettant une intégration optimale dans tout projet d'éclairage.

Una amplia gama de configuraciones geométricas planas, diseñadas con fuentes de luz LED. Soluciones ultradelgadas concebidas para garantizar una emisión luminosa uniforme y difusa. La serie de paneles IvelaElcom está disponible en versiones estándar y personalizadas, adaptables a los requisitos específicos de espacio y rendimiento lumínico. Se ofrecen diferentes opciones de instalación — suspendida, empotrada o de superficie — que permiten una integración perfecta en cualquier proyecto de iluminación.



PANEL BASIC



BACKLIGHT 60-60
BACKLIGHT 60-60 IP65
BACKLIGHT 120-30
BACKLIGHT 120-60
p.440/442



EDGELIGHT 60-30
EDGELIGHT 60-60
EDGELIGHT 120-30
p.444



BACKLIGHT



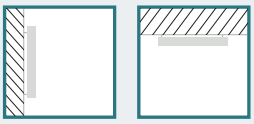





BACKLIGHT
60-60 IP40
60-60 IP65

BACKLIGHT
120-30 / 120-60

Installazione Soffitto-Parete	Installation Ceiling - Wall	Installation Plafond - Mur	Instalación Techo - Pared
Materiali Alluminio	Materials Aluminium	Matériels Aluminium	Materiales Aluminio
Alimentazione 230 Vac	Power supply 230 Vac	Alimentation 230 Vac	Alimentación 230 Vac
Versioni On/Off, Dali, 1-10V	Versions On/Off, Dali, 1-10V	Versions On/Off, Dali, 1-10V	Versiones On/Off, Dali, 1-10V

BACKLIGHT PANEL 60-60

IP 40



Code On/Off	Code 1-10V	Code DALI/PUSH	Lighting data		
			CCT	Power (W)	lm
15246-IO	15246-AN	15246-DP	3000K	40	3800
15247-IO	15247-AN	15247-DP	4000K	40	4180
15248-IO	15248-AN	15248-DP	5800K	40	4180

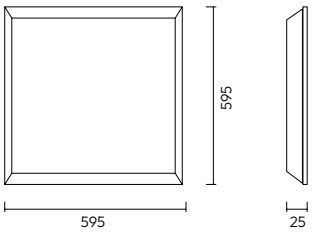

BACKLIGHT PANEL 60-60

IP 65



Code On/Off	Code 1-10V	Code DALI/PUSH	Lighting data		
			CCT	Power (W)	lm
15258-IO	15258-AN	15258-DP	3000K	50	5000
15257-IO	15257-AN	15257-DP	4000K	50	5200

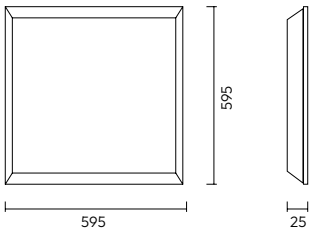

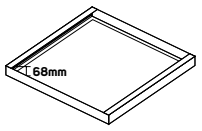

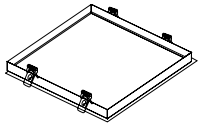

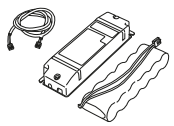



Accessories

18026	Case a plafone 68 mm Surface-mounted case 68 mm Boîtier en saillie 68 mm Carcasa en superficie 68 mm
18027	Cornice incasso Recessed frame Cadre encastré Marco empotrado
07550	Inverter emergenza + batteria 3h Emergency inverter + battery 3h Onduler urgence + batterie 3h Inversor emergencia + bateria 3h
10036	Sync cable L=3m (Only for 1-10V and Dali/Push)
10037	Sync cable L=2m (Only for 1-10V and Dali/Push)
10043	Sync cable L=5m (Only for 1-10V and Dali/Push)
ZQ16-06R0	Multisensore DALI wireless 2.4 GHz only for IP40

BACKLIGHT PANEL 120-30

IP 40

Code On/Off	Code 1-10V	Code DALI/PUSH	Lighting data		
			CCT	Power (W)	lm
15264-IO	15264-AN	15264-DP	3000K	40	3800
15265-IO	15265-AN	15265-DP	4000K	40	4180
15266-IO	15266-AN	15266-DP	5800K	40	4180

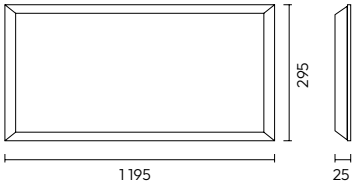

BACKLIGHT PANEL 120-60

IP 40

Code On/Off	Code 1-10V	Code DALI/PUSH	Lighting data		
			CCT	Power (W)	lm
15249-IO	15249-AN	15249-DP	3000K	60	6000
15254-IO	15254-AN	15254-DP	4000K	60	6200

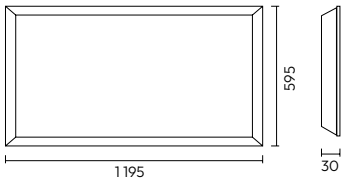

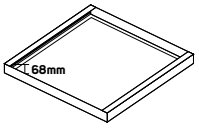

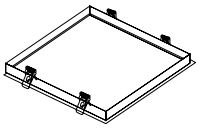

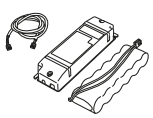



Accessories

Backlight 120-30	Backlight 120-60	
18028	18044	Case a plafone 68 mm Surface-mounted case 68 mm Boîtier en saillie 68 mm Carcasa de superficie 68 mm
18029	18005	Cornice incasso Recessed frame Cadre encastré Marco empotrado
07550		Inverter emergenza + batteria 3h Emergency inverter + battery 3h Onduler urgence + batterie 3h Inversor emergencia + bateria 3h
10036		Sync cable L=3m (Only for 1-10V and Dali/Push)
10037		Sync cable L=2m (Only for 1-10V and Dali/Push)
10043		Sync cable L=5m (Only for 1-10V and Dali/Push)
ZQ16-06R0		Multisensore DALI wireless 2.4 GHz only
ZQ04-04R0		Multisensore DALI-SENSE v3 wireless 2.4GHz



EDGELIGHT



EDGELIGHT
60-30
60-60
120-30

Installazione Soffitto-Parete	Installation Ceiling - Wall	Installation Plafond - Mur	Instalación Techo - Pared
Materiali Alluminio	Materials Aluminium	Matériels Aluminium	Materiales Aluminio
Alimentazione 230 Vac	Power supply 230 Vac	Alimentation 230 Vac	Alimentación 230 Vac
Versioni On/Off, Dali, 1-10V	Versions On/Off, Dali, 1-10V	Versions On/Off, Dali, 1-10V	Versiones On/Off, Dali, 1-10V

EDGELIGHT PANEL 60-30



Code On/Off	Code 1-10V	Code DALI/PUSH	Lighting data		
			CCT	Power (W)	lm
15050-IO	15050-AN	15050-DP	3000K	15	1500
15051-IO	15051-AN	15051-DP	4000K	15	1600
15056-IO	15056-AN	15056-DP	6000K	15	1600

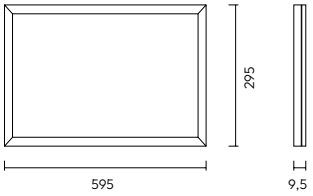

EDGELIGHT PANEL 60-60



Code On/Off	Code 1-10V	Code DALI/PUSH	Lighting data		
			CCT	Power (W)	lm
15000-IO	15000-AN	15000-DP	3000K	40	3600
15001-IO	15001-AN	15001-DP	4000K	40	4000
15006-IO	15006-AN	15006-DP	6000K	40	4000

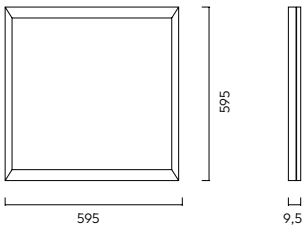

EDGELIGHT PANEL 120-30



Code On/Off	Code 1-10V	Code DALI/PUSH	Lighting data		
			CCT	Power (W)	lm
15030-IO	15030-AN	15030-DP	3000K	40	3600
15031-IO	15031-AN	15031-DP	4000K	40	4000
15034-IO	15034-AN	15034-DP	6000K	40	4000

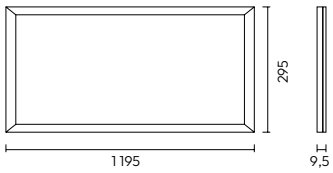

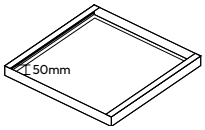

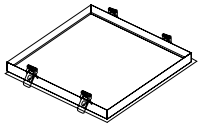

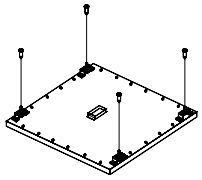

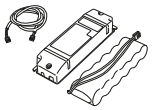



Accessories

Edge light 60-30	Edge light 60-60	Edge light 120-30	
18033	**18031**	**18032**	Case a plafone 50 mm Surface-mounted case 50 mm Boîtier en saillie 50 mm Carcasa de superficie 50 mm
18006	**18027**	**18029**	Cornice incasso Recessed frame Cadre encastré Marco empotrado
15159			Kit sospensione 4 cavi L=1000mm Suspension kit 4 cables L=1000mm Kit de suspension 4 câbles L=1000 mm Kit de suspensión 4 cables L=1000 mm
07550			Inverter emergenza + batteria 3h Emergency inverter + battery 3h Onduler urgence + batterie 3h Inversor emergencia + bateria 3h
10036			Sync cable L=3m (Only for 1-10V and Dali/Push)
10037			Sync cable L=2m (Only for 1-10V and Dali/Push)
10043			Sync cable L=5m (Only for 1-10V and Dali/Push)
ZQ16-06R0			Multisensore DALI wireless 2.4 GHz
ZQ04-04R0			Multisensore DALI-SENSE v3 wireless 2.4 GHz



STRIP

Le nuove linee di strip LED IvelaElcom sono un'evoluzione in termini di prestazioni, efficienza e qualità della luce. I circuiti, realizzati per ottenere la miglior efficienza lumen/watt possibile. Il packaging è stato rivisto per rispettare le nuove disposizioni in materia ambientale. Le nuove strip LED sono inoltre progettate per durare, assicurando non solo la loro qualità e affidabilità, ma permettendo anche di ridurre la necessità di sostituire il prodotto frequentemente. Lo stampaggio e la produzione su larga scala vengono realizzati con le più avanzate tecnologie, come le pick&place di ultima generazione.

IvelaElcom's new LED strip lines are an evolution in performance, efficiency and light quality. The circuits are designed to achieve the best possible lumen/watt efficiency. The packaging has been revised to comply with new environmental regulations. The new LED strips are also designed to last, ensuring not only quality and reliability but also reducing the need for frequent replacements. Moulding and large-scale production are carried out with the most advanced technologies, such as state-of-the-art pick&place.

Les nouvelles lignes de bandes LED d'IvelaElcom représentent une évolution en termes de performance, d'efficacité et de qualité de lumière. Les circuits sont conçus pour atteindre la meilleure efficacité lumen/watt possible. L'emballage a été revu pour se conformer aux nouvelles réglementations environnementales. Les nouvelles bandes LED sont également conçues pour durer, garantissant non seulement leur qualité et leur fiabilité, mais réduisant également la nécessité d'un remplacement fréquent. Le moulage et la production à grande échelle sont réalisés à l'aide des technologies les plus avancées, telles que le système de pointe « pick and place.

Las nuevas líneas de tiras de LED de IvelaElcom suponen una evolución en cuanto a rendimiento, eficacia y calidad de la luz. Los circuitos se han diseñado para lograr la mejor eficacia lumen/vatio posible. El embalaje se ha revisado para cumplir la nueva normativa medioambiental. Las nuevas tiras de LED también están diseñadas para durar, garantizando no sólo su calidad y fiabilidad, sino también reduciendo la necesidad de sustituirlas con frecuencia. El moldeado y la producción a gran escala se llevan a cabo con las tecnologías más avanzadas, como el pick and place de última generación.



STRIP FAMILY

STATIC WHITE

p. 460

BLACK PROFESSIONAL

CRI95

160lm/W

BUSINESS 2.0

CRI90

EFFICIENT

164lm/W

WHITE CHANGE

p. 480

DIM TO WARM

1800K/ 3000K

TUNABLE WHITE

2700K/ 6000K

2300K/ 6500K

COLOUR CHANGE

p. 480

RGB

MULTICOLOR STRIP WITH LATEST MULTICHIP LED GENERATION

Strip multicolore con LED multichip di ultima generazione

RGB+ WHITE

SCENOGRAPHIC

p. 480

PIXEL

DIGITAL MULTICOLOR AND MONOCOLOR STRIP WITH LATEST MULTICHIP LED GENERATION

Strip digitale multicolore e monocolore con LED multichip di ultima generazione

PIXEL RGB +WHITE

4MM

p. 490

ULTRA SLIM

SPECIAL

p. 490

ZIG ZAG

FLEXIBLE CORNER LED STRIP FOR CUSTOM-SHAPED APPLICATIONS

Strip angolare flessibile per applicazioni a forma personalizzata

LONG DISTANCE

p. 490

24V

UP TO 20M POWERED FROM ONE END

Strip lineare alimentata da un lato fino a 20m

48V

UP TO 30M POWERED FROM ONE END

Strip lineare alimentata da un lato fino a 30m

220 VAC

p. 498

CUT SECTION 50 MM

Sezionabilità 50mm

DIMMABLE

Dimmerabile

CRI90

COMPACT DIMENSIONS FOR PROFILE INTEGRATION

Dimensioni compatte per inserimento profilo

14x11,5mm

Compatibilità profili - stip LED
Compatibility profiles – LED strip

PLAFONE
CEILING

ANGOLARE
ANGULAR

	STRIP LED IP20	38	42	43	0808	1508/1510	1912	2421	3031	3546	4731	5015	5634	D20	40	44	46	1010	1616S	1616R	2020	3030	7676
BLACK PROFESSIONAL	128 LED/m 10 W/m	■	■	■		■	■	■	■	■	■	■	■	■	■	■	■		■	■	■	■	■
	128 LED/m 16,5 W/m	■	■	■		■	■	■	■	■	■	■	■	■	■	■	■		■	■	■	■	■
	128 LED/m 25 W/m		■	■			■	■	■	■	■	■	■	■	■	■	■				■	■	■
	128 LED/m 35 W/m						■	■			■										■	■	
	160 LED/m 10 W/m	■	■	■		■	■	■	■	■	■	■	■	■	■	■	■		■	■	■	■	■
	160 LED/m 16,5 W/m	■	■	■		■	■	■	■	■	■	■	■	■	■	■	■		■	■	■	■	■
	160 LED/m 25 W/m		■	■			■	■	■	■	■	■	■	■	■	■	■				■	■	■
	160 LED/m 35 W/m						■	■			■										■	■	
	224 LED/m 6 W/m	■	■	■		■	■	■	■	■	■	■	■	■	■	■	■		■	■	■	■	■
	224 LED/m 10 W/m	■	■	■		■	■	■	■	■	■	■	■	■	■	■	■		■	■	■	■	■
	224 LED/m 16,5 W/m	■	■	■		■	■	■	■	■	■	■	■	■	■	■	■		■	■	■	■	■
	224 LED/m 25 W/m		■	■			■	■	■	■	■	■	■	■	■	■	■				■	■	■
BUSINESS 2.0	128 LED/m 10 W/m	■	■	■		■	■	■	■	■	■	■	■	■	■	■	■		■	■	■	■	■
	128 LED/m 16,5 W/m	■	■	■		■	■	■	■	■	■	■	■	■	■	■	■		■	■	■	■	■
	128 LED/m 25 W/m		■	■			■	■	■	■	■	■	■	■	■	■	■				■	■	■
	160 LED/m 10 W/m	■	■	■		■	■	■	■	■	■	■	■	■	■	■	■		■	■	■	■	■
	160 LED/m 16,5 W/m	■	■	■		■	■	■	■	■	■	■	■	■	■	■	■		■	■	■	■	■
	160 LED/m 25 W/m		■	■			■	■	■	■	■	■	■	■	■	■	■				■	■	■
	224 LED/m 6 W/m	■	■	■		■	■	■	■	■	■	■	■	■	■	■	■		■	■	■	■	■
	224 LED/m 10 W/m	■	■	■		■	■	■	■	■	■	■	■	■	■	■	■		■	■	■	■	■
	224 LED/m 16,5 W/m	■	■	■		■	■	■	■	■	■	■	■	■	■	■	■		■	■	■	■	■
	224 LED/m 25 W/m		■	■			■	■	■	■	■	■	■	■	■	■	■				■	■	■
EFFICIENT	140 LED/m 14,5 W/m	■	■	■		■	■	■	■	■	■	■	■	■	■	■	■		■	■	■	■	■
	210 LED/m 9 W/m	■	■	■		■	■	■	■	■	■	■	■	■	■	■	■		■	■	■	■	■
	210 LED/m 14 W/m	■	■	■		■	■	■	■	■	■	■	■	■	■	■	■		■	■	■	■	■
	210 LED/m 19,2 W/m	■	■	■		■	■	■	■	■	■	■	■	■	■	■	■		■	■	■	■	■
	210 LED/m 22 W/m		■	■			■	■	■	■	■	■	■	■	■	■	■				■	■	■
DIM TO WARM	240 LED/m 20 W/m		■	■			■	■	■	■	■	■	■	■	■	■	■		■	■	■	■	
TUNABLE WHITE	60 + 60 LED/m 14,4 W/m	■	■	■		■	■	■	■	■	■	■	■	■	■	■	■		■	■	■	■	
	120 + 120 LED/m 19,2 W/m	■	■	■		■	■	■	■	■	■	■	■	■	■	■	■		■	■	■	■	■
RGB	RGB 60 LED/m 14,4 W/m	■	■	■		■	■	■	■	■	■	■	■	■	■	■	■		■	■	■	■	
	RGB 120 LED/m 21 W/m		■	■			■	■	■	■	■	■	■	■	■	■	■		■	■	■	■	■
	RGB 120 LED/m 24 W/m		■	■			■	■	■	■	■	■	■	■	■	■	■				■	■	■
	RGB+TW 60 LED/m 10,5 W/m		■	■			■	■	■	■	■		■		■	■	■				■	■	■
RGB+W	RGB+W 60 LED/m 14,4 W/m	■	■	■		■	■	■	■	■	■	■	■	■	■	■	■		■	■	■	■	
	RGB+W 168 LED/m 19,2 W/m	■	■	■		■	■	■	■	■	■	■	■	■	■	■	■		■	■	■	■	■

▼ PROFILI Pag.

198 199 200 201 202 172 203 182 186 204 206 208 192 210 211 212 166 168 168 213 214 215


INCASSI A BATTUTA
RECESSED DOWNLIGHT
INCASSI A RASO
FLUSH RECESSED
CALPESTABILE
WALKABLE
CARTONGESSO
FRAMEWORK
39
45
2612
4240
2351
2646
4216
4219
4812
6214
6414
7454
5613
6713
2711
1707
▶ STRIP LED Pag.
462
462
462
462
464
464
464
464
466
466
466
466
468
468
468
470
470
470
472
472
472
472
476
476
478
478
478
482
483
483
484
484
485
485
486
487
216
217
178
218
176
219
220
221
190
222
223
224
225
226
227
228

Compatibilità profili - stip LED
Compatibility profiles – LED strip

PLAFONE
CEILING

ANGOLARE
ANGULAR

		38	42	43	0808	1508/1510	1912	2421	3031	3546	4731	5015	5634	D20	40	44	46	1010	1616S	1616R	2020	3030	7676
	STRIP LED IP20																						
SCENOGRAPHIC	PIXEL 120 LED/m 10,8 W/m	■	■	■		■	■	■	■	■	■	■	■	■	■	■	■		■	■	■	■	■
SCENOGRAPHIC	PIXEL RGB+W 60 LED/m 19 W/m	■	■	■		■	■	■	■	■	■	■	■	■	■	■	■		■	■	■	■	■
4 mm	180 LED/m 11 W/m	■	■	■	■	■	■	■	■	■	■	■	■	■	■	■	■	■	■	■	■	■	■
SPECIAL	140 LED/m 14,4 W/m																						
LONGDISTANCE	120 LED/m 12 W/m 24V	■	■	■		■	■	■	■	■	■	■	■	■	■	■	■		■	■	■	■	■
LONGDISTANCE	130 LED/m 9,6 W/m 48V	■	■	■		■	■	■	■	■	■	■	■	■	■	■	■		■	■	■	■	■
LONGDISTANCE	130 LED/m 14,4 W/m 48V	■	■	■		■	■	■	■	■	■	■	■	■	■	■	■		■	■	■	■	■
	STRIP LED IP65	38	42	43	0808	1508/1510	1912	2421	3031	3546	4731	5015	5634	D20	40	44	46	1010	1616S	1616R	2020	3030	7676
BLACK PROFESSIONAL	128 LED/m 10 W/m		■	■			■	■	■	■	■	■	■	■	■	■	■		■	■	■	■	■
BLACK PROFESSIONAL	128 LED/m 16,5 W/m		■	■			■	■	■	■	■	■	■	■	■	■	■		■	■	■	■	■
BLACK PROFESSIONAL	160 LED/m 10 W/m		■	■			■	■	■	■	■	■	■	■	■	■	■		■	■	■	■	■
BLACK PROFESSIONAL	160 LED/m 16,5 W/m		■	■			■	■	■	■	■	■	■	■	■	■	■		■	■	■	■	■
BLACK PROFESSIONAL	224 LED/m 6 W/m		■	■			■	■	■	■	■	■	■	■	■	■	■		■	■	■	■	■
BLACK PROFESSIONAL	224 LED/m 10 W/m		■	■			■	■	■	■	■	■	■	■	■	■	■		■	■	■	■	■
BLACK PROFESSIONAL	224 LED/m 16,5 W/m		■	■			■	■	■	■	■	■	■	■	■	■	■		■	■	■	■	■
BUSINESS 2.0	128 LED/m 10 W/m		■	■			■	■	■	■	■	■	■	■	■	■	■		■	■	■	■	■
BUSINESS 2.0	128 LED/m 16,5 W/m		■	■			■	■	■	■	■	■	■	■	■	■	■		■	■	■	■	■
BUSINESS 2.0	160 LED/m 10 W/m		■	■			■	■	■	■	■	■	■	■	■	■	■		■	■	■	■	■
BUSINESS 2.0	160 LED/m 16,5 W/m		■	■			■	■	■	■	■	■	■	■	■	■	■		■	■	■	■	■
BUSINESS 2.0	224 LED/m 6 W/m		■	■			■	■	■	■	■	■	■	■	■	■	■		■	■	■	■	■
BUSINESS 2.0	224 LED/m 10 W/m		■	■			■	■	■	■	■	■	■	■	■	■	■		■	■	■	■	■
BUSINESS 2.0	224 LED/m 16,5 W/m		■	■			■	■	■	■	■	■	■	■	■	■	■		■	■	■	■	■
EFFICIENT	140 LED/m 14,5 W/m		■	■			■	■	■	■	■	■		■	■	■	■		■	■	■	■	■
EFFICIENT	210 LED/m 9 W/m		■	■			■	■	■	■	■			■	■	■	■				■	■	■
EFFICIENT	210 LED/m 14 W/m		■	■			■	■	■	■	■			■	■	■	■				■	■	■
EFFICIENT	210 LED/m 19,2 W/m		■	■			■	■	■	■	■			■	■	■	■				■	■	■
TUNABLE WHITE	60 + 60 LED/m 14,4 W/m		■	■			■	■	■	■	■			■	■	■	■				■	■	■
RGB	RGB 60 LED/m 14,4 W/m		■	■			■	■	■	■	■			■	■	■	■				■	■	■
RGB+W	RGB+W 60 LED/m 14,4 W/m		■	■			■	■	■	■	■			■	■	■	■				■	■	■
RGB+W	RGB+W 168 LED/m 19,2 W/m		■	■			■	■	■	■	■			■	■	■	■				■	■	■
	▼ PROFILI Pag.	198	199	200	201	202	172	203	182	186	204	206	208	192	210	211	212	166	168	168	213	214	215



▶ STRIP LED Pag.

488
489
492
493
494
495
496
463
463
465
465
467
467
467
469
469
471
471
473
473
473
477
477
479
479
483
484
486
487

Compatibilità profili - stip LED
Compatibility profiles – LED strip

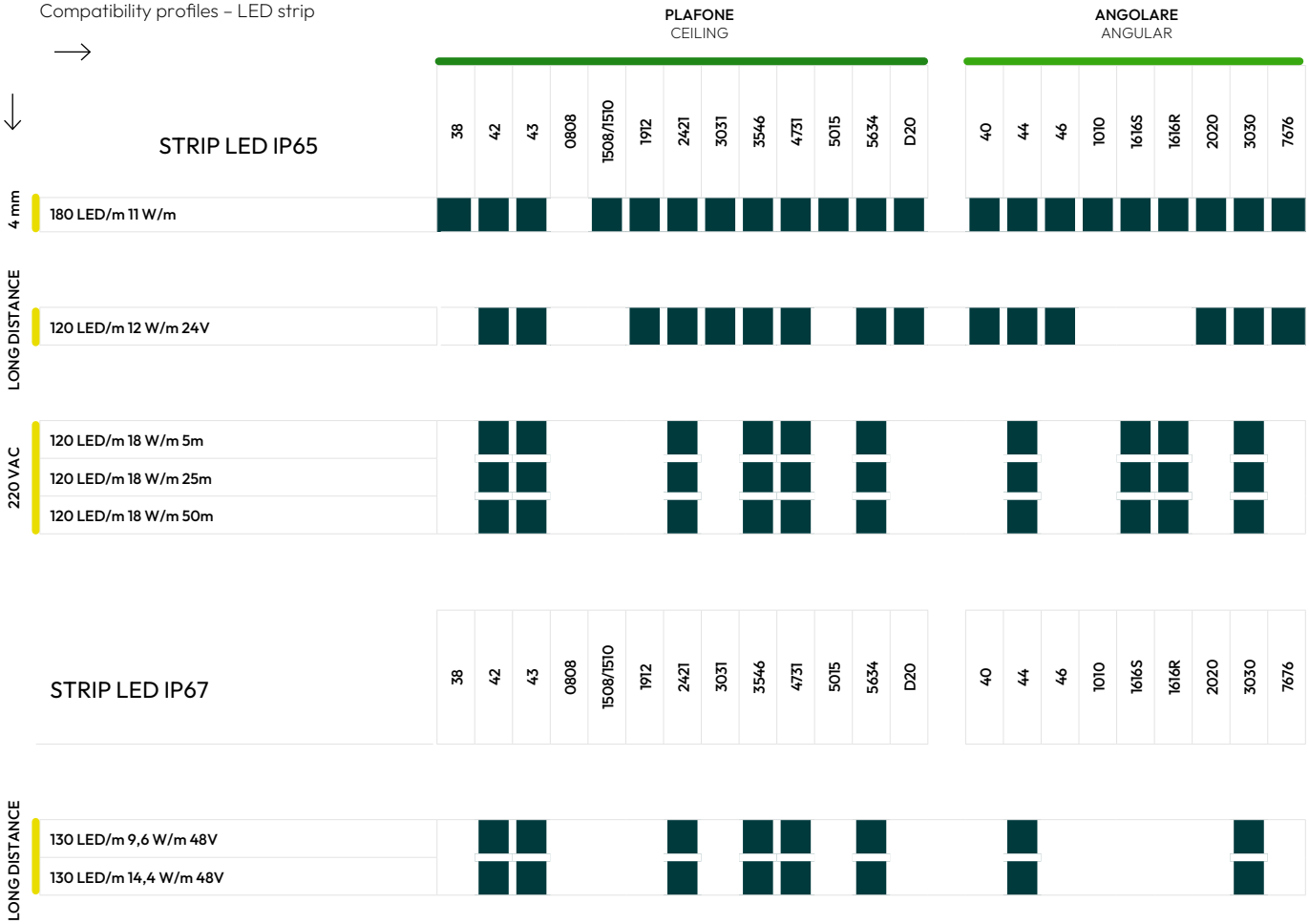

▼ PROFILI Pag. 198 199 200 201 202 172 203 182 186 204 206 208 192 210 211 212 166 168 168 213 214 215

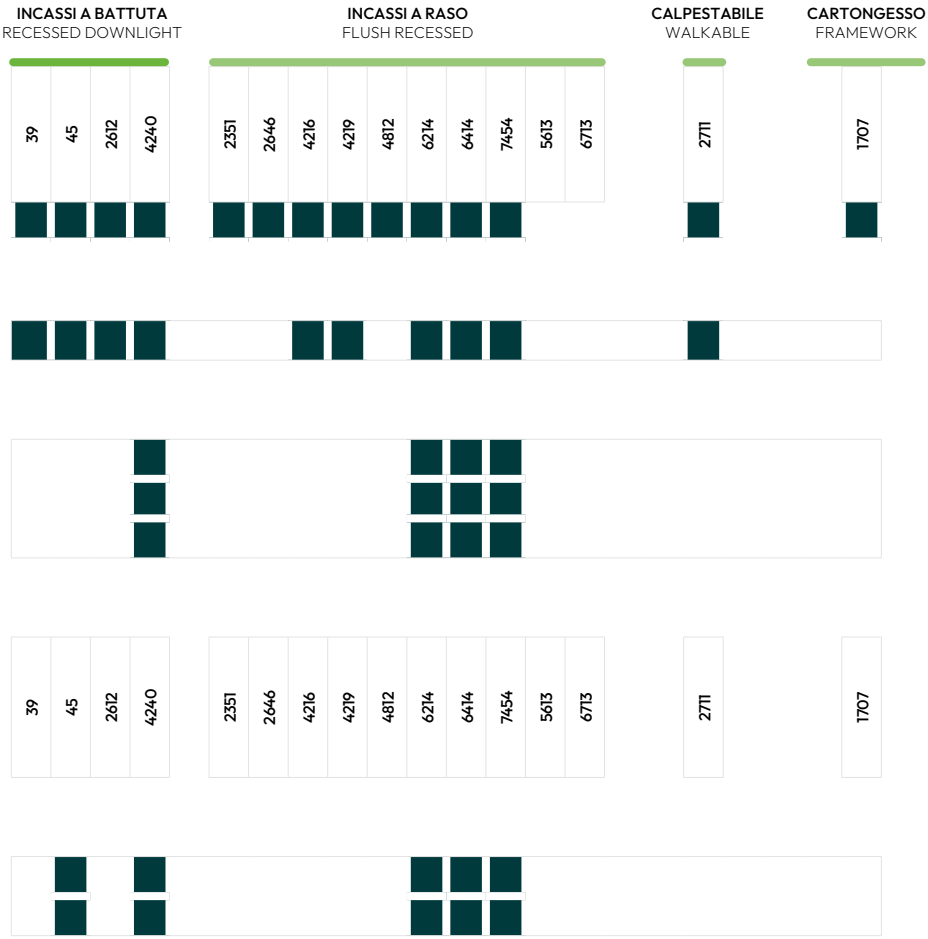

▶ STRIP LED Pag
492
494
500
500
500
495
496

216 217 178 218 176 219 220 221 190 222 223 224 225 226 227 228

STRIP STATIC WHITE INDEX

Flusso luminoso reale (lm/m)
Real luminous flux (lm/m)

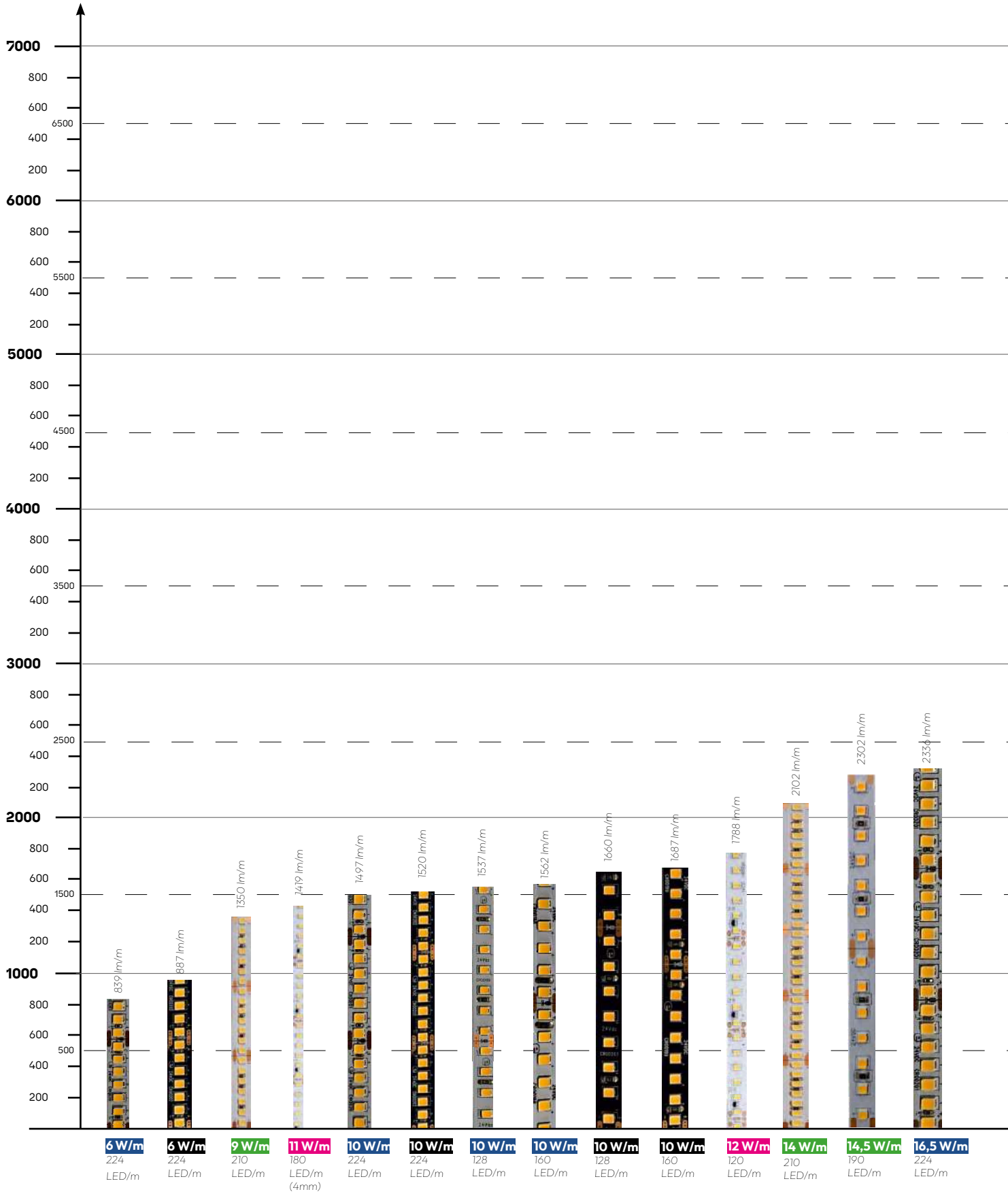

BLACK PRO

BUSINESS LINE 2.0

EFFICIENT LINE

SPECIAL LINE

Lumen indicati nel colore freddo
Lumen indicated in cold colour

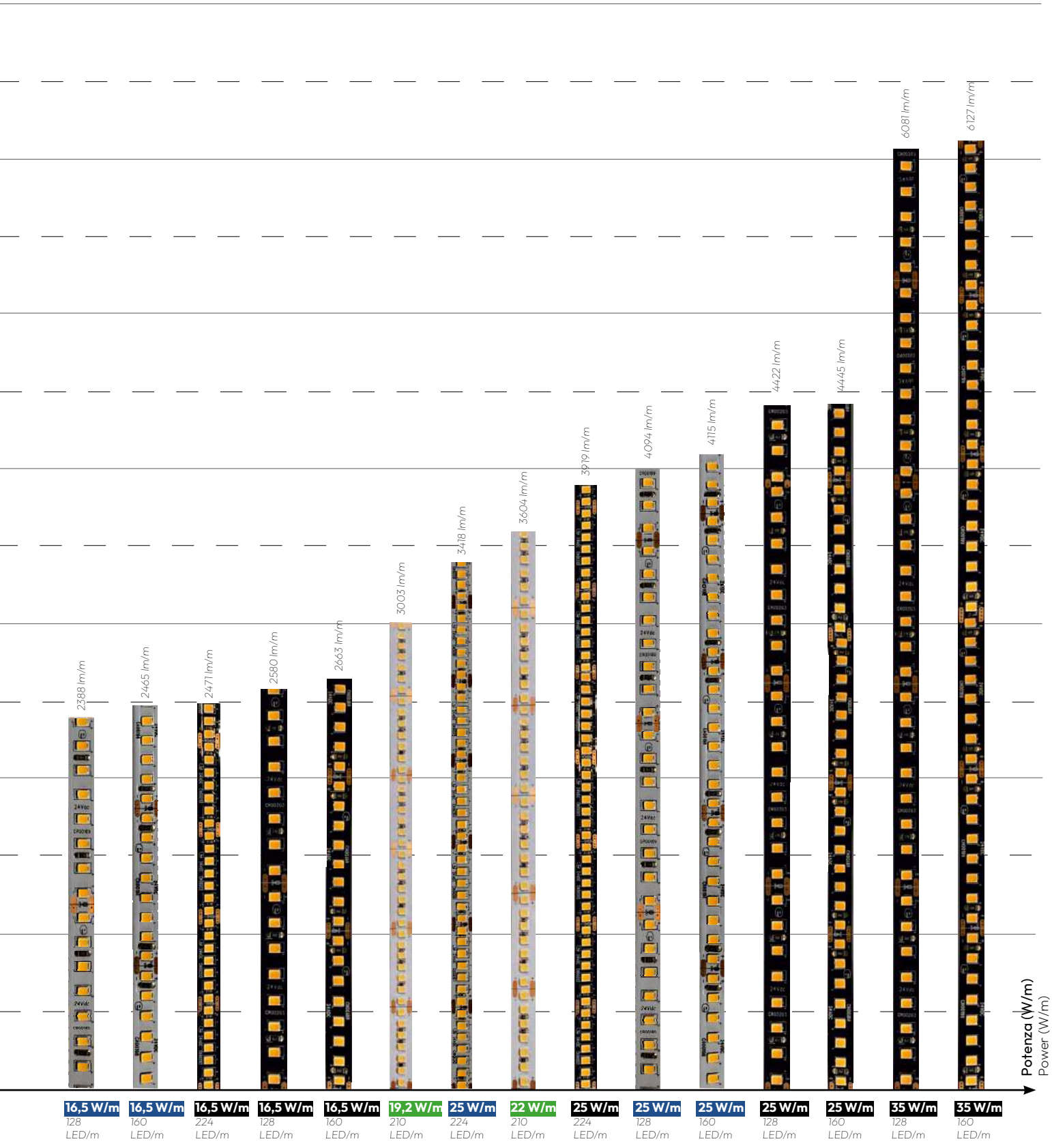

STATIC WHITE

BLACK PROFESSIONAL

CRI95



160lm/W

128LED/m 10W/m IP20/IP65
128LED/m 16,5W/m IP20/IP65
128LED/m 25W/m IP20
128LED/m 35W/m IP20
160LED/m 10W/m IP20/IP65
160LED/m 16,5W/m IP20/IP65
160LED/m 25W/m IP20
160LED/m 35W/m IP20
224LED/m 6W/m IP20/IP65
224LED/m 10W/m IP20/IP65
224LED/m 16,5W/m IP20/IP65
224LED/m 25W/m IP20/IP65

EFFICIENT



164lm/W

140LED/m 14,5W/m IP20/IP65
210LED/m 9W/m IP20/IP65
210LED/m 14W/m IP20/IP65
210LED/m 19,2W/m IP20/IP65
210LED/m 22W/m

BUSINESS 2.0



CRI90

128LED/m 10W/m IP20/IP65
128LED/m 16,5W/m IP20/IP65
128LED/m 25W/m IP20
160LED/m 10W/m IP20/IP65
160LED/m 16,5W/m IP20/IP65
160LED/m 25W/m IP20
224LED/m 6W/m IP20/IP65
224LED/m 10W/m IP20/IP65
224LED/m 16,5W/m IP20/IP65
224LED/m 25W/m IP20/IP65



BLACK

[STATIC WHITE]

Strip black - 128LED/m 10W/m IP20



Code	lm/m*	CCT	Energy class
06703	1493	2700K	D
06712	1560	3000K	D
06720	1660	4000K	D
06728	1670	6500K	D

IP 20 | CRI 95 | 5 | R9 60 | 24Vdc | 3 MacAdam STEPS | LED SMD 2835 | 5m

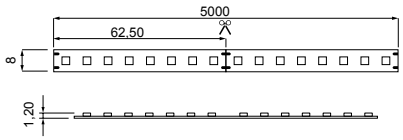

*Real lumen

Strip black - 128LED/m 16,5W/m IP20



Code	lm/m*	CCT	Energy class
06732	2319	2700K	E
06740	2423	3000K	D
06748	2580	4000K	D
06752	2580	6500K	D

IP 20 | CRI 95 | 5 | R9 60 | 24Vdc | 3 MacAdam STEPS | LED SMD 2835 | 5m

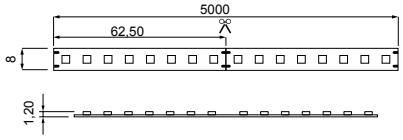

*Real lumen

Strip black - 128LED/m 25W/m IP20



Code	lm/m*	CCT	Energy class
06756	3938	2700K	D
06758	4076	3000K	D
06760	4353	4000K	D
06768	4422	5700K	C

IP 20 | CRI 95 | 5 | R9 60 | 24Vdc | 3 MacAdam STEPS | LED SMD 2835 | 5m

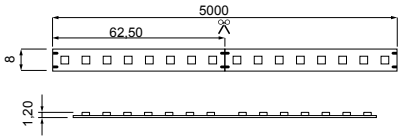

*Real lumen

Strip black - 128LED/m 35W/m IP20



Code	lm/m*	CCT	Energy class
06769	5395	2700K	D
06770	5584	3000K	D
06772	5962	4000K	D
06773	6081	5700K	C

IP 20 | CRI 95 | 5 | R9 60 | 24Vdc | 3 MacAdam STEPS | LED SMD 2835 | 5m

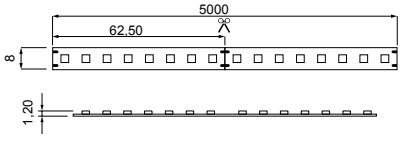

*Real lumen

Strip black - 128LED/m 10W/m IP65



Code	lm/m*	CCT
06706	1493	2700K
06714	1560	3000K
06722	1660	4000K
06730	1670	6500K

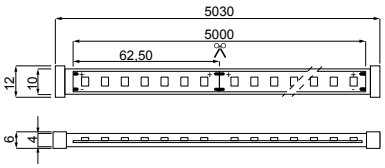

IP 65 | CRI 95 | 5 | R9 60 | 24Vdc | 3 MacAdam STEPS | LED SMD 2835 | 5m

*Real lumen

Strip black - 128LED/m 16,5W/m IP65



Code	lm/m*	CCT
06734	2319	2700K
06742	2423	3000K
06750	2579	4000K
06754	2580	6500K

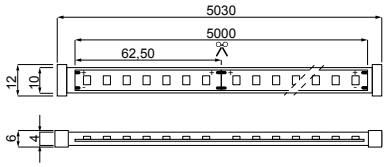

IP 65 | CRI 95 | 5 | R9 60 | 24Vdc | 3 MacAdam STEPS | LED SMD 2835 | 5m

*Real lumen

*Real lumen

Strip black - 160LED/m 10W/m IP20



Code	lm/m*	CCT	Energy class
06799	1517	2700K	D
06805	1585	3000K	D
06809	1687	4000K	D
06813	1687	6500K	D

IP 20 | CRI 95 | 5 | R9 60 | 24Vdc | 3 MacAdam STEPS | LED SMD 2835 | 5m

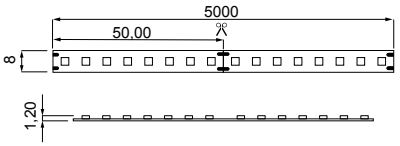

*Real lumen

Strip black - 160LED/m 16,5W/m IP20



Code	lm/m*	CCT	Energy class
06817	2394	2700K	E
06821	2502	3000K	D
06825	2663	4000K	D
06829	2663	6500K	D

IP 20 | CRI 95 | 5 | R9 60 | 24Vdc | 3 MacAdam STEPS | LED SMD 2835 | 5m

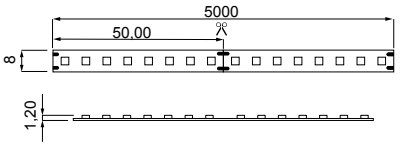

*Real lumen

Strip black - 160LED/m 25W/m IP20



Code	lm/m*	CCT	Energy class
06833	3959	2700K	D
06835	4097	3000K	D
06837	4374	4000K	C
06839	4445	5700K	C

IP 20 | CRI 95 | 5 | R9 60 | 24Vdc | 3 MacAdam STEPS | LED SMD 2835 | 5m

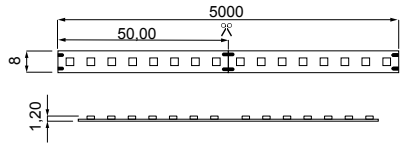

*Real lumen

Strip black - 160LED/m 35W/m IP20



Code	lm/m*	CCT	Energy class
06840	5457	2700K	D
06841	5650	3000K	D
06842	6031	4000K	D
06843	6127	5700K	C

IP 20 | CRI 95 | 5 | R9 60 | 24Vdc | 3 MacAdam STEPS | LED SMD 2835 | 5m

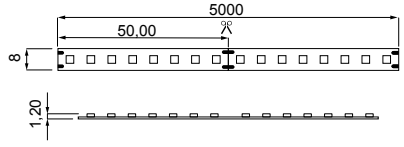

*Real lumen

Strip black - 160LED/m 10W/m IP65



Code	lm/m*	CCT
06803	1517	2700K
06807	1585	3000K
06811	1687	4000K
06815	1687	6500K

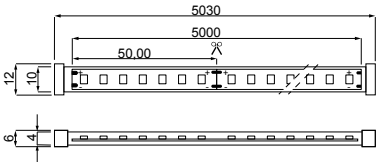

IP 65 | CRI 95 | 5 | R9 60 | 24Vdc | 3 MacAdam STEPS | LED SMD 2835 | 5m

*Real lumen

Strip black - 160LED/m 16,5W/m IP65



Code	lm/m*	CCT
06819	2394	2700K
06823	2502	3000K
06827	2663	4000K
06831	2663	6500K

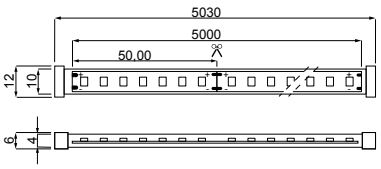

IP 65 | CRI 95 | 5 | R9 60 | 24Vdc | 3 MacAdam STEPS | LED SMD 2835 | 5m

*Real lumen

[STATIC WHITE]

Strip black - 224LED/m 6W/m IP20



Code	lm/m*	CCT	Energy class
06845	798	2700K	D
06849	833	3000K	D
06853	887	4000K	D
06857	887	6500K	D

IP 20 | CRI 95 | 5 | R9 60 | 24Vdc | 3 MacAdam STEPS | LED SMD 2835 | 5m

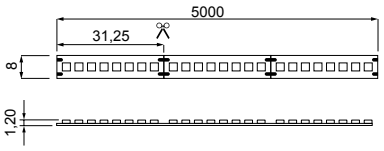

*Real lumen

Strip black - 224LED/m 10W/m IP20



Code	lm/m*	CCT	Energy class
06861	1366	2700K	D
06865	1427	3000K	D
06869	1520	4000K	D
06873	1520	6500K	D

IP 20 | CRI 95 | 5 | R9 60 | 24Vdc | 3 MacAdam STEPS | LED SMD 2835 | 5m

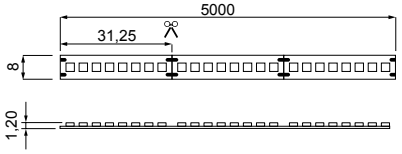

*Real lumen

Strip black - 224LED/m 16,5W/m IP20



Code	lm/m*	CCT	Energy class
06877	2221	2700K	D
06881	2321	3000K	D
06885	2471	4000K	D
06889	2471	6500K	D

IP 20 | CRI 95 | 5 | R9 60 | 24Vdc | 3 MacAdam STEPS | LED SMD 2835 | 5m

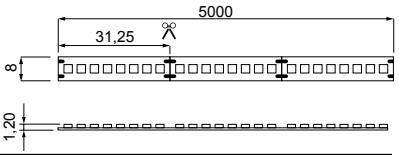

*Real lumen

Strip black - 224LED/m 25W/m IP20



Code	lm/m*	CCT	Energy class
06901	3250	2700K	D
06903	3400	3000K	D
06905	3615	4000K	C
06907	3615	5700K	C

IP 20 | CRI 95 | 5 | R9 60 | 24Vdc | 3 MacAdam STEPS | LED SMD 2835 | 5m

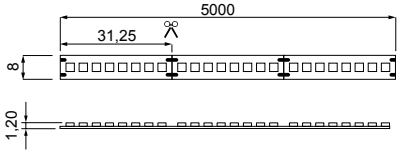

*Real lumen

Strip black - 224LED/m 6W/m IP65



Code	lm/m*	CCT
06847	798	2700K
06851	833	3000K
06855	887	4000K
06859	887	6500K

IP 65 | CRI 95 | 5 | R9 60 | 24Vdc | 3 MacAdam STEPS | LED SMD 2835 | 5m

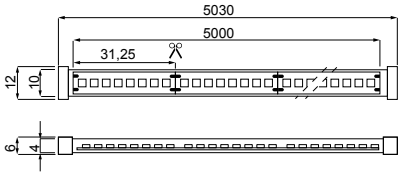

*Real lumen

Strip black - 224LED/m 10W/m IP65



Code	lm/m*	CCT
06863	1366	2700K
06867	1427	3000K
06871	1520	4000K
06875	1520	6500K

IP 65 | CRI 95 | 5 | R9 60 | 24Vdc | 3 MacAdam STEPS | LED SMD 2835 | 5m

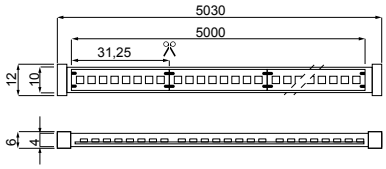

*Real lumen

Strip black - 224LED/m 16,5W/m IP65



Code	lm/m*	CCT
06879	2221	2700K
06883	2321	3000K
06887	2471	4000K
06891	2471	6500K

IP 65 | CRI 95 | 5 | R9 60 | 24Vdc | 3 MacAdam STEPS | LED SMD 2835 | 5m

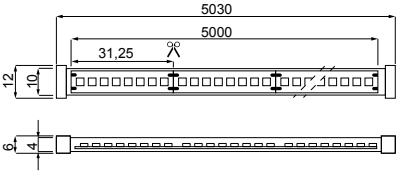

*Real lumen

BUSINESS 2.0

[STATIC WHITE]

Strip business 2.0 - 128LED/m 10W/m IP20



Code	lm/m*	CCT	Energy class
06701	1382	2700K	E
06711	1444	3000K	E
06719	1537	4000K	D
06727	1537	6500K	D

IP 20 | CRI 90 | 5 | R9 50 | 24Vdc | 3 MacAdam STEPS | LED SMD 2835 | 5m

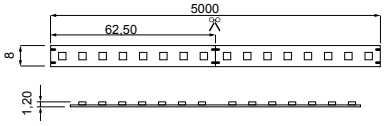

*Real lumen

Strip business 2.0 - 128LED/m 16,5W/m IP20



Code	lm/m*	CCT	Energy class
06731	2147	2700K	E
06735	2243	3000K	E
06743	2388	4000K	E
06751	2388	6500K	E

IP 20 | CRI 90 | 5 | R9 50 | 24Vdc | 3 MacAdam STEPS | LED SMD 2835 | 5m

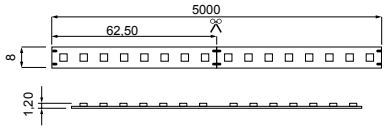

*Real lumen

Strip business 2.0 - 128LED/m 25W/m IP20



Code	lm/m*	CCT	Energy class
06755	3646	2700K	D
06757	3774	3000K	D
06759	4030	4000K	D
06761	4094	5700K	D

IP 20 | CRI 90 | 5 | R9 50 | 24Vdc | 3 MacAdam STEPS | LED SMD 2835 | 5m

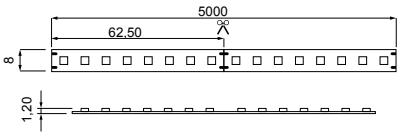

*Real lumen

Strip business 2.0 - 128LED/m 10W/m IP65



Code	lm/m*	CCT
06705	1382	2700K
06713	1444	3000K
06721	1537	4000K
06729	1537	6500K

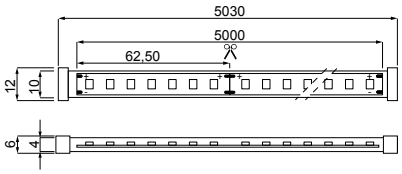

IP 65 | CRI 90 | 5 | R9 50 | 24Vdc | 3 MacAdam STEPS | LED SMD 2835 | 5m

*Real lumen

Strip business 2.0 - 128LED/m 16,5W/m IP65



Code	lm/m*	CCT
06733	2147	2700K
06741	2243	3000K
06749	2388	4000K
06753	2388	6500K

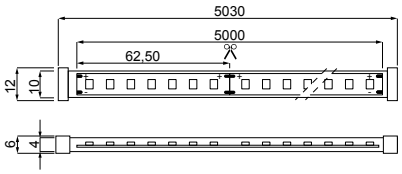

IP 65 | CRI 90 | 5 | R9 50 | 24Vdc | 3 MacAdam STEPS | LED SMD 2835 | 5m

*Real lumen

[STATIC WHITE]

Strip business 2.0 - 160LED/m 10W/m IP20



Code	lm/m*	CCT	Energy class
06775	1404	2700K	E
06804	1467	3000K	D
06808	1562	4000K	D
06812	1562	6500K	D

IP 20 | CRI 90 | 5 | R9 50 | 24Vdc | 3 MacAdam STEPS | LED SMD 2835 | 5m

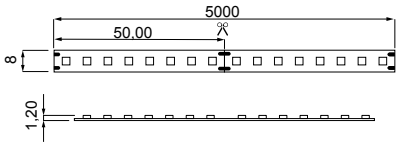

*Real lumen

Strip business 2.0 - 160LED/m 16,5W/m IP20



Code	lm/m*	CCT	Energy class
06816	2216	2700K	E
06820	2316	3000K	E
06824	2465	4000K	D
06828	2465	6500K	D

IP 20 | CRI 90 | 5 | R9 50 | 24Vdc | 3 MacAdam STEPS | LED SMD 2835 | 5m

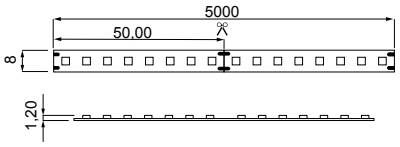

*Real lumen

Strip business 2.0 - 160LED/m 25W/m IP20



Code	lm/m*	CCT	Energy class
06832	3665	2700K	D
06834	3793	3000K	D
06836	4050	4000K	D
06838	4115	5700K	D

IP 20 | CRI 90 | 5 | R9 50 | 24Vdc | 3 MacAdam STEPS | LED SMD 2835 | 5m

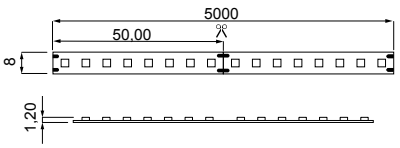

*Real lumen

Strip business 2.0 - 160LED/m 10W/m IP65



Code	lm/m*	CCT
06802	1404	2700K
06806	1467	3000K
06810	1562	4000K
06814	1562	6500K

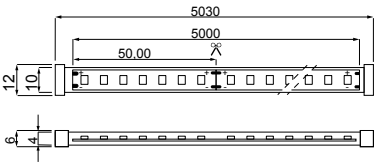

IP 65 | CRI 90 | 5 | R9 50 | 24Vdc | 3 MacAdam STEPS | LED SMD 2835 | 5m

*Real lumen

Strip business 2.0 - 160LED/m 16,5W/m IP65



Code	lm/m*	CCT
06818	2216	2700K
06822	2316	3000K
06826	2465	4000K
06830	2465	6500K

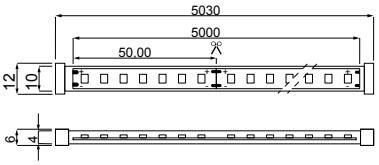

IP 65 | CRI 90 | 5 | R9 50 | 24Vdc | 3 MacAdam STEPS | LED SMD 2835 | 5m

*Real lumen

Strip business 2.0 - 224LED/m 6W/m IP20



Code	lm/m*	CCT	Energy class
06844	754	2700K	E
06848	788	3000K	E
06852	839	4000K	E
06856	839	6500K	D

IP 20 | CRI 90 | 5 | R9 50 | 24Vdc | 3 MacAdam STEPS | LED SMD 2835 | 5m

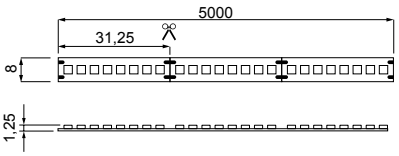

*Real lumen

Strip business 2.0 - 224LED/m 10W/m IP20



Code	lm/m*	CCT	Energy class
06860	1292	2700K	E
06864	1349	3000K	D
06868	1437	4000K	D
06872	1437	6500K	D

IP 20 | CRI 90 | 5 | R9 50 | 24Vdc | 3 MacAdam STEPS | LED SMD 2835 | 5m

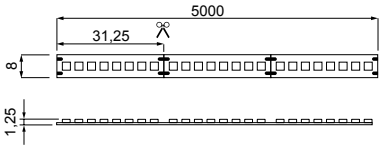

*Real lumen

Strip business 2.0 - 224LED/m 16,5W/m IP20



Code	lm/m*	CCT	Energy class
06876	2100	2700K	E
06880	2195	3000K	E
06884	2336	4000K	D
06888	2336	6500K	D

IP 20 | CRI 90 | 5 | R9 50 | 24Vdc | 3 MacAdam STEPS | LED SMD 2835 | 5m

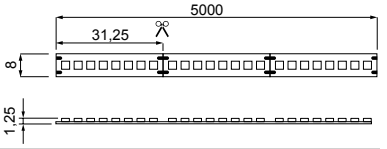

*Real lumen

Strip business 2.0 - 224LED/m 25W/m IP20



Code	lm/m**	CCT	Energy class
06892	3073	2700K	E
06894	3210	3000K	E
06896	3418	4000K	D
06898	3418	5700K	D

IP 20 | CRI 90 | 5 | R9 50 | 24Vdc | 3 MacAdam STEPS | LED SMD 2835 | 5m

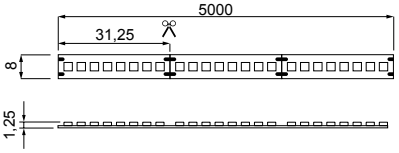

*Real lumen

Strip business 2.0 - 224LED/m 6W/m IP65



Code	lm/m*	CCT
06846	754	2700K
06850	788	3000K
06854	839	4000K
06858	839	6500K

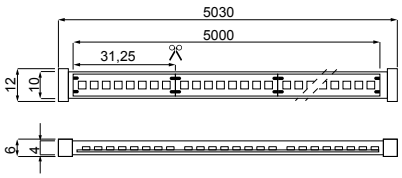

IP 65 | CRI 90 | 5 | R9 50 | 24Vdc | 3 MacAdam STEPS | LED SMD 2835 | 5m

*Real lumen

Strip business 2.0 - 224LED/m 10W/m IP65



Code	lm/m*	CCT
06862	1292	2700K
06866	1349	3000K
06870	1437	4000K
06874	1437	6500K

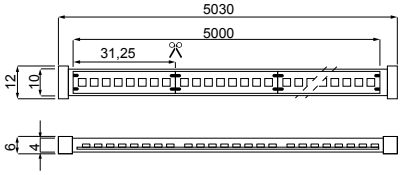

IP 65 | CRI 90 | 5 | R9 50 | 24Vdc | 3 MacAdam STEPS | LED SMD 2835 | 5m

*Real lumen

Strip business 2.0 - 224LED/m 16,5W/m IP65



Code	lm/m*	CCT
06878	2100	2700K
06882	2195	3000K
06886	2336	4000K
06890	2336	6500K

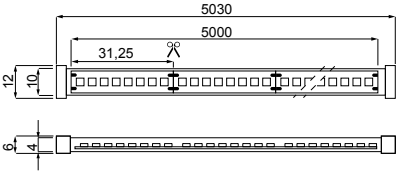

IP 65 | CRI 90 | 5 | R9 50 | 24Vdc | 3 MacAdam STEPS | LED SMD 2835 | 5m

*Real lumen

SUGGESTED POWER SUPPLY & CONTROLLER

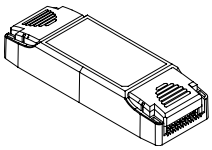

Power supply

AL00254	24V 60W CLASSE II IP20 (SN)
07260	24V 100W CLASSE II IP20
AL00252	24V 120W CLASSE II IP20
07145	24V 150W CLASSE II IP20
AL00251	24V 320W CLASSE II IP20
AL00305	24V 24W CLASSE II IP67
AL00306	24V 35W CLASSE II IP67
AL00307	24V 60W CLASSE II IP67
AL00308	24V 100W CLASSE II IP67
AL00318	24V 150W CLASSE II IP67
07321	24V 200W CLASSE II IP67
AL00309	24V 240W CLASSE II IP67
AL00310	24V 320W CLASSE II IP67

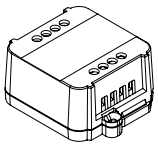

Controller

09288	Dimmer DALI/Push/POT/1-10V/BLE
09369	DALI2 - PUSH - 0/1V 24V max 11A
09772	Dimmer PUSH/0-10V/1-10V/Phase cut/DALI2
09779	Dimmer PUSH/0-10V/1-10V/POT
09777	Dimmer Matter/PUSH/TW



EFFICIENT

[STATIC WHITE]

Strip Efficient 140 LED/m 14,5W/m IP20



Code	lm/m*	CCT	Energy class
06707	2054	2700K	E
06708	2196	3000K	D
06709	2231	4000K	D
06710	2302	5800K	D

IP 20 | CRI 85 | 5 | 24Vdc | 3 MacAdam STEPS | LED SMD 2835 | 5m

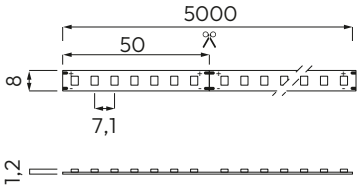

*Real lumen

Strip Efficient 210 LED/m 9W/m IP20



Code	lm/m*	CCT	Energy class
06776	1206	2700K	E
06777	1288	3000K	E
06778	1309	4000K	E
06780	1351	5800K	D

IP 20 | CRI 80 | 5 | 24Vdc | 3 MacAdam STEPS | LED SMD 2835 | 5m

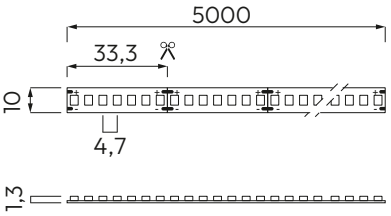

*Real lumen

Strip Efficient 140 LED/m 14,5W/m IP65



Code	lm/m*	CCT
06736	2054	2700K
06737	2196	3000K
06738	2231	4000K
06739	2302	5800K

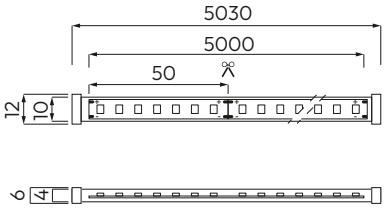

IP 65 | CRI 85 | 5 | 24Vdc | 3 MacAdam STEPS | LED SMD 2835 | 5m

*Real lumen

Strip Efficient 210 LED/m 9W/m IP65



Code	lm/m*	CCT
06781	1206	2700K
06782	1288	3000K
06783	1309	4000K
06784	1351	5800K

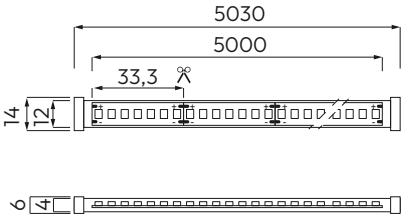

IP 65 | CRI 80 | 5 | 24Vdc | 3 MacAdam STEPS | LED SMD 2835 | 5m

*Real lumen

SUGGESTED POWER SUPPLY & CONTROLLER

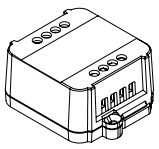

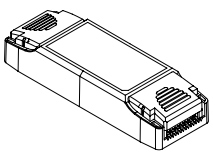

Controller

09369	DALI2 - PUSH - 0/1V 24V max 11A
09772	Dimmer PUSH/0-10V/1-10V/Phase cut/DALI2
09779	Dimmer PUSH/0-10V/1-10V/POT
09777	Dimmer Matter/PUSH/TW

Power supply

only for strip LED 14,5W/m

07260	Driver 24V 100W Cl II IP20 (10m)
AL00253	Driver 24V 180W Cl II IP20 (10m)

only for strip LED 9W/m

AL00254	Driver 24V 60W CLASSE II IP20
AL00252	Driver 24V 120W CLASSE II IP20

[STATIC WHITE]

Strip Efficient 210 LED/m 14W/m IP20



Code	lm/m*	CCT	Energy class
06785	1876	2700K	E
06786	2004	3000K	E
06787	2037	4000K	E
06788	2102	5800K	D

IP 20 | CRI 80 | 5 | 24Vdc | 3 MacAdam STEPS | LED SMD 2835 | 5m

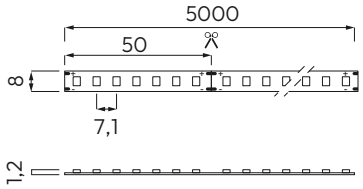

*Real lumen

Strip Efficient 210 LED/m 19,2W/m IP20



Code	lm/m*	CCT	Energy class
06715	2680	2700K	E
06716	2864	3000K	D
06717	2911	4000K	D
06718	3003	5800K	D

IP 20 | CRI 85 | 5 | 24Vdc | 3 MacAdam STEPS | LED SMD 2835 | 5m

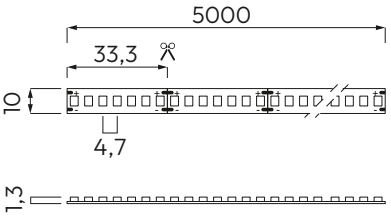

*Real lumen

Strip Efficient 210 LED/m 22W/m IP20



Code	lm/m*	CCT	Energy class
06723	3081	2700K	E
06724	3293	3000K	D
06725	3346	4000K	D
06726	3604	5800K	D

IP 20 | CRI 85 | 5 | 24Vdc | 3 MacAdam STEPS | LED SMD 2835 | 5m

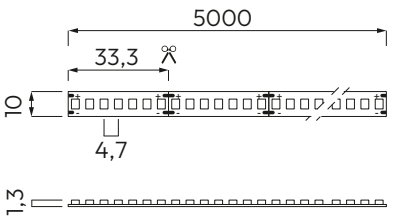

*Real lumen

Strip Efficient 210 LED/m 14W/m IP65



Code	lm/m*	CCT
06789	1876	2700K
06790	2004	3000K
06791	2037	4000K
06792	2102	5800K

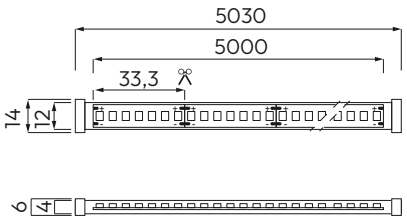

IP 65 | CRI 80 | 5 | 24Vdc | 3 MacAdam STEPS | LED SMD 2835 | 5m

*Real lumen

Strip Efficient 210 LED/m 19,2W/m IP65



Code	lm/m*	CCT
06744	2680	2700K
06745	2864	3000K
06746	2911	4000K
06747	3003	5800K

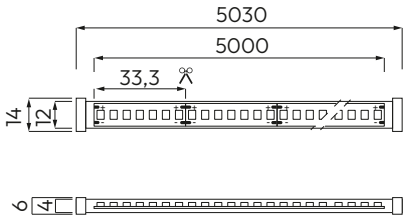

IP 65 | CRI 85 | 5 | 24Vdc | 3 MacAdam STEPS | LED SMD 2835 | 5m

*Real lumen

SUGGESTED POWER SUPPLY & CONTROLLER

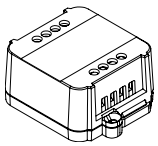

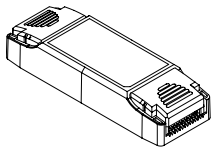

Controller

09369	DALI2 - PUSH - 0/1V 24V max 11A
09772	Dimmer PUSH/0-10V/1-10V/Phase cut/DALI2
09779	Dimmer PUSH/0-10V/1-10V/POT
09777	Dimmer Matter/PUSH/TW

Power supply

only for strip LED 14W/m

07260	Driver 24V 100W Cl II IP20 (10m)
AL00253	Driver 24V 180W Cl II IP20 (10m)

only for strip LED 19,2W/m

07145	Driver 24V 150W Cl II IP20 (5m)
AL00251	Driver 24V 320W Cl II IP20 (10m)

only for strip LED 22W/m

07145	Driver 24V 150W Cl II IP20 (5m)
AL00251	Driver 24V 320W Cl II IP20 (10m)

WHITE CHANGE

DIM TO WARM



240LED/m 20W/m IP20

TUNABLE WHITE



60+60LED/m 14,4W/m IP20/IP65
120+120LED/m 19,2W/m IP20

COLOUR CHANGE

MULTICOLOR STRIP WITH LATEST MULTICHIP LED GENERATION

Strip multicolore con LED multichip di ultima generazione

RGB



60LED/m 14,4W/m IP20/IP65
120LED/m 21W/m IP20
120LED/m 24W/m IP20
60LED/m 10,5W/m IP20

RGB+W



60LED/m 14,4W/m IP20/IP65
168LED/m 19,2W/m IP20/IP65

SCENOGRAPHIC

DIGITAL MULTICOLOR AND MONOCOLOR STRIP WITH LATEST MULTICHIP LED GENERATION

Strip digitale multicolore e monocolore con LED multichip di ultima generazione

PIXEL

Digital/SPI



120LED/m 10,8W/m IP20

PIXEL RGB+W

Digital/SPI



60LED/m 19W/m RGB+40K IP20



DIM TO WARM

[WHITE CHANGE]

Strip Dim To Warm - 240LED/m 20W/m IP20

Code	lm/m*	CCT	Energy class
06107	1798	1800K - 3000K	F



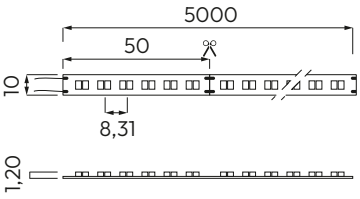

IP 20 | CRI 90 | 5 | 24Vdc | 3 MacAdam STEPS | LED SMD 2835 | 5m

*Real lumen

SUGGESTED POWER SUPPLY & CONTROLLER

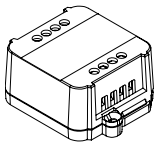

Controller

09369 DALI2 - PUSH - 0/1V 24V max 11A

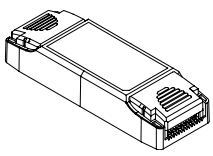

Power supply

07145 Driver 24V 150W CLASSE II IP20 (5m)
AL00251 Driver 24V 320W CLASSE II IP20 (10m)

TUNABLE WHITE

[WHITE CHANGE]

Strip Tunable White 60+60LED/m 14,4W/m IP20



Code	lm/m*	CCT	Energy class
05250	800 1000	2700K 6000K	F

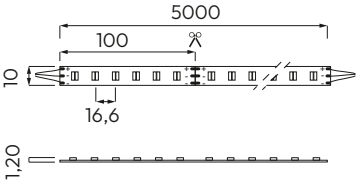

IP 20 | CRI 85 | 5 | 24Vdc | 3 MacAdam STEPS | LED SMD 2835 | 5m

*Real lumen

Strip Tunable White 60+60LED/m 14,4W/m IP65



Code	lm/m*	CCT
05251	800 1000	2700K 6000K

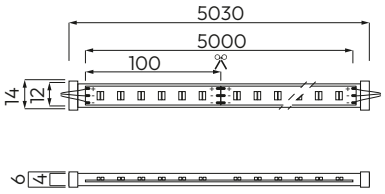

IP 65 | CRI 85 | 5 | 24Vdc | 3 MacAdam STEPS | LED SMD 2835 | 5m

*Real lumen

Strip Tunable White PRO 120+120LED/m 19,2W/m IP20



Code	lm/m*	CCT	Energy class
06638	1800	2300K - 6500K	F

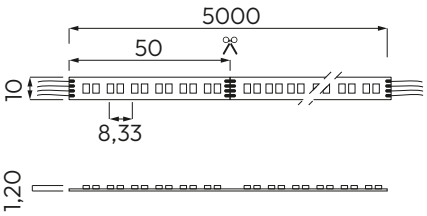

IP 20 | CRI 90 | 5 | 24Vdc | 3 MacAdam STEPS | LED SMD 2835 | 5m

*Real lumen

SUGGESTED POWER SUPPLY & CONTROLLER

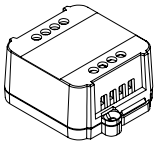

Controller

09776	Multi dimmer Push/0-10V/1-10V/ Phase cut/DALI2/Dmx512/Modbus/Ble Monochromatic/TW/RGB/RGB+W
09156	Controller RF TW
09778	Dimmer 4Ch Matter/push/ Monochromatic/TW/RGB/RGB+W
09309	DMX touch panel 503 TW

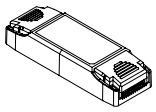

Power supply 05250/05251

07260	Driver 24V 100W Cl II IP20 (5m)
07145	Driver 24V 150W Cl II IP20 (10m)

Power supply 06638

07145	Driver 24V 150W Cl II IP20 (10m)
AL00251	Driver 24V 320W Cl II IP20 (10m)

RGB

[COLOUR CHANGE]

Strip RGB 60LED/m 14,4W/m IP20



Code	lm/m*	CCT
05049	526	RGB

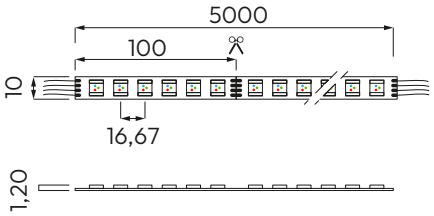

IP 20 | 5 | 24Vdc | 3 MacAdam STEPS | LED SMD 2835 | 5m

*Real lumen

Strip RGB 60LED/m 14,4W/m IP65



Code	lm/m*	CCT
05059	526	RGB

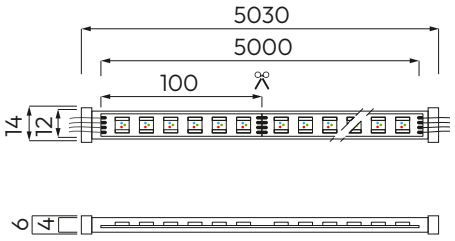

IP 65 | 5 | 24Vdc | 3 MacAdam STEPS | LED SMD 2835 | 5m

*Real lumen

Strip RGB PRO 120LED/m 21W/m IP20



Code	lm/m*	CCT
05729	631	RGB

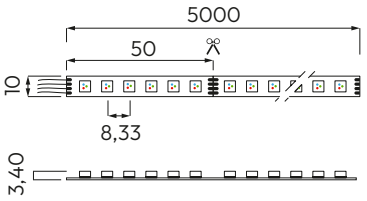

IP 20 | 5 | 24Vdc | 3 MacAdam STEPS | LED SMD 2835 | 5m

*Real lumen

SUGGESTED POWER SUPPLY & CONTROLLER

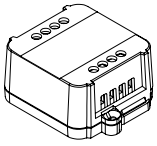

Controller

09776	Multi dimmer Push/0-10V/1-10V/ Phase cut/DALI2/Dmx512/Modbus/Ble Monochromatic/TW/RGB/RGB+W
09000	Controller RGB+signal repeater
09778	Dimmer 4Ch Matter/push/ Monochromatic/TW/RGB/RGB+W
09042	Touch capacitivo RGB / RGB+W

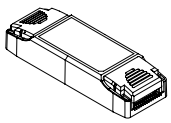

Power supply 05049/05059

07260	Driver 24V 100W Cl II IP20 (5m)
AL00253	Driver 24V 180W Cl II IP20 (10m)

Centraline Zigbee

09002	Centralina gateway
09003	Dimmer mono radio - push
09006	Controller mono

Power supply 05729

07145	Driver 24V 150W Cl II IP20 (5m)
AL00251	Driver 24V 320W Cl II IP20 (10m)

Strip MONOCOLOR RED/BLUE/GREEN 120LED/m 24W/m IP20



Code	lm/m*	CCT
06666	516	RED
06667	1800	GREEN
06668	335	BLUE

IP 20 | 5 | 24Vdc | 3 MacAdam STEPS | LED SMD 2835 | 5m

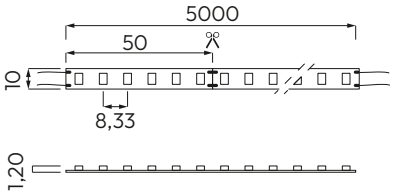

*Real lumen

Strip RGB + Tunable White 60LED/m 10,5W/m IP20



Code	lm/m*	CCT	Energy class
05821	395	3000K - 6500K	G

IP 20 | CRI 85 | 5 | 24Vdc | 3 MacAdam STEPS | LED SMD 2835 | 5m

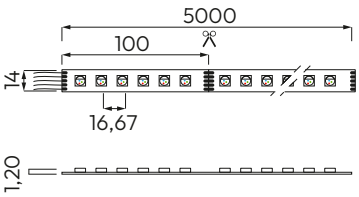

*Real lumen

SUGGESTED POWER SUPPLY & CONTROLLER

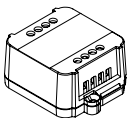

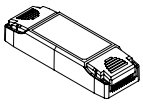

120 LED/m 24W/m IP20

Controller

09369 DALI2-PUSH-0/1.10V 24V max.11A

Power supply

AL00255 Driver 24V 75W Cl II IP20 (5m)

07145 Driver 24V 150W Cl II IP20 (10m)

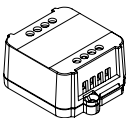

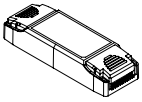

60 LED/m 10,5W/m IP20

Controller

09776 Multi dimmer Push/0-10V/1-10V/ Phase cut/DALI2/Dmx512/Modbus/Ble Monochromatic/TW/RGB/RGB+W

09145 CONTROLLER RGB + W

09778 Dimmer 4Ch Matter/push/Monochromatic/ TW/RGB/RGB+W

09042 Touch capacitivo RGB / RGB+W

Centraline Zigbee

09002 Centralina gateway

09003 Dimmer mono radio - push

09006 Controller mono

Power supply

AL00255 Driver 24V 75W Cl II IP20 (5m)

07145 Driver 24V 150W Cl II IP20 (10m)

RGB+W

[COLOUR CHANGE]

Strip RGB+W 60LED/m 14,4W/m IP20



Code	lm/m*	CCT
05716	536	RGB + W (2700K)
05758	549	RGB + W (3000K)
05220	1005	RGB + W (4000K)

IP 20 | 5 | 24Vdc | 3 MacAdam STEPS | LED SMD 2835 | 5m

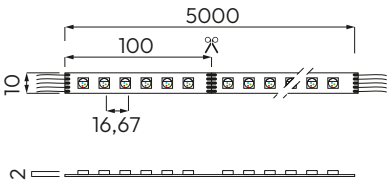

*Real lumen

Strip RGB+W 60LED/m 14,4W/m IP65



Code	lm/m*	CCT
05831	536	RGB + W (2700K)
05795	549	RGB + W (3000K)
05225	1005	RGB + W (4000K)

IP 65 | 5 | 24Vdc | 3 MacAdam STEPS | LED SMD 2835 | 5m

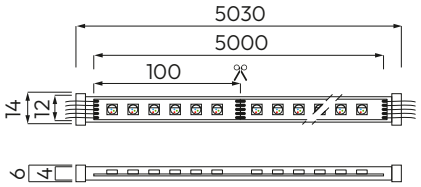

*Real lumen

SUGGESTED POWER SUPPLY & CONTROLLER

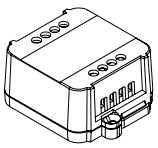

Controller

09776	Multi dimmer Push/0-10V/1-10V/ Phase cut/DALI2/Dmx512/Modbus/Ble Monochromatic/TW/RGB/RGB+W
09145	Controller RGB+W
09778	Dimmer 4Ch Matter/push/ Monochromatic/TW/RGB/RGB+W
09342	DMX touch panel 503 RGBW

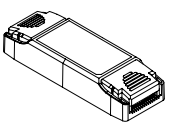

Power supply

07260	Driver 24V 100W Cl II IP20 (5m)
AL00253	Driver 24V 180W Cl II IP20 (10m)

Centraline Zigbee

09002	Centralina gateway
09003	Dimmer mono radio - push
09006	Controller mono

Strip RGB+W 168LED/m 19,2W/m IP20 24Vdc 5m



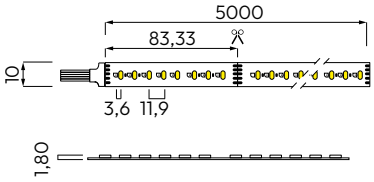

Code*	Lighting data			
	W/m	CCT	lm[1]	max run (m)
SF- ...	19,2	RGB+4000K	1590	5

*Complete the code + (1) + (2) + (3) + (4) + (5) + (6)

(1) N°LED	(2) CCT	(3) Power	(4) IP	(5) Alimentation	(6) Length
AM 168LED	**R2** RGB+2700K **R3** RGB+3000K **R4** RGB+4000K	**C9** 19,2W	**A** IP20	**2** 24Vdc	**L1** 5000mm

IP 20 | CRI 90 | 24Vdc | 5m | LED SMD 2835 | 3 MacAdam STEPS

*Real lumen

Strip RGB+W 168LED/m 19,2W/m IP65 24Vdc 5m



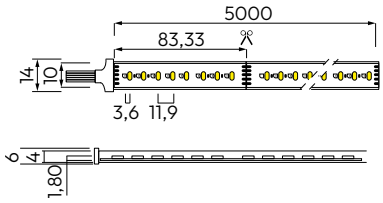

Code*	Lighting data			
	W/m	CCT	lm[1]	max run (m)
SF- ...	19,2	RGB+4000K	1590	5

*Complete the code + (1) + (2) + (3) + (4) + (5) + (6)

(1) N°LED	(2) CCT	(3) Power	(4) IP	(5) Alimentation	(6) Length
AM 168LED	**R2** RGB+2700K **R3** RGB+3000K **R4** RGB+4000K	**C9** 19,2W	**B** IP65	**2** 24Vdc	**L1** 5000mm

IP 65 | CRI 90 | 24Vdc | 5m | LED SMD 2835 | 3 MacAdam STEPS

*Real lumen

SUGGESTED POWER SUPPLY & CONTROLLER

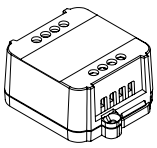

Controller

09776	Multi dimmer Push/0-10V/1-10V/ Phase cut/DALI2/Dmx512/Modbus/Ble Monochromatic/TW/RGB/RGB+W
09145	Controller RGB+W
09778	Dimmer 4Ch Matter/push/ Monochromatic/TW/RGB/RGB+W
09342	DMX touch panel 503 RGBW

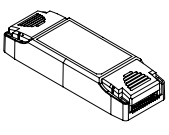

Power supply

07145	Driver 24V 150W Cl II IP20 (5m)
AL00309	Driver 24V 240W Cl II IP67 (10m)

Centraline Zigbee

09002	Centralina gateway
09003	Dimmer mono radio - push
09006	Controller mono

PIXEL
Digital/SPI

[SCENOGRAPHIC]

Strip 120LED/m 10,8W/m IP20 24Vdc 5m



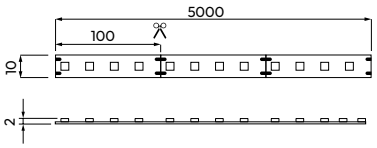

Code*	Lighting data			
	W/m	CCT	lm[1]	max run (m)
SF- ...	10,8	4000K	850	5

IP 20 | CRI 90 | 24Vdc | 5m | LED SMD 2835 | 3 MacAdam STEPS | 5

***Complete the code** + (1) + (2) + (3) + (4) + (5) + (6)

(1) **N°LED**	(2) **CCT**	(3) **Power**	(4) **IP**	(5) **Alimentation**	(6) **Length**
AD 120LED	**27** 2700K	**B2** 10,8W	**A** IP20	**2** 24Vdc	**L1** 5000mm
	30 3000K				
	40 4000K				

*Real lumen

SUGGESTED POWER SUPPLY & CONTROLLER

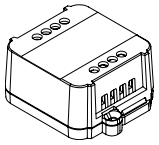

Controller

09770 Controller Push Mono - RGB - Pixel *(Digital/SPI)*
09771 Signal amplifier

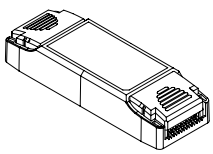

Power supply

AL00255 Driver 24V 75W Cl II IP20 (5m)
07145 Driver 24V 150W Cl II IP20 (10m)

PIXEL RGB + W

Digital/SPI

[SCENOGRAPHIC]

Strip 60LED/m 19W/m RGB+40K IP20 24Vdc 5m



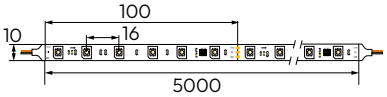



IP 20 | CRI 80 | 24Vdc | 5m | LED SMD 2835 | 3 MacAdam STEPS | 5

Code*	Lighting data			
	W/m	CCT	lm[1]	max run (m)
SF- ...	19	RGB + 4000K	730	5

***Complete the code** + (1) + (2) + (3) + (4) + (5) + (6)

(1) **N°LED**	(2) **CCT**	(3) **Power**	(4) **IP**	(5) **Alimentation**	(6) **Length**
AA 60LED	**R4** RGB + 4000K	**C8** 19W	**A** IP20	**2** 24Vdc	**L1** 5000mm

*Real lumen

SUGGESTED POWER SUPPLY & CONTROLLER

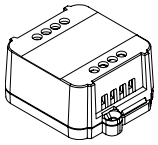

Controller

09770 Controller Push Mono - RGB - Pixel *(Digital/SPI)*
09771 Signal amplifier

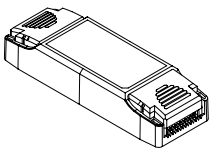

Power supply

AL00252 Driver 24V 120W Cl II IP20 (5m)
AL00309 Driver 24V 240W Cl II IP67 (10m)

4mm

ULTRA SLIM



180LED/m 11W/m IP20/IP65

SPECIAL

ZIG ZAG



140LED/m 14,4W/m IP20

FLEXIBLE CORNER LED STRIP FOR CUSTOM-SHAPED APPLICATIONS

Strip angolare flessibile per applicazioni a forma personalizzata

LONG DISTANCE

24V



120LED/m 12W/m IP20/IP65

UP TO 20M POWERED FROM ONE END

Strip lineare alimentata da un lato fino a 20m

48V



130LED/m 9,6W/m IP20/IP67
130LED/m 14,4W/m IP20/IP67

UP TO 30M POWERED FROM ONE END

Strip lineare alimentata da un lato fino a 30m



Micro Strip 4 mm 180 LED/m 11 W/m IP20



Code	lm/m*	CCT	Energy class
05087	1361	3000K	E
05088	1419	4000K	E
05089	1419	5800K	E

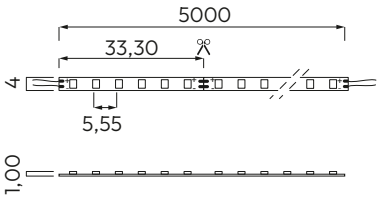

IP 20 | CRI 85 | 5 | 24Vdc | 3 MacAdam STEPS | LED SMD 2835 | 5m

*Real lumen

Micro Strip 4 mm 180 LED/m 11 W/m IP65



Code	lm/m*	CCT
05263	1361	3000K
05264	1419	4000K
05269	1419	5800K

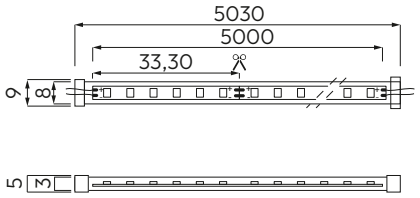

IP 65 | CRI 85 | 5 | 24Vdc | 3 MacAdam STEPS | LED SMD 2835 | 5m

*Real lumen

SUGGESTED POWER SUPPLY & CONTROLLER

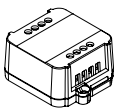

Controller

09369	DALI2 - PUSH - 0/1V 24V max 11A
09772	Dimmer PUSH/0-10V/1-10V/Phase cut/ DALI2
09779	Dimmer PUSH/0-10V/1-10V/Potentiometer
09777	Dimmer Matter/PUSH/TW

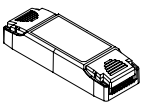

Power supply

only for micro strip LED

AL00255	Driver 24V 75W CLASSE II IP20 (5m)
07145	Driver 24V 150W CLASSE II IP20 (10m)

ZIG-ZAG

Strip Zig-Zag 140LED/m 14,4W IP20 24Vdc 5m



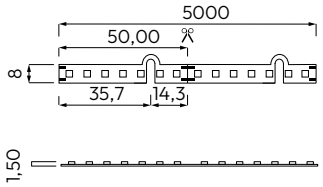

IP 20 | CRI 90 | 48Vdc | 5m | LED SMD 2835 | 3 MacAdam STEPS | 5

Code*	Lighting data			
	W/m	CCT	lm[1]	max run (m)
SE- ...	14,4	4000K	1870	5

***Complete the code** + (1) + (2) + (3) + (4) + (5) + (6)

(1) **N°LED**	(2) **CCT**	(3) **Power**	(4) **IP**	(5) **Alimentation**	(6) **Length**
AI 140LED	**27** 2700K	**B8** 14,4W	**A** IP20	**2** 24Vdc	**L1** 5000mm
	30 3000K				
	40 4000K				

*Real lumen

REFERENCE PROFILE



5613
p.225



6713
p.226

LED strip channel

Profile suitable for curved applications

SUGGESTED POWER SUPPLY & CONTROLLER

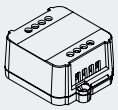

Controller

09369	DALI2 - PUSH - 0/1V 24V max 11A
09772	Dimmer PUSH/0-10V/1-10V/Phase cut/ DALI2
09779	Dimmer PUSH/0-10V/1-10V/Potentiometer
09777	Dimmer Matter/PUSH/TW

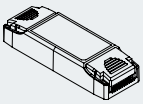

Power supply
only for micro strip LED

AL00255	Driver 24V 75W CLASSE II IP20 (5m)
07145	Driver 24V 150W CLASSE II IP20 (10m)

24VDC

[LONG DISTANCE]

REEL LENGTH 20m

Strip 24Vdc 120LED/m 12W/m IP20



Code	lm/m*	CCT	Energy class
05900	1599	3000K	E
05901	1741	4000K	E
05902	1900	5800K	D

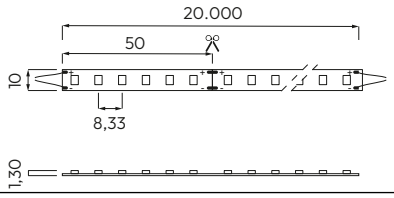

IP 20 | CRI 85 | 5 | 24Vdc | 3 MacAdam STEPS | LED SMD 2835 | 20m

*Real lumen

REEL LENGTH 10m

Strip 24Vdc 120LED/m 12W/m IP65



Code	lm/m*	CCT
06513	1599	3000K
06514	1741	4000K
06515	1900	5800K

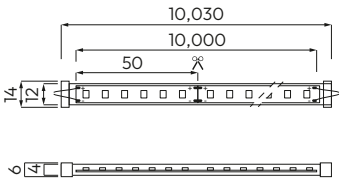

IP 65 | CRI 85 | 5 | 24Vdc | 3 MacAdam STEPS | LED SMD 2835 | 10m

*Real lumen

SUGGESTED POWER SUPPLY & CONTROLLER

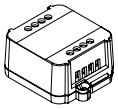

Controller

09369	DALI2 - PUSH - 0/1V 24V max 11A
09772	Dimmer PUSH/0-10V/1-10V/Phase cut/ DALI2
09779	Dimmer PUSH/0-10V/1-10V/Potentiometer
09777	Dimmer Matter/PUSH/TW

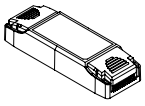

Power supply

AL00310	Driver 24V 300W CLASSE II IP67 (20m)
07145	Driver 24V 120W CLASSE II IP20 (10m)

48VDC

[LONG DISTANCE]

REEL LENGTH 30m

Strip 48Vdc 130LED/m 9,6W/m IP20



Code*	Lighting data			
	W/m	CCT	lm[1]	max run (m)
SE- ...	9,6	4000K	960	30

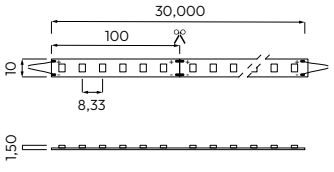

IP 20 | CRI 90 | 48Vdc | 30m | LED SMD 2835 | 3 MacAdam STEPS

***Complete the code** + (1) + (2) + (3) + (4) + (5) + (6)

(1) N°LED	(2) CCT	(3) Power	(4) IP	(5) Alimentation	(6) Length
AG 130LED	**27** 2700K **30** 3000K **40** 4000K	**A8** 9,6W	**A** IP20	**4** 48Vdc	**L5** 30000mm

*Real lumen

Strip 48Vdc 130LED/m 9,6W/m IP67



Code*	Lighting data			
	W/m	CCT	lm[1]	max run (m)
SE- ...	9,6	4000K	960	30

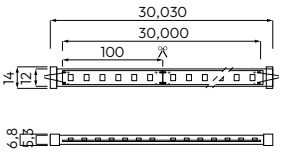

IP 67 | CRI 90 | 48Vdc | 30m | LED SMD 2835 | 3 MacAdam STEPS

***Complete the code** + (1) + (2) + (3) + (4) + (5) + (6)

(1) N°LED	(2) CCT	(3) Power	(4) IP	(5) Alimentation	(6) Length
AG 130LED	**27** 2700K **30** 3000K **40** 4000K	**A8** 9,6W	**C** IP67	**4** 48Vdc	**L5** 30000mm

*Real lumen

SUGGESTED POWER SUPPLY & CONTROLLER

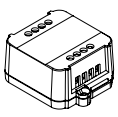

Controller

09772	Dimmer PUSH/0-10V/1-10V/Phase cut/ DALI2
09779	Dimmer PUSH/0-10V/1-10V/Potentiometer
09777	Dimmer Matter/PUSH/TW

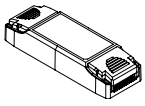

Power supply

07544	Driver 48V 480W IP65 (30m)

48VDC

[LONG DISTANCE]

REEL LENGTH 20m

Strip 48Vdc 130LED/m 14,4W/m IP20 20m



Code*	Lighting data			
	W/m	CCT	lm[1]	max run (m)
SE- ...	14,4	4000K	1370	20

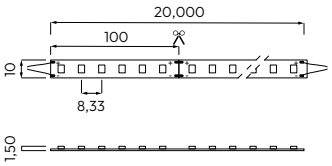

*Complete the code + (1) + (2) + (3) + (4) + (5) + (6)

(1) N°LED	(2) CCT	(3) Power	(4) IP	(5) Alimentation	(6) Length
AG 130LED	**27** 2700K **30** 3000K **40** 4000K	**B8** 14,4W	**A** IP20	**4** 48Vdc	**L3** 20000mm

IP 20 | CRI 90 | 48Vdc | 20m | LED SMD 2835 | 3 MacAdam STEPS

*Real lumen

Strip 48Vdc 130LED/m 14,4W/m IP67 20m



Code*	Lighting data			
	W/m	CCT	lm[1]	max run (m)
SE- ...	14,4	4000K	1370	20

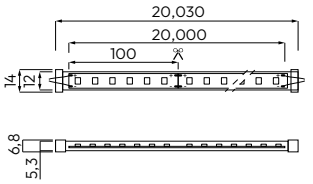

*Complete the code + (1) + (2) + (3) + (4) + (5) + (6)

(1) N°LED	(2) CCT	(3) Power	(4) IP	(5) Alimentation	(6) Length
AG 130LED	**27** 2700K **30** 3000K **40** 4000K	**B8** 14,4W	**C** IP67	**4** 48Vdc	**L3** 20000mm

IP 67 | CRI 90 | 48Vdc | 20m | LED SMD 2835 | 3 MacAdam STEPS

*Real lumen

SUGGESTED POWER SUPPLY & CONTROLLER

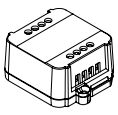

Controller

09772	Dimmer PUSH/0-10V/1-10V/Phase cut/ DALI2
09779	Dimmer PUSH/0-10V/1-10V/Potentiometer
09777	Dimmer Matter/PUSH/TW

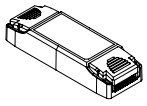

Power supply

07544	Driver 48V 480W IP65 (20m)

DETAILS

Connector for strip IP20 (indoor use only)

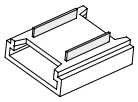

14664 Connettore lineare per strip 8 mm (10 pz)
Linear Connector strip 8 mm (10pz)
Connecteur linéaire pour ruban LED 8 mm (10 pcs)
Conector lineal para tira LED de 8 mm (10 uds)

14666 Connettore lineare per strip 10 mm (10 pz)
Linear Connector strip 10 mm (10pz)
Connecteur linéaire pour ruban LED 10 mm (10 pcs)
Conector lineal para tira LED de 10 mm (10 uds)

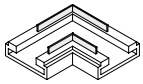

14668 Connettore angolare 90° per strip 8 mm (10 pz)
90° Angolar Connector strip 8 mm (10pz)
Connecteur angulaire 90° pour ruban LED 8 mm (10 pcs)
Conector angular de 90° para tira LED de 8 mm (10 uds)

14667 Connettore angolare 90° per strip 10 mm (10 pz)
90° Angolar Connector strip 10 mm (10pz)
Connecteur angulaire 90° pour ruban LED 10 mm (10 pcs)
Conector angular de 90° para tira LED de 10 mm (10 uds)

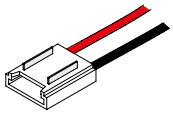

14679 Connettore con cavo per strip 8 mm (10 pz)
Connector with cable strip 8 mm (10pz)
Connecteur avec câble pour ruban LED 8 mm (10 pcs)
Conector con cable para tira LED de 8 mm (10 uds)

14678 Connettore con cavo per strip 10 mm (10 pz)
Connector with cable strip 10 mm (10pz)
Connecteur avec câble pour ruban LED 10 mm (10 pcs)
Conector con cable para tira LED de 10 mm (10 uds)

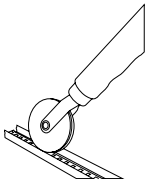

Strip installer Rolly
RL-SL68

For silicon strip IP65
Black Professional / Business 2.0 / Efficient

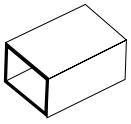

05188 Tappo passacavo per guaina in silicone 9528
Cable entry cap for silicone sheathing 9528
Embout passe-câble pour gaine en silicone 9528
Tapón pasacables para funda de silicona 9528

05187 Tappo di chiusura per guaina in silicone 9528
Close cap for silicone sheathing 9528
Embout de fermeture pour gaine en silicone 9528
Tapón de cierre para funda de silicona 9528

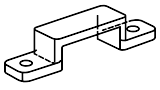

14780 Clip di fissaggio per strip LED, larghezza 8/10 mm
Fixing clip for LED strip, 8/10 mm width
Clip de fixation pour ruban LED, largeur 8/10 mm
Clip de fijación para tira LED, ancho 8/10 mm

220 VAC

CUT SECTION 50MM
Sezionabilità

DIMMABLE
Dimmerabile

CRI90



COMPACT DIMENSIONS FOR PROFILE INTEGRATION
Dimensioni compatte per inserimento profilo

14x11,5mm

120 LED/m 18W/m 5m IP65 - CUT 50mm/CUT 100mm
120 LED/m 18W/m 25m IP65 - CUT 50mm/CUT 100mm
120 LED/m 18W/m 50m IP65 - CUT 50mm/CUT 100mm



220 Vac

CE

CUT 50mm

220VAC - 120LED/m 18W/m 5m IP65 - Cut 50mm



Code	lm/m*	CCT	max run (m)
06110-5	1620	2700K	50m
06111-5	1705	3000K	50m
06112-5	1790	4000K	50m
06113-5	1790	6500K	50m

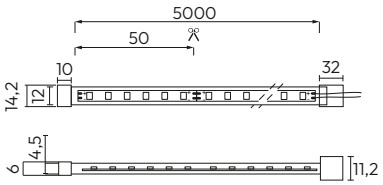

IP 65 | CRI 90 | 5 | AC DIRECT 220-240V | 3 MacAdam STEPS | LED SMD 2835 | 5m

*Real lumen

220VAC - 120LED/m 18W/m 25m IP65 - Cut 50mm



Code	lm/m*	CCT	max run (m)
06110-25	1620	2700K	50m
06111-25	1705	3000K	50m
06112-25	1790	4000K	50m
06113-25	1790	6500K	50m

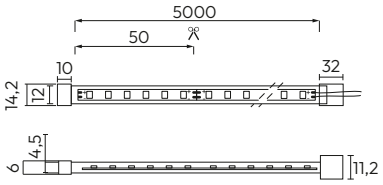

IP 65 | CRI 90 | 5 | AC DIRECT 220-240V | 3 MacAdam STEPS | LED SMD 2835 | 25m

*Real lumen

220VAC - 120LED/m 18W/m 50m IP65 - Cut 50mm



Code	lm/m*	CCT	max run (m)
06110	1620	2700K	50m
06111	1705	3000K	50m
06112	1790	4000K	50m
06113	1790	6500K	50m

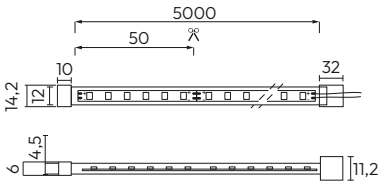

IP 65 | CRI 90 | 5 | AC DIRECT 220-240V | 3 MacAdam STEPS | LED SMD 2835 | 50m

*Real lumen

220VAC - 120LED/m 18W/m 5m IP65 - Cut 100mm



Code	lm/m*	CCT	max run (m)
06109-5	1620	2700K	50m
06240-5	1705	3000K	50m
06241-5	1790	4000K	50m
06242-5	1790	6500K	50m

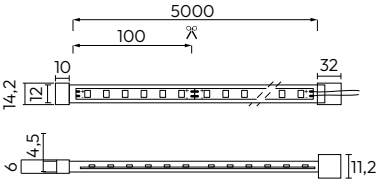

IP 65 | CRI 90 | 5 | AC DIRECT 220-240V | 3 MacAdam STEPS | LED SMD 2835 | 5m

*Real lumen

220VAC - 120LED/m 18W/m 25m IP65 - Cut 100mm



Code	lm/m*	CCT	max run (m)
06109-25	1620	2700K	50m
06240-25	1705	3000K	50m
06241-25	1790	4000K	50m
06242-25	1790	6500K	50m

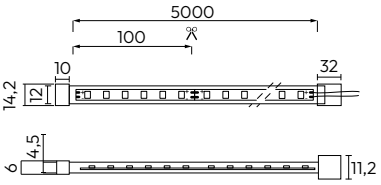

IP 65 | CRI 90 | 5 | AC DIRECT 220-240V | 3 MacAdam STEPS | LED SMD 2835 | 25m

*Real lumen

220VAC - 120LED/m 18W/m 50m IP65 - Cut 100mm



Code	lm/m*	CCT	max run (m)
06109	1620	2700K	50m
06240	1705	3000K	50m
06241	1790	4000K	50m
06242	1790	6500K	50m

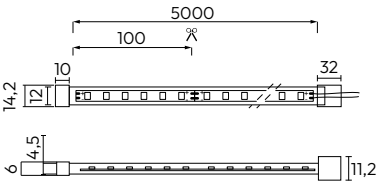

IP 65 | CRI 90 | 5 | AC DIRECT 220-240V | 3 MacAdam STEPS | LED SMD 2835 | 50m

*Real lumen

Accessories



14907 End cap PC for Strip 220V
IP65



14928 End cap CH for Strip 220V
IP65 1m

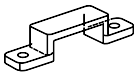

14847 Clip for Strip 220V IP65

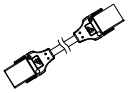

10020 Connettore intermedio con cavo marrone-blu da 180 mm 0,75 mm²
Intermediate connector with brown-blue cable, 180 mm, 0.75 mm²
Connecteur intermédiaire avec câble marron-bleu, 180 mm, 0,75 mm²
Conector intermedio con cable marrón-azul, 180 mm, 0,75 mm²



10021 Connettore di alimentazione con cavo marrone-blu da 180 mm 0,75 mm² per Strip 220V (IP20)
Power connector with brown-blue cable, 180 mm, 0.75 mm² for 220V strip (IP20)
Connecteur d'alimentation avec câble marron-bleu, 180 mm, 0,75 mm² pour ruban 220V (IP20)
Conector de alimentación con cable marrón-azul, 180 mm, 0,75 mm² para tira 220V (IP20)

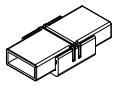

10022 Connettore intermedio dritto per Strip 220V (IP20)
Straight intermediate connector for 220V strip (IP20)
Connecteur intermédiaire droit pour ruban 220V (IP20)
Conector intermedio recto para tira 220V (IP20)



ivela elcom

TESATA

L'illuminazione a LED su tesata trasforma gli ambienti in scenari suggestivi e accoglienti. La luce emessa da questa moderna soluzione non è solo funzionale, ma diventa un vero e proprio linguaggio espressivo capace di generare atmosfere uniche. La diffusione uniforme lungo il profilo sottile crea una percezione di morbidezza e comfort, avvolgendo gli spazi in un'aura accogliente. Grazie al sistema di installazione regolabile, è possibile personalizzare l'inclinazione e adattare il prodotto a qualsiasi ambiente. Il montaggio risulta semplice e intuitivo grazie ai tiranti e ai pratici morsetti.

LED lighting on a tensioned cable system transforms interiors into evocative and welcoming settings. The light emitted by this modern solution is not only functional but also becomes an expressive medium capable of creating unique sensations. The uniform diffusion along the slender profile produces a sense of softness and comfort, enveloping the space in a warm and inviting atmosphere. Thanks to the adjustable installation system, it is possible to customize the angle of inclination and adapt the product to any environment. Installation is simple and intuitive thanks to the tension cables and practical clamps.

L'éclairage LED sur câble tendu transforme les espaces en environnements chaleureux et séduisants. La lumière émise par cette solution moderne n'est pas seulement fonctionnelle : elle devient un véritable moyen d'expression capable de créer des sensations uniques. Diffusée de manière uniforme le long du profil fin, elle apporte une impression de douceur et de confort, enveloppant les espaces d'une atmosphère accueillante. Grâce au système d'installation réglable, il est possible de personnaliser l'inclinaison et d'adapter le produit à tout type d'environnement. Le montage est simple et intuitif grâce aux câbles tendeurs et aux pinces pratiques.

La iluminación LED sobre cable tensado transforma los espacios en entornos sugerentes y acogedores. La luz emitida por esta moderna solución no solo cumple una función práctica, sino que se convierte en un medio expresivo capaz de generar sensaciones únicas. La difusión uniforme a lo largo del perfil delgado aporta una sensación de suavidad y confort, envolviendo los espacios en un ambiente cálido. Gracias al sistema de instalación ajustable, es posible personalizar el grado de inclinación y adaptar el producto a cualquier entorno. El montaje es sencillo e intuitivo gracias a los tensores y a las prácticas abrazaderas.



FEATURES

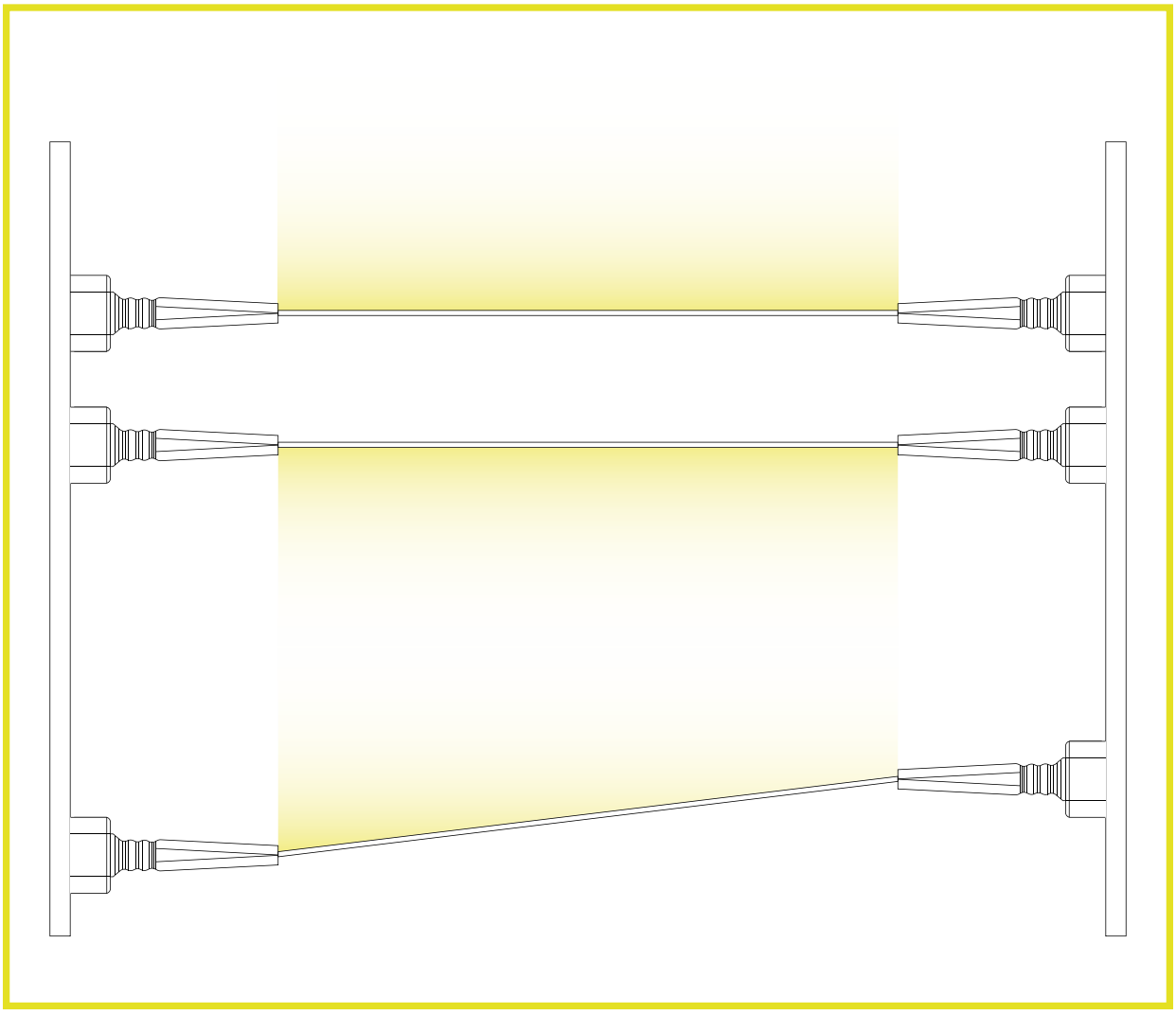

INCLINAZIONE **REGOLABILE**

Adjustable inclination

ANGOLAZIONE **PERSONALIZZABILE**

ADJUSTABLE ANGLE





TESATA

IP 20



TESATA

Installazione Parete	Installation Wall	Installation Mur	Instalación Pared
Materiali Corpo: Gomma TPV Diffusore: Policarbonato	Materials Body: TPV rubber Optics: Polycarbonate	Matériels Corps: Caoutchouc TPV Optique: Polycarbonate	Materiales Cuerpo: Goma TPV Óptica: Polycarbonate

bianco
white

nero
black

120°

TESATA



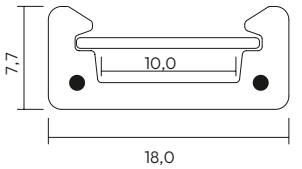

mm

Code*	*Complete the code + (1) + (2) + (3)		
1807T-	(1) **Diffuser**	(2) **Colour**	(3) **Length (mm)**
	O Opal	**02** Black	**L05** 5000
		01 *White	**L10** 10000

CE

* Colour available only for L10

- Profilo + diffusore + kit di montaggio
  Profile + diffuser + mounting kit
  Profilé + diffuseur + kit de montage
  Perfil + difusor + kit de montaje
- Strip non inclusa (Max 20W 24Vdc)
  LED Strip not included (Max 20W/m 24Vdc)
  Ruban LED non inclus (Max 20W/m 24Vdc)
  Tira LED no incluida (Max 20W/m 24Vdc)
- Alimentatore remoto non incluso
  Remote driver not included
  Driver déporté non inclus
  Driver remoto no incluido
- Lunghezza massima 10m
  Maximum length 10m
  Longueur maximale 10m
  Longitud máxima 10m

Single components code

	Code	Finish	Length	Decription
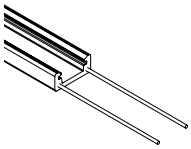	**12026**	**-01**[1] **-02**	**L05** **L10**	Profilo Profile Profilé Perfil
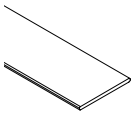	**12027-**		**L05** **L10**	Diffusore opale Opal diffuser Diffuseur opalino Difusor opalin
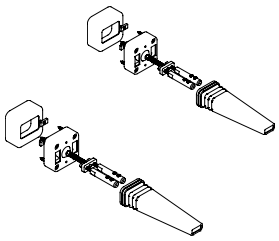	**12028**[2]	**-01**		Kit di montaggio composto da: (1) kit di montaggio, (2) scatola decorativa (metallo + silicone), (3) chiave inglese, (4) chiave a brugola, (5) terminale Mounting kit consisting of: (1) mounting kit, (2) decorative box (metal + silicone), (3) open-end spanner, (4) hex key (Allen key), (5) terminal connector Kit de montage composé de: (1) Kit de montage, (2) Boîtier décoratif (métal + silicone), (3) Clé plate, (4) Clé hexagonale (clé Allen), (5) Borne (connecteur terminal) Kit de montaje compuesto por: (1) Kit de montaje, (2) Caja decorativa (metal + silicona, (3) Llave fija, (4) Llave hexagonal (llave Allen), (5) Conector terminal

[1] Colour available only for L10
[2] Code 12028 – Colour black

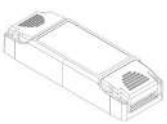

Driver for 5m strip LED

AL00254	Driver 24Vdc 60W for strip LED up to 10W/m
07260	Driver 24Vdc 100W for strip LED up to 16,5W/m

Driver for 10m strip LED

AL00255	Driver 24Vdc 75W for strip LED up to 6W/m
AL00252	Driver 24Vdc 120W for strip LED up to 10W/m
AL00251	Driver 24Vdc 320W for strip LED up to 16,5W/m





ivela elcom

NEONFLEX

Le NEONFLEX non sono semplicemente una fonte di luce, ma un elemento di design capace di trasformare lo spazio. Il rivestimento in silicone opaco antistatico custodisce la tecnologia e la protegge da umidità, raggi UV e agenti atmosferici, garantendo affidabilità e durata anche nelle condizioni più estreme. La loro forma flessibile e la diffusione luminosa uniforme donano continuità ed eleganza, creando effetti brillanti e suggestivi che valorizzano architetture, ambienti e dettagli con naturale armonia. Ogni linea diventa un gesto creativo: grazie alle possibilità di personalizzazione illuminotecnica, NEONFLEX si adatta a progetti unici e visionari, offrendo libertà espressiva ai designer. Integrati con sistemi di controllo smart, accompagnano l'illuminazione verso un'esperienza contemporanea, dove estetica e funzionalità si fondono in un equilibrio ideale.

NEONFLEX is not simply a source of light, but a design element capable of transforming space. The opaque antistatic silicone coating encloses the technology and protects it from moisture, UV rays, and atmospheric agents, ensuring reliability and durability even in the most extreme conditions. Their flexible shape and uniform light diffusion provide continuity and elegance, creating brilliant and evocative effects that enhance architecture, spaces, and details with natural harmony. Every line becomes a creative gesture: thanks to the possibilities of lighting customization, NEONFLEX adapts to unique and visionary projects, offering expressive freedom to designers. Integrated with smart control systems, they accompany lighting towards a contemporary experience, where aesthetics and functionality merge in an ideal balance.

Les NEONFLEX ne sont pas simplement une source de lumière, mais un élément de design capable de transformer l'espace. Le revêtement en silicone opaque antistatique protège la technologie de l'humidité, des rayons UV et des agents atmosphériques, garantissant fiabilité et durabilité même dans les conditions les plus extrêmes. Leur forme flexible et la diffusion lumineuse uniforme apportent continuité et élégance, créant des effets brillants et évocateurs qui valorisent architectures, espaces et détails avec une harmonie naturelle. Chaque ligne devient un geste créatif : grâce aux possibilités de personnalisation de l'éclairage, NEONFLEX s'adapte à des projets uniques et visionnaires, offrant une liberté d'expression aux designers. Intégrés aux systèmes de contrôle intelligents, ils accompagnent l'éclairage vers une expérience contemporaine, où esthétique et fonctionnalité se fondent dans un équilibre idéal.

Las NEONFLEX no son simplemente una fuente de luz, sino un elemento de diseño capaz de transformar el espacio. El revestimiento de silicona opaca antiestática protege la tecnología de la humedad, los rayos UV y los agentes atmosféricos, garantizando fiabilidad y durabilidad incluso en las condiciones más extremas. Su forma flexible y la difusión uniforme de la luz aportan continuidad y elegancia, creando efectos brillantes y sugestivos que realzan arquitecturas, ambientes y detalles con armonía natural. Cada línea se convierte en un gesto creativo: gracias a las posibilidades de personalización lumínica, NEONFLEX se adapta a proyectos únicos y visionarios, ofreciendo libertad expresiva a los diseñadores. Integrados con sistemas de control inteligentes, acompañan la iluminación hacia una experiencia contemporánea, donde estética y funcionalidad se funden en un equilibrio ideal.



NEONFLEX



0485 IP65
p.518



0612 IP67
p.519



1010 SIDE IP67
p.520



1010 TOP IP67
p.520



1616 3D IP67
p.522



1616 SIDE IP67
p.521



1616 ANGULAR IP67
p.523



1616 IP68
p.524



2010 IP67
p.525



2020 IP67
p.526



FEATURES

IP67 E IP68 GARANTITO SOLO SU PRODOTTO DI FABBRICA
IP67 and IP68 guaranteed only on factory-assembled product

TRE DIREZIONI DI USCITE CAVO
Three cable exit directions

BOTTOM

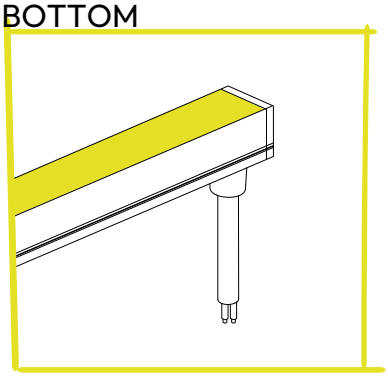

SIDE

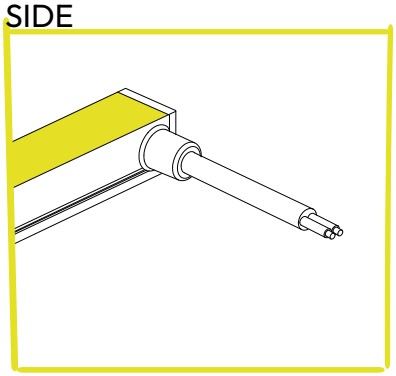

REAR

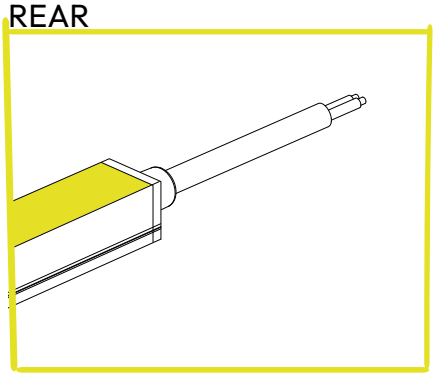

TRE TIPOLOGIE DI BENDING
Three bending modes

TOP

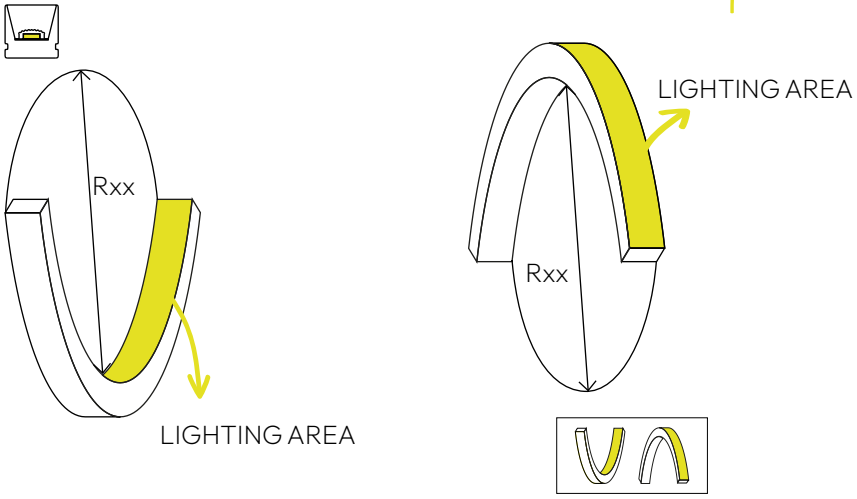

SIDE

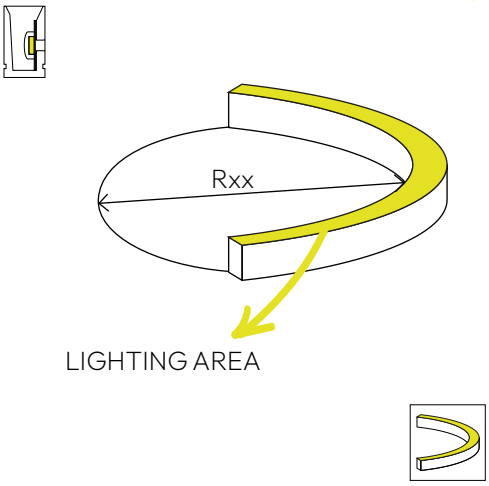

DUAL 3D

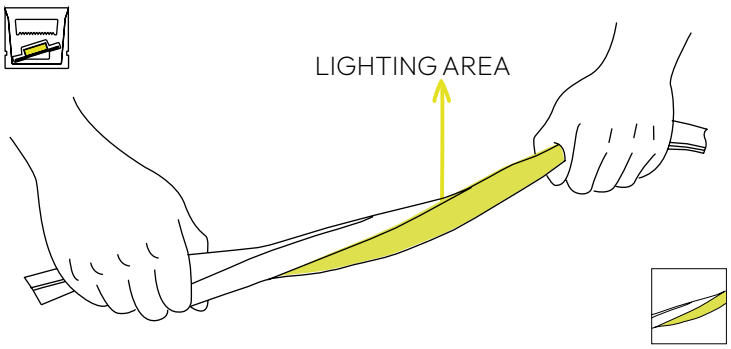

CUSTOM LENGTH (MM)

MADE IN ITALY



STAMPO CALDO A MOVIMENTO VERTICALE

Vertical-motion hot mould

GUAINA NEONFLEX

NEONFLEX sleeve

NEONFLEX 0485 IP65



Lighting data

CCT	W/m	lm/m*	cutting	max run (m)
4000K	9	297	Free cut	5

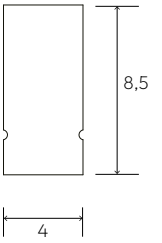

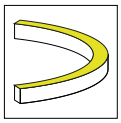

R>15mm

Code	*Complete the code + (1) + (2) + (3) + (4) + (5) + (6) + (7)						
NF-A ...	(1) **Bending**	(2) **CCT**	(3) **Power**	(4) **Cable exit**	(5) **IP**	(6) **Aliment.**	(7) **Length (mm)**
	S Side	**27** 2700K	**A7** 9W	**R** rear	**B** IP65	**2** 24Vdc	**L1** 5000
		30 3000K		**S** side			
		40 4000K		**B** bottom			

*Product real lumen

REEL STANDARD:
TOTAL LENGTH 5m
CABLE LENGTH 0.5m
N°10 BRACKETS

Accessories

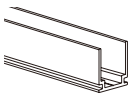

14852-01 Aluminium profile L= 2000 mm (white finish)

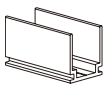

14851-01 Anodized aluminium bracket L=35 mm (white finish)



14945 5 pcs PC end cap – rear cable exit



14946 5 pcs PC end cap – bottom cable exit



14948 5 pcs CH end cap

NEONFLEX 0612 IP67



Lighting data

CCT	W/m	lm/m	cutting	max run (m)
4000K	5	120	Free cut	10
4000K	9	216	Free cut	5
RGB	9	90	50mm	5
TW 2700-6500K	9	198*	50mm	5
Dim to warm 1800K-3000K	14	282*	71.43mm	5

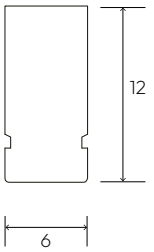



R>30mm

Code ***Complete the code** + (1) + (2) + (3) + (4) + (5) + (6) + (7)

NF-B ... (1) Bending	(2) CCT	(3) Power	(4) Cable exit	(5) IP	(6) Aliment.	(7) Length (mm)
S Side	**27** 2700K **30** 3000K **40** 4000K	**A2** 5W **A7** 9W	**R** rear **S** side **B** bottom	**C** IP67	**2** 24Vdc	**L1** 5000
S Side	**RG** RGB **TW** Tunable white	**A7** 9W	**R** rear **S** side **B** bottom	**C** IP67	**2** 24Vdc	**L1** 5000
S Side	**DW** Dim to warm	**B7** 14W	**R** rear **S** side **B** bottom	**C** IP67	**2** 24Vdc	**L1** 5000

CE

*Product real lumen based on CCT at 3000K Dim to Warm, CCT at 6500K TW

REEL STANDARD:
TOTAL LENGTH 5m
CABLE LENGTH 0.5m
N°10 BRACKETS

Accessories

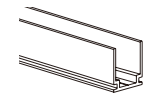

14700-01 Aluminium profile
L= 2000 mm (white finish)



14707 Steel flexible profile L=2000mm



14839-01 Anodized aluminium bracket L=35 mm (white finish)



14840 Steel bracket



14943 5 pcs PC end cap – rear cable exit
14958 5 pcs PC RGB end cap – rear cable exit



14944 5 pcs PC end cap – side cable exit
14961 5 pcs PC RGB end cap – side cable exit



14957 5 pcs PC end cap – bottom cable exit
14963 5 pcs PC RGB end cap – bottom cable exit



14738 5 pcs CH end cap

NEONFLEX 1010 SIDE/TOP IP67



Lighting data

Bending	CCT	W/m	lm/m*	cutting	max run (m)
Side	RGB	12	400	35,7	10
Side	4000K	5	310	Free cut	10
Side	4000K	10	620	Free cut	5
Top	4000K	5	345	Free cut	10
Top	4000K	10	690	Free cut	5

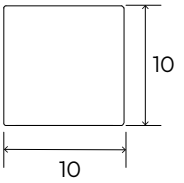

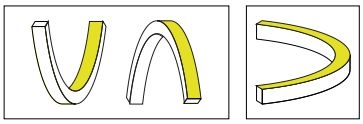

R>60 mm R>60 mm

Code ***Complete the code** + (1) + (2) + (3) + (4) + (5) + (6) + (7)

NF-C ...	(1) Bending	(2) CCT	(3) Power	(4) Cable exit	(5) IP	(6) Aliment.	(7) Length (mm)
	S Side **T** Top	**27** 2700K **30** 3000K **40** 4000K	**A2** 5W **B0** 10W	**R** rear **S** side **B** bottom	**C** IP67	**2** 24Vdc	**L1** 5000
	S Side	**RE** Red **GR** Green **BL** Blue	**B0** 10W	**R** rear **S** side **B** bottom	**C** IP67	**2** 24Vdc	**L1** 5000
	T Top	**RE** Red **GR** Green **BL** Blue	**A2** 5W	**R** rear **S** side **B** bottom	**C** IP67	**2** 24Vdc	**L1** 5000
	T Top	**RG** RGB	**B4** 12W	**R** rear **S** side **B** bottom	**C** IP67	**2** 24Vdc	**L1** 5000

CE

*Product real lumen

REEL STANDARD:
TOTAL LENGTH 5m
CABLE LENGTH 0.5m
N°10 BRACKETS

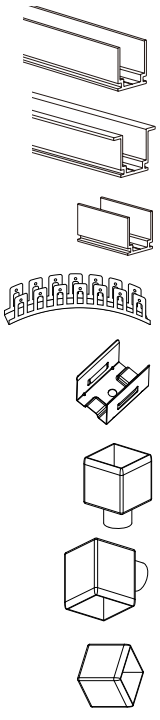

Accessories 1010 TOP/SIDE

14820-01 Aluminium profile L= 2000 mm (white finish)

14706-01 Recessed aluminium profile L=2000mm (white finish)

14821-01 Anodized aluminium bracket 35 mm (white finish)

14822 Steel flexible profile L=2000mm

14956 Steel bracket

14940 5 pcs PC end cap – rear cable exit

14724 5 pcs PC end cap – bottom / side cable exit

14941 5 pcs CH end cap

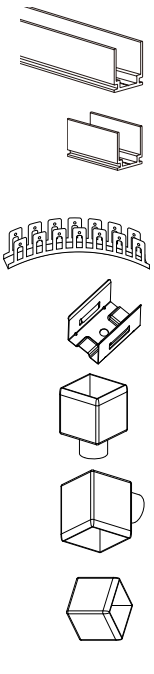

Accessories 1010 TOP RGB

14820-01 Aluminium profile L= 2000 mm (white finish)

14821-01 Anodized aluminium bracket 35 mm (white finish)

14822 Steel flexible profile L=2000mm

14956 Steel bracket

14818 5 pcs PC end cap – rear cable exit

14819 5 pcs PC end cap – bottom / side cable exit

14941 5 pcs CH end cap

NEONFLEX 1616 3D DUAL IP67



Lighting data

CCT	W/m	lm/m	cutting	max run (m)
4000K	5	295	50mm	20
4000K	10	590	50mm	15
4000K	15	885	50mm	10
RGB	15	375	50mm	5
RGB+2700K	15	275	62.5mm	5
RGB+3000K	15	285	62.5mm	5
RGB+4000K	15	295	62.5mm	5
TW 2700-6500K	9	260*	50mm	5
Dim to warm 1800K-3000K	14	840*	71,43	5

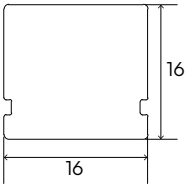

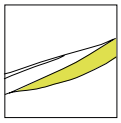

R>150mm

Code ***Complete the code** + (1) + (2) + (3) + (4) + (5) + (6) + (7)

NF-F ...	(1) **Bending**	(2) **CCT**	(3) **Power**	(4) **Cable exit**	(5) **IP**	(6) **Aliment.**	(7) **Length (mm)**
	3 dual 3D	**27** 2700K **30** 3000K **40** 4000K	**A2** 5W **B0** 10W **C1** 15W	**R** rear **S** side **B** bottom	**C** IP67	**2** 24Vdc	**L1** 5000
	3 dual 3D	**RE** Red **GR** Green **BL** Blue	**B0** 10W	**R** rear **S** side **B** bottom	**C** IP67	**2** 24Vdc	**L1** 5000
	3 dual 3D	**RG** RGB **R2** RGBW 27K **R3** RGBW 30K **R4** RGBW 40K	**C1** 15W	**R** rear **S** side **B** bottom	**C** IP67	**2** 24Vdc	**L1** 5000
	3 dual 3D	**TW** Tunable white	**A7** 9W	**R** rear **S** side **B** bottom	**C** IP67	**2** 24Vdc	**L1** 5000
	3 dual 3D	**DW** Dim to warm	**B7** 14W	**R** rear **S** side **B** bottom	**C** IP67	**2** 24Vdc	**L1** 5000

*Product real lumen based on CCT at 3000K Dim to Warm, CCT at 6500K TW

REEL STANDARD:
TOTAL LENGTH 5m
CABLE LENGTH 0.5m
N°10 BRACKETS

ivela elcom

NEONFLEX 1616 SIDE IP67



Lighting data

CCT	W/m	lm/m	cutting	max run (m)
4000K	5	320	50mm	20
4000K	10	640	50mm	15
4000K	15	960	50mm	10
RGB	15	290	50mm	5
Dim to warm 1800K-3000K	14	938*	71,43	5

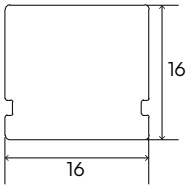



R>100mm

Code ***Complete the code** + (1) + (2) + (3) + (4) + (5) + (6) + (7)

NF-F ...	(1) Bending	(2) CCT	(3) Power	(4) Cable exit	(5) IP	(6) Aliment.	(7) Length (mm)
	S side	**27** 2700K **30** 3000K **40** 4000K	**A2** 5W **B0** 10W **C1** 15W	**R** rear **S** side **B** bottom	**C** IP67	**2** 24Vdc	**L1** 5000
	S side	**RG** RGB	**C1** 15W	**R** rear **S** side **B** bottom	**C** IP67	**2** 24Vdc	**L1** 5000
	S side	**DW** Dim to warm	**B7** 14W	**R** rear **S** side **B** bottom	**C** IP67	**2** 24Vdc	**L1** 5000

CE

*Product real lumen based on CCT at 3000K Dim to Warm

REEL STANDARD:
TOTAL LENGTH 5m
CABLE LENGTH 0.5m
N°10 BRACKETS

Accessories 1616 3D DUAL and 1616 SIDE

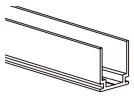

14703-01 Aluminium mounting profile side / 3D – (white finish)



14709 Steel flexible profile – side / top / 3D



14875 Steel bracket - side / top / 3D (steel finish)

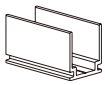

14866-01 Anodized aluminium bracket 35 mm (white finish)



14725 5 pcs PC end cap – side / top / 3D rear cable exit



14954 5 pcs PC end cap – side / top / 3D side-bottom cable exit



14955 5 pcs CH end cap – side / top / 3D cable exit

NEONFLEX 1616 DUAL ANGULAR IP67



Lighting data

CCT	W/m	lm/m	cutting	max run (m)
4000K	10	906	50mm	15
4000K	15	1359	50mm	10
RGB+3000K	15	196[1]	50mm	5
RGB+4000K	15	204[1]	50mm	5
RGB	15	150	50mm	5

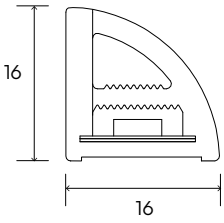

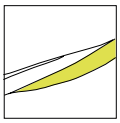

R>100 mm

Code ***Complete the code** + (1) + (2) + (3) + (4) + (5) + (6) + (7)

NF-F ...	(1) **Bending**	(2) **CCT**	(3) **Power**	(4) **Cable exit**	(5) **IP**	(6) **Aliment.**	(7) **Length (mm)**
	A dual angular	**27** 2700K **30** 3000K **40** 4000K	**B0** 10W **C1** 15W	**R** rear **S** side **B** bottom	**C** IP67	**2** 24Vdc	**L1** 5000
	A dual angular	**RG** RGB **R3** RGB 30K **R4** RGB 40K	**C1** 15W	**R** rear **S** side **B** bottom	**C** IP67	**2** 24Vdc	**L1** 5000

CE

[1]Product real lumen based on CCT 3000K

REEL STANDARD:
TOTAL LENGTH 5m
CABLE LENGTH 0.5m
N°10 BRACKETS

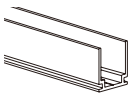

Accessories

14812-01 Aluminium profile
L= 2000 mm (steel finish)

14965-01 Anodized aluminium bracket 35 mm

NEONFLEX 1616 IP68



Lighting data

CCT	W/m	lm/m	cutting	max run (m)
4000K	14	660	Free cut	5

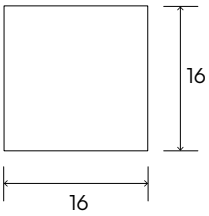

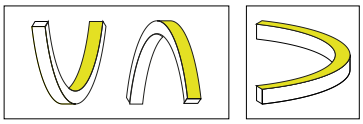

R>100 mm R>100mm

Code	*Complete the code + (1) + (2) + (3) + (4) + (5) + (6) + (7)						
NF-F ...	(1) **Bending**	(2) **CCT**	(3) **Power**	(4) **Cable exit**	(5) **IP**	(6) **Aliment.**	(7) **Length (mm)**
	T Top	**27** 2700K	**B7** 14W	**R** rear	**D** IP68	**2** 24Vdc	**L1** 5000
	S Side	**30** 3000K		**S** side			
CE		**40** 4000K		**B** bottom			

REEL STANDARD:
TOTAL LENGTH 5m
CABLE LENGTH 4m
N°10 BRACKETS

Accessories

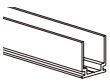

14788 Transparent polycarbonate profile L=1000 mm



14709 Steel flexible profile L=2000mm

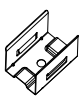

14875 Steel bracket

NEONFLEX 2010 IP67



Lighting data

CCT	W/m	lm/m	cutting	max run (m)
4000K	10	350	50mm	15
4000K	15	525	50mm	10
RGB	15	190	62.5mm	5
RGB+2700K	15	103	62.5mm	5
RGB+3000K	15	113	62.5mm	5
RGB+4000K	15	117	62.5mm	5
*SPI RGB+3000K	15	52	71.43mm	5
*SPI RGB+4000K	15	56	71.43mm	5
TW 2700-6500K	9	130	62.5mm	7
Dim to warm 1800K-3000K	14	441	71.43mm	5

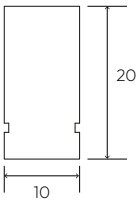



R>60mm

*Pixel (Digital/SPI)

Code ***Complete the code** + (1) + (2) + (3) + (4) + (5) + (6) + (7)

NF-G ...	(1) **Bending**	(2) **CCT**	(3) **Power**	(4) **Cable exit**	(5) **IP**	(6) **Vdc**	(7) **Length (mm)**
	S Side	**27** 2700K **30** 3000K **40** 4000K	**B0** 10W **C1** 15W	**R** rear **S** side **B** bottom	**C** IP67	**2** 24Vdc	**L1** 5000
	S Side	**RE** Red **GR** Green **BL** Blue	**B0** 10W	**R** rear **S** side **B** bottom	**C** IP67	**2** 24Vdc	**L1** 5000
	S Side	**RG** RGB **R2** RGBW 27K **R3** RGBW 30K **R4** RGBW 40K **S3** SPI RGBW 30K **S4** SPI RGBW 40K	**C1** 15W	**R** rear **S** side **B** bottom	**C** IP67	**2** 24Vdc	**L1** 5000
	S Side	**TW** Tunable white	**A7** 9W	**R** rear **S** side **B** bottom	**C** IP67	**2** 24Vdc	**L1** 5000
	S Side	**DW** Dim to warm	**B7** 14W	**R** rear **S** side **B** bottom	**C** IP67	**2** 24Vdc	**L1** 5000

[1] Product real lumen based on CCT white

REEL STANDARD:
TOTAL LENGTH 5m
CABLE LENGTH 0.5m
N°10 BRACKETS

Accessories

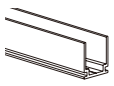

14704-01 Aluminium mounting profile (white finish)



14868-01 Anodized aluminium bracket 35 mm (white finish)



14711 Steel flexible profile



14720 Steel bracket



14867 5 pcs PC end cap – rear cable exit



14732 5 pcs PC end cap – side cable exit



14733 5 pcs PC end cap – bottom cable exit



14752 5 pcs CH end cap

ivela elcom

NEONFLEX 2020 IP67



Lighting data

CCT	W/m	lm/m	cutting	max run (m)
4000K	10	630	50mm	15
4000K	15	945	50mm	10
*SPI RGB+3000K	15	81*	62.5mm	5
*SPI RGB+4000K	15	89*	62.5mm	5

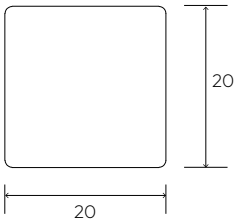

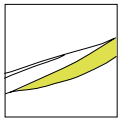

R>200mm

Pixel (Digital/SPI)

Code	*Complete the code + (1) + (2) + (3) + (4) + (5) + (6) + (7)						
NF-H ...	(1) **Bending**	(2) **CCT**	(3) **Power**	(4) **Cable exit**	(5) **IP**	(6) **Aliment.**	(7) **Length (mm)**
	D Dual	**30** 3000K **40** 4000K	**B0** 10W **C1** 15W	**R** rear **S** side **B** bottom	**C** IP67	**2** 24Vdc	**L1** 5000
	D Dual	**S3** SPI RGBW 30K **S4** SPI RGBW 40K	**C1** 15W	**R** rear **S** side **B** bottom	**C** IP67	**2** 24Vdc	**L1** 5000

*Product real lumen based on white CCT

REEL STANDARD:
TOTAL LENGTH 5m
CABLE LENGTH 0.5m
N°10 BRACKETS

Accessories

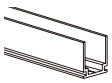

14705-01 Aluminium mounting profile (white finish)



14712 Steel flexible profile



14873-01 Anodized aluminium bracket 35 mm (white finish)



14817 Steel bracket



14734 5 pcs PC end cap – rear cable exit



14871 5 pcs PC end cap – side and bottom cable exit



14753 5 pcs CH end cap




OR OU
OR OU
OR OU
OR OU
OR OU


TDOOR
TDOOR
TDOOR
TDOOR
TDOOR

ivela elcom

ZODIAC OUTDOOR PROFILE

I profili di illuminazione per esterni sono progettati per unire estetica e funzionalità, adattandosi con flessibilità a qualsiasi esigenza progettuale. Partendo da un grado di protezione IP65, garantiscono resistenza a polvere, pioggia e umidità, assicurando prestazioni affidabili e durature anche in condizioni ambientali difficili. La loro capacità di integrarsi in modo armonioso con materiali e architetture li rende ideali per valorizzare facciate, camminamenti, spazi verdi e scenari urbani, trasformando la luce in un elemento di design che esalta le caratteristiche del contesto e la bellezza naturale circostante.

Outdoor lighting profiles are designed to combine aesthetics and functionality, adapting with flexibility to any design requirement. Starting from an IP65 protection rating, they ensure resistance to dust, rain and humidity, guaranteeing reliable and long-lasting performance even in challenging environmental conditions. Their ability to integrate harmoniously with materials and architectures makes them ideal for enhancing façades, pathways, green areas and urban settings, turning light into a design element that highlights the features of the context and the surrounding natural beauty.

Les profils d'éclairage pour l'extérieur sont conçus pour allier esthétique et fonctionnalité, en s'adaptant avec flexibilité à toutes les exigences de conception. Avec un indice de protection IP65 dès la base, ils assurent une résistance à la poussière, à la pluie et à l'humidité, garantissant des performances fiables et durables même dans des conditions environnementales difficiles. Leur capacité à s'intégrer harmonieusement aux matériaux et aux architectures les rend idéaux pour valoriser les façades, les cheminements, les espaces verts et les environnements urbains, transformant la lumière en un élément de design qui met en valeur les caractéristiques du contexte et la beauté naturelle environnante.

Los perfiles de iluminación para exteriores están concebidos para fusionar estética y funcionalidad, ofreciendo la máxima versatilidad para adaptarse a cualquier proyecto arquitectónico. Con un grado de protección IP65, garantizan una elevada resistencia al polvo, la lluvia y la humedad, asegurando un rendimiento constante y duradero incluso en las condiciones más exigentes. Gracias a su capacidad de integrarse de forma armoniosa con materiales y estructuras, se convierten en una herramienta ideal para realzar fachadas, recorridos peatonales, jardines y espacios urbanos. La luz se transforma así en un elemento de diseño, capaz de resaltar la identidad del entorno y realzar su belleza natural.



ZODIAC OUTDOOR PROFILE



PROLINE 25
STRIPLED
p.534



PROLINE 25
STRIPLED OPAL
p.536



PROLINE 25
OPTICS
p.537



CAPRICORN /
PROLINE 7234
p.539



HYDRA -> PROLINE 25 STRIPLED

PROLINE 25 STRIPLED



Code*	Lighting data			
	Watt	Im[1] trasparent	Im[1] opal	Im[1] lenticular
0025S- ...	8	821	569	738
	18	1817	1260	1635
	28	2813	1950	2531

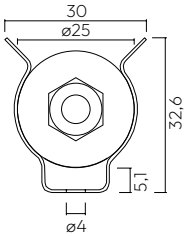

***Complete the code** + (1) + (2) + (3) + (4)

(1) **Tube**	(2) **Diffuser***	(3) **CCT**	(4) **Length (mm)**
T* trasparent	**T** trasparent	**C** 3000K	**L06** 600
	O opal	**N** 4000K	**L12** 1200
	L lenticular	**F** 5800K	**L18** 1800
		H RGB	

CE



Code*	Lighting data			
	Watt	Im[1] trasparent	Im[1] opal	Im[1] lenticular
0025AV- ...	8	821	569	738
	18	1817	1260	1635
	28	2813	1950	2531

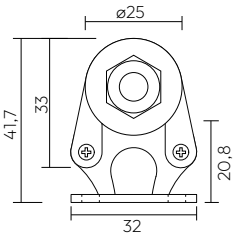

***Complete the code** + (1) + (2) + (3) + (4)

(1) **Tube**	(2) **Diffuser***	(3) **CCT**	(4) **Length (mm)**
T* trasparent	**T** trasparent	**C** 3000K	**L06** 600
	O opal	**N** 4000K	**L12** 1200
	L lenticular	**F** 5800K	**L18** 1800
		H RGB	

CE



Code*	Lighting data			
	Watt	Im[1] trasparent	Im[1] opal	Im[1] lenticular
0025SR- ...	8	821	569	738
	18	1817	1260	1635
	28	2813	1950	2531

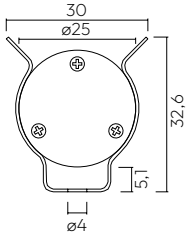

***Complete the code** + (1) + (2) + (3) + (4)

(1) **Tube**	(2) **Diffuser***	(3) **CCT**	(4) **Length (mm)**
T* trasparent	**T** trasparent	**C** 3000K	**L06** 600
	O opal	**N** 4000K	**L12** 1200
	L lenticular	**F** 5800K	**L18** 1800
		H RGB	

CE

[1] Product real lumen based on CCT at 4000K
*Diffuser applicable only with transparent tube
*/ *Diffusore applicabile solo con tubo trasparente / *Diffuseur applicable uniquement avec tube transparent / *Difusor aplicable solo con tubo transparent*

Accessories

	Code	Description
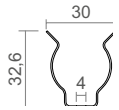	**13045**	Molletta in acciaio - compatibile con proline 0025S e 0025SR Steel clip - Compatible with proline 0025S and 0025SR Clip en acier – Compatible avec Proline 0025S et 0025SR Clip de acero – Compatible con Proline 0025S y 0025SR
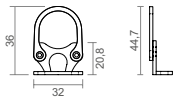	**13000**	Kit staffa antivandalo centrale - Compatibile con proline 0025AV Central anti-vandal bracket kit - Compatible with proline 0025AV Kit de support antivandale central – Compatible avec Proline 0025AV Kit de soporte antivandálico central – Compatible con Proline 0025AV
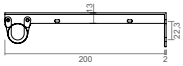	**12000**	Sistema di fissaggio a sbalzo 200mm (aggancio al tappo) - Compatibile con proline 0025AV 200mm cantilever fixing system (cap hooking) - Compatible with proline 0025AV Système de fixation en porte-à-faux 200 mm (accroche sur embout) – Compatible avec Proline 0025AV Sistema de fijación en voladizo 200 mm (enganche a la tapa) – Compatible con Proline 0025AV
	**12001**	Sistema di fissaggio a sbalzo 200mm (aggancio su corpo lampada) - Compatibile con proline 0025AV Central cantilever fixing system 200mm (hook on the lamp body) - Compatible with proline 0025AV Système de fixation en porte-à-faux 200 mm (accroche sur le corps du luminaire) – Compatible avec Proline 0025AV Sistema de fijación en voladizo 200 mm (enganche en el cuerpo de la luminaria) – Compatible con Proline 0025AV
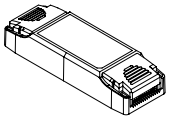	**07478** **07605**	Driver 24Vdc 24W classe II IP67 (for 600mm/1200mm) Driver 24Vdc 35W classe II IP67 (for 1800mm)
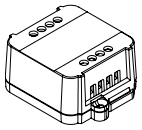	**09000+07478** **09000+07605** **09000+07606**	Controller RGB+RC 12~24V + Driver 24Vdc 24W classe II IP67 (for 600mm) Controller RGB+RC 12~24V + Driver 24Vdc 35W classe II IP67 (for 1200mm) Controller RGB+RC 12~24V + Driver 24Vdc 60W classe II IP67 (for 1800mm)

PROLINE 25 OPALE SENZA COPERTURA

PROLINE 25 STRIPLED OPALE SENZA COPERTURA



Code*	Lighting data	
	Watt	lm[1]
0025S- ...	8	608
	18	1346
	28	2084

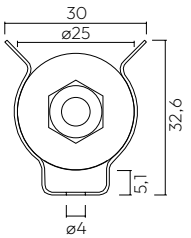

***Complete the code** + (1) + (2) + (3)

(1) Tube	(2) CCT	(3) Length (mm)
O opal	**C** 3000K	**L06** 600
	N 4000K	**L12** 1200
	F 5800K	**L18** 1800
	H RGB	

CE



Code*	Lighting data	
	Watt	lm[1]
0025AV- ...	8	608
	18	1346
	28	2084

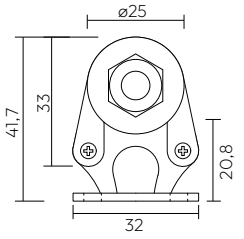

***Complete the code** + (1) + (2) + (3)

(1) Tube	(2) CCT	(3) Length (mm)
O opal	**C** 3000K	**L06** 600
	N 4000K	**L12** 1200
	F 5800K	**L18** 1800
	H RGB	

CE



Code*	Lighting data	
	Watt	lm[1]
0025SR- ...	8	608
	18	1346
	28	2084

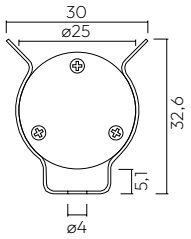

***Complete the code** + (1) + (2) + (3)

(1) Tube	(2) CCT	(3) Length (mm)
O opal	**C** 3000K	**L06** 600
	N 4000K	**L12** 1200
	F 5800K	**L18** 1800
	H RGB	

CE

HYDRA OPTICS -> PROLINE 25 OTTICHE

PROLINE 25 OTTICHE



Code*	Lighting data	
	Watt	lm[1]
0025S- ...	8,4	738
	16,8	1635
	25,2	2351

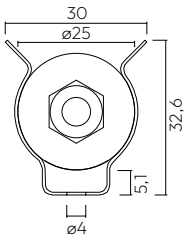

***Complete the code** + (1) + (2) + (3)

(1) Beam (°)	(2) CCT	(3) Length (mm)
0 15	**C** 3000K	**L06** 600
2 25	**N** 4000K	**L12** 1200
4 40	**F** 5800K	**L18** 1800
3 18x48		

CE



Code*	Lighting data	
	Watt	lm[1]
0025AV- ...	8	738
	18	1635
	28	2351

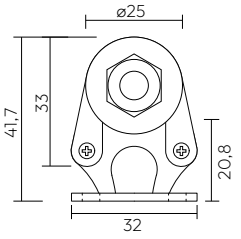

***Complete the code** + (1) + (2) + (3)

(1) Beam (°)	(2) CCT	(3) Length (mm)
0 15	**C** 3000K	**L06** 600
2 25	**N** 4000K	**L12** 1200
4 40	**F** 5800K	**L18** 1800
3 18x48		

CE



Code*	Lighting data	
	Watt	lm[1]
0025SR- ...	8	738
	18	1635
	28	2351

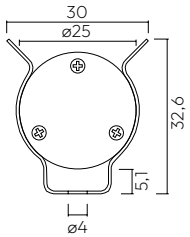

***Complete the code** + (1) + (2) + (3)

(1) Beam (°)	(2) CCT	(3) Length (mm)
0 15	**C** 3000K	**L06** 600
2 25	**N** 4000K	**L12** 1200
4 40	**F** 5800K	**L18** 1800
3 18x48		

CE

Accessories

	Code	Description
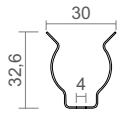	**13045**	Molletta in acciaio - compatibile con proline 0025S e 0025SR Steel clip - Compatible with proline 0025S and 0025SR Clip en acier – Compatible avec Proline 0025S et 0025SR Clip de acero – Compatible con Proline 0025S y 0025SR
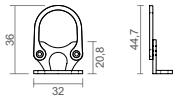	**13000**	Kit staffa antivandalo centrale - Compatibile con proline 0025AV Central anti-vandal bracket kit - Compatible with proline 0025AV Kit de support antivandale central – Compatible avec Proline 0025AV Kit de soporte antivandálico central – Compatible con Proline 0025AV
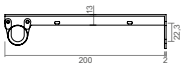	**12000**	Sistema di fissaggio a sbalzo 200mm (aggancio al tappo) - Compatibile con proline 0025AV 200mm cantilever fixing system (cap hooking) - Compatible with proline 0025AV Système de fixation en porte-à-faux 200 mm (accroche sur embout) – Compatible avec Proline 0025AV Sistema de fijación en voladizo 200 mm (enganche a la tapa) – Compatible con Proline 0025AV
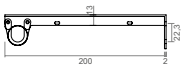	**12001**	Sistema di fissaggio a sbalzo 200mm (aggancio su corpo lampada) - Compatibile con proline 0025AV Central cantilever fixing system 200mm (hook on the lamp body) - Compatible with proline 0025AV Système de fixation en porte-à-faux 200 mm (accroche sur le corps du luminaire) – Compatible avec Proline 0025AV Sistema de fijación en voladizo 200 mm (enganche en el cuerpo de la luminaria) – Compatible con Proline 0025AV
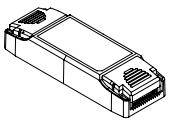	**07478** **07605**	Driver 24Vdc 24W classe II IP67 (for 600mm/1200mm) Driver 24Vdc 35W classe II IP67 (for 1800mm)
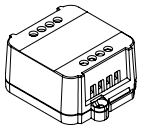	**09000+07478** **09000+07605** **09000+07606**	Controller RGB+RC 12~24V + Driver 24Vdc 24W classe II IP67 (for 600mm) Controller RGB+RC 12~24V + Driver 24Vdc 35W classe II IP67 (for 1200mm) Controller RGB+RC 12~24V + Driver 24Vdc 60W classe II IP67 (for 1800mm)

CAPRICORN → PROLINE 7234



Code*	Lighting data		
	Power (W)	lm[1]	Length mm
7234PMMA-	7,5	955	500
	15	1910	1000
	30	3820	2000

***Complete the code** + (1) + (2)

(1) CCT		(2) Length (mm)	
C	3000K	**L05**	500
N	4000K	**L10**	1000
F	5800K	**L20**	2000
H	RGB		

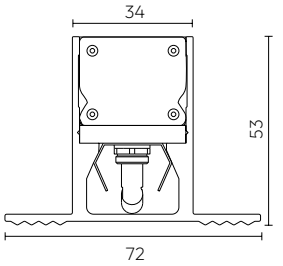

CE

Accessories

	Code	Description
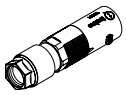	**10064-F**	Mini connettore 2 poli IP68 femmina IP68 female 2 pole mini connector Mini connecteur femelle 2 pôles IP68 Mini conector hembra 2 polos IP68
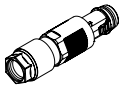	**10064-M**	Mini connettore 2 poli IP68 maschio IP68 female 2 pole mini connector Mini connecteur mâle 2 pôles IP68 Mini conector macho 2 polos IP68
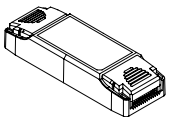	**07478** **07606**	Driver 24Vdc 24W classe II IP67 (for 600mm/1200mm) Driver 24Vdc 60W classe II IP67 (for 2000mm)
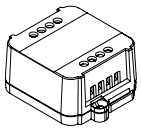	**09000+07478** **09000+07605** **09000+07606**	Controller RGB+RC 12~24V + Driver 24Vdc 24W classe II IP67 (for 600mm) Controller RGB+RC 12~24V + Driver 24Vdc 35W classe II IP67 (for 1200mm) Controller RGB+RC 12~24V + Driver 24Vdc 60W classe II IP67 (for 1800mm)

ivela elcom

NANO PERFETTO IN-GROUND

Il NANOPERFETTO IN-GROUND è un apparecchio idoneo sia per ambienti interni che esterni, equipaggiato con LED di ultima generazione e molle, per installazione a soffitto e parete. Accessori ottici per migliorare il comfort visivo disponibili su richiesta.

NANOPERFETTO IN-GROUND is a luminaire suitable for both indoor and outdoor environments, equipped with latest-generation LEDs and springs for ceiling and wall installation. Optical accessories to enhance visual comfort are available on request.

NANOPERFETTO IN-GROUND est un luminaire adapté aux environnements intérieurs et extérieurs, équipé de LED de dernière génération et de ressorts pour une installation au plafond et au mur. Des accessoires optiques pour améliorer le confort visuel sont disponibles sur demande.

NANOPERFETTO IN-GROUND es un aparato adecuado tanto para interiores como para exteriores, equipado con LEDs de última generación y resortes para instalación en techo y pared. Accesorios ópticos para mejorar el confort visual disponibles bajo pedido.



NANO PERFETTO IN-GROUND



NANOPERFETTO
IN-T
p.544



NANOPERFETTO
IN-Q
p.544



NANOPERFETTO
IN-T1L
p.546



NANOPERFETTO
IN-T2L
p.546



NANOPERFETTO IN-GROUND

IP 68 | CRI 90 | UGR <19 | 5 YEARS WARRANTY

Ø32mm



NANOPERFETTO IN-T



NANOPERFETTO IN-Q



NANOPERFETTO IN-T1L



NANOPERFETTO IN-T2L

Installazione Incasso a battuta soffitto Incasso a battuta calpestabile	Installation Trimmed recessed ceiling mount Trimmed recessed walk-over	Installation Encastrement avec cadre pour plafond Encastrement avec cadre, piétinable	Instalación Empotrado con marco para techo Empotrado con marco, tránsito peatonal
Materiali Corpo: Tecnopolimero Ghiera: Acciaio 316 Ottica: PMMA	Materials Body: technopolymer Bezel: AISI 316 stainless steel Optics: PMMA	Matériels Corps: technopolymère Bague: acier inoxydable AISI 316 Optique: PMMA	Materiales Cuerpo: tecnopolímero Aro: acero inoxidable AISI 316 Óptica: PMMA
Alimentazione 700/500mA	Power supply 700/500mA	Alimentation 700/500mA	Alimentación 700/500mA
Versioni On/Off, DALI, 1-10	Versions On/Off, DALI, 1-10	Versions On/Off, DALI, 1-10	Versiones On/Off, DALI, 1-10

Acciaio
steel

IN-T / IN-Q

14°
30°
45°

Asymm

IN-1L

IN-2L

NANOPERFETTO IN-GROUND T LENS



Code*	Lighting data		
	Watt	mA	lm[1]
1528	3	700	315
	1,5	500	252

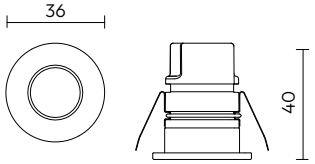

***Complete the code** + (1) + (2) + (3)

(1) CCT	(2) Beam (°)	(3) Finish
C 2700K	**Z** 14	**000**
B 3000K	**X** 30	
A 4000K	**V** 45	
	A Asymm	

[1] Product real lumen based on CCT at 4000K
Driver to be ordered separately
Recess box to be ordered separately

NANOPERFETTO IN-GROUND Q LENS



Code*	Lighting data		
	Watt	mA	lm[1]
G36Q-	3	700	315
	1,5	500	252

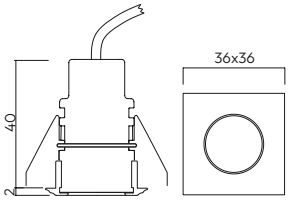

***Complete the code** + (1) + (2) + (3)

(1) CCT	(2) Beam (°)	(3) Finish
Z 2700K	**1** 14	**000**
C 3000K	**3** 30	
N 4000K	**4** 45	
	8 Asymm	

[1] Product real lumen based on CCT at 4000K
Driver to be ordered separately
Recess box to be ordered separately

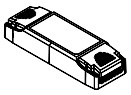

Accessories

03022 Driver 8W 500mA On/Off
Max 4 spotlights

03153 Driver 14W 500mA Slim On/Off
Max 7 spotlights

03152 Driver 20W 500mA DALI
Max 11 spotlights

03150 Driver 32W 500mA 1-10V/Push
Max 14 spotlights

81-02531 Driver CC 12W 700mA
Max 3 spotlights



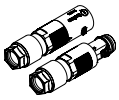

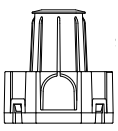

28-4327-30 Frangiluce alveolare
Honeycomb
Grille nid d'abeilles antireflet
Panel de abeja

84109 MICRO CONN.VOL.PRESA IP68X2G1 10A-400V

94-04194-30 Chiusura posteriore controcassa
Back box rear cover
Fermeture arrière du boîtier d'encastrement
Cierre posterior de la caja de empotrar

94-04337-30 Corpo controcassa calpestabile
Walkable recessed box body
Corps de contre-caisse piétonnable
Cuerpo de caja de empotrar para tránsito peatonal

NANOPERFETTO IN-GROUND T1L



Code*	Lighting data		
	Watt	mA	lm[1]
BX50E-	3	700	93
	1.5	500	63

***Complete the code** + (1)

(1) **CCT**

Z 2700K
C 3000K
N 4000K

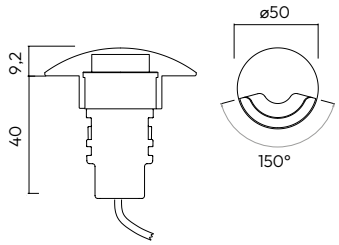

CE

[1] Product real lumen based on CCT at 4000K
Driver to be ordered separately
Recess box to be ordered separately

NANOPERFETTO IN-GROUND T2L



Code*	Lighting data		
	Watt	mA	lm[1]
VN50E-	3	700	93
	1.5	500	63

***Complete the code** + (1)

(1) **CCT**

Z 2700K
C 3000K
N 4000K

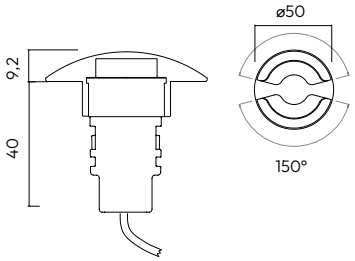

CE

[1] Product real lumen based on CCT at 4000K
Driver to be ordered separately
Recess box to be ordered separately

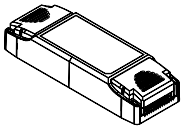

Accessories



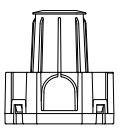

03022 Driver 8W 500mA On/Off
Max 4 spotlights

03153 Driver 14W 500mA Slim On/Off
Max 7 spotlights

03152 Driver 20W 500mA DALI
Max 11 spotlights

03150 Driver 32W 500mA 1-10V/Push
Max 14 spotlights

81-02531 Driver CC 12W 700mA
Max 3 spotlights

84109 MICRO CONN.VOL.PRESA IP68X2G110A-400V

94-04194-30 Chiusura posteriore controcassa
Back box rear cover
Fermeture arrière du boîtier d'encastrement
Cierre posterior de la caja de empotrar

94-04337-30 Corpo controcassa calpestabile
Walkable recessed box body
Corps de contre-caisse piétonnable
Cuerpo de caja de empotrar para tránsito peatonal



PERFETTO IN-GROUND

PERFETTO IN-GROUND è una famiglia di prodotti calpestabili dal design essenziale, caratterizzati da una ridotta profondità di incasso per luce d'accento. Progettati per LED di ultima generazione, illuminano con precisione spazi verdi e zone di passaggio, creando percorsi e valorizzando gli elementi architettonici. Possono essere incassati a pavimento, a parete o a soffitto, per effetti luminosi scenografici. L'elevato grado di protezione IP68 e il trattamento dei materiali rendono questi prodotti ideali per l'esterno.

PERFETTO IN-GROUND is a family of walk-over products with a minimalist design, characterized by a shallow recess depth for accent lighting. Designed for the latest-generation LEDs, they precisely illuminate green areas and walkways, creating paths and enhancing architectural elements. They can be recessed into floors, walls or ceilings, achieving spectacular lighting effects. The high IP68 protection rating and material treatment make these products ideal for outdoor use.

PERFETTO IN-GROUND est une famille de produits encastrables et praticables au design épuré, caractérisée par une faible profondeur d'encastrement pour un éclairage d'accentuation. Conçus pour les LED de dernière génération, ils illuminent avec précision les espaces verts et les zones de passage, créant des parcours et mettant en valeur les éléments architecturaux. Ils peuvent être encastrés au sol, au mur ou au plafond, pour des effets lumineux spectaculaires. Le degré de protection élevé IP68 et le traitement des matériaux rendent ces produits idéaux pour une utilisation en extérieur.

PERFETTO IN-GROUND es una familia de productos transitables con un diseño esencial, caracterizados por una reducida profundidad de empotramiento para iluminación de acento. Diseñados para LEDs de última generación, iluminan con precisión zonas verdes y áreas de paso, creando recorridos y realzando los elementos arquitectónicos. Pueden empotrarse en el suelo, la pared o el techo para lograr efectos luminosos escenográficos. El alto grado de protección IP68 y el tratamiento de los materiales hacen que estos productos sean ideales para uso exterior.



PERFETTO IN-GROUND



PERFETTO IN-GROUND LENS
PERFETTO IN-GROUND REFLECTOR
PERFETTO IN-GROUND ANTIGLARE ASYMMETRIC
p.552



PERFETTO IN-GROUND



Ø50mm

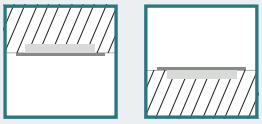



PERFETTO IN-GROUND LENS
PERFETTO IN-GROUND REFLECTOR
PERFETTO IN-GROUND ANTIGLARE ASYMMETRIC

Installazione Incasso a battuta soffitto Incasso a battuta calpestabile	Installation Trimmed recessed ceiling mount Trimmed recessed walk-over	Installation Encastrement avec anneau pour plafond Encastrement avec anneau, piétinable	Instalación Empotrado con aro para techo Empotrado con aro, tránsito peatonal
Materiali Corpo: Acciaio Ottica: PMMA	Materials Body: Steel Optic: PMMA	Matériels Corps : Acier Optique: PMMA	Materiales Cuerpo: Acero Óptica: PMMA
Alimentazione 700/400/350mA	Power supply 700/400/350mA	Alimentation 700/400/350mA	Alimentación 700/400/350mA
Versioni On/Off	Versions On/Off	Versions On/Off	Versiones On/Off

Acciaio
steel

21°
34°
52°

Asymm

PERFETTO IN-GROUND LENS



Code*	Lighting data		
	Watt	mA	lm[1]
1456	4,7	400	541
	4	350	480

***Complete the code** + (1) + (2) + (3)

(1) **CCT**	(2) **Beam (°)**	(3) **Finish**
C 2700K	**Y** 21	**000**
B 3000K		

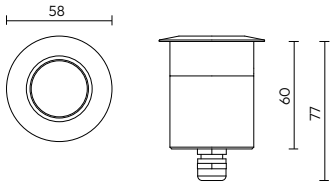

[1] Product real lumen based on CCT at 3000K
Driver to be ordered separately

PERFETTO IN-GROUND REFLECTOR



Code*	Lighting data		
	Watt	mA	lm[1]
1455	6,5	700	550

***Complete the code** + (1) + (2) + (3)

(1) **CCT**	(2) **Beam (°)**	(3) **Finish**
C 2700K	**W** 34	**000**
B 3000K	**V** 52	

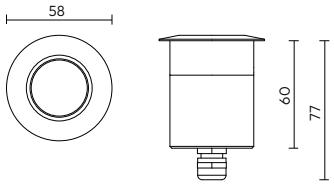

[1] Product real lumen based on CCT at 3000K
Driver to be ordered separately

PERFETTO IN-GROUND ANTIGLARE ASYMMETRIC



Code*	Lighting data		
	Watt	mA	lm[1]
1453	3	700	315

***Complete the code** + (1) + (2)

(1) **CCT**	(2) **Finish**
C 2700K	**100**
B 3000K	

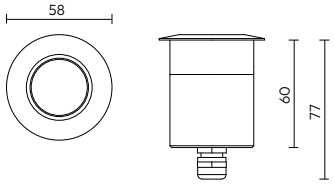

[1] Product real lumen based on CCT at 3000K
Driver to be ordered separately

Accessories

Perfetto-IN ground lens

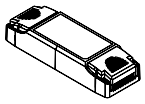

81-04020 Driver 15W 350mA
Max 3 spotlights

81-04056 Driver 1-20W 400mA On/Off
Max 3 spotlights



28-4499-30 Frangiluce alveolare
Honeycomb
Grille nid d'abeilles antireflet
Panel de abeja



28-4499-47 Vetro zigrinato
Patterned glass
Verre texturé
Cristal estriado

Perfetto-IN ground reflector

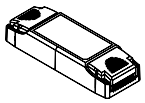

81-04065 Driver 2,1W - 14W 700mA IP67
Max 2 spotlights **(compatible also for Perfetto-in ground antiglare)**



28-4200-30 Frangiluce alveolare
Honeycomb
Grille nid d'abeilles antireflet
Panel de abeja



28-4177-4730 Vetro trasparente semi serigrafato nero, effetto antiabbagliante
Transparent semi black-printed glass with anti-glare effect
Verre transparent semi-sérigraphié noir, avec effet anti-éblouissement
Vidrio transparente semi serigrafiado en negro, con efecto antideslumbrante

28-4177-47 Vetro zigrinato
Glass prismatic spread lens
Lentille prismatique en verre
Lente prismática de cristal

On request (compatible also for Perfetto-in ground antiglare)

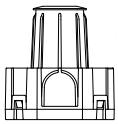

28-4195-30 Controcassa per installazione calpestabile (**da ordinare separatamente**)
Recessed box for walk-over installation (**to be ordered separately**)
Boîtier d'encastrement pour installation piétinable (**à commander séparément**)
Caja de empotrar para instalación transitable (**a pedir por separado**)

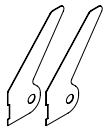

28-4197-48 Molle per montaggio in controsoffitti e pannellature
Springs for installation in false ceilings and panels
Ressorts pour montage dans faux plafonds et panneaux
Muelles para montaje en falsos techos y paneles

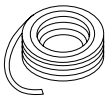

160821 Bobina di cavo di alimentazione H05RN-F, 2x1mm², 10m
HO5RN-F power cable reel, 2x1 mm², 10m
Bobine de câble d'alimentation HO5RN-F, 2x1 mm², 10m
Bobina de cable de alimentación HO5RN-F, 2x1 mm², 10m



84108 Connettore stagno
Rated cable connector
Connecteur étanche
Conector estanco



ACHILLE

La gamma ACHILLE è composta da lampade da incasso a battuta progettate per valorizzare architetture e spazi naturali, creando atmosfere suggestive e di forte impatto visivo. Ideali per l'illuminazione di facciate, monumenti e aree verdi, i prodotti della famiglia Achille sono calpestabili e carrabili, realizzati con materiali altamente resistenti alla corrosione. Il loro elevato grado di protezione IP garantisce prestazioni affidabili nel tempo, rendendole adatte all'impiego in esterni anche in condizioni atmosferiche particolarmente gravose.

The ACHILLE range consists of recessed luminaires with trim, designed to enhance architectural features and natural environments, creating evocative atmospheres with a strong visual impact.. Ideal for illuminating façades, monuments, and landscaped areas, the products in the Achille family are walk-over and drive-over rated, and are manufactured using highly corrosion-resistant materials.
Their high IP protection rating ensures long-term reliability, making them suitable for outdoor applications even in particularly harsh weather conditions.

Luminaires encastrés conçus pour valoriser l'architecture et les espaces naturels, créant des ambiances évocatrices et un fort impact visuel. Parfaits pour éclairer façades, monuments et espaces verts, les luminaires ACHILLE sont piétonniers et carrossables, fabriqués avec des matériaux hautement résistants à la corrosion. Grâce à leur haut indice de protection IP, ils offrent des performances fiables même dans des conditions extérieures extrêmes, alliant élégance du design et durabilité.

Luminarias empotradas diseñadas para realzar la arquitectura y los espacios naturales, creando ambientes sugerentes y un fuerte impacto visual. Perfectas para iluminar fachadas, monumentos y áreas verdes, las luminarias ACHILLE son transitables y soportan paso de vehículos, fabricadas con materiales altamente resistentes a la corrosión. Gracias a su alto grado de protección IP, ofrecen un rendimiento fiable incluso en condiciones exteriores extremas, combinando elegancia en el diseño y durabilidad.



ACHILLE

IP 67 | CRI 90 | AC DIRECT 220-240V | Ø59mm | 5 YEARS WARRANTY





ACHILLE 190 LED

ACHILLE 320 LED

Installazione Incasso a battuta calpestabile	Installation Recessed walk-over	Installation Encastrement piétinable	Instalación Empotrado con marco, tránsito peatonal
Materiali Ghiera: acciaio Controcassa: termoplastica Vetro: temprato	Materials Bezel: steel Back box: thermoplastic Glass: tempered	Matériels Bague: acier Boîtier d'encastrement: thermoplastique Verre: tempéré	Materiales Aro: acero Caja de empotrar: termoplástica Vidrio: templado
Alimentazione 220-240 Vac	Power supply 220-240 Vac	Alimentation 220-240 Vac	Alimentación 220-240 Vac
Versioni On/Off	Versions On/Off	Versions On/Off	Versiones On/Off

acciaio
steel

190LED	320LED
26°	25° 30°

ACHILLE 190 LED



Finished code	Watt	lm	CCT	Beam (°)
149401	12	1530	3000K	26
149501	18	2125	3000K	26

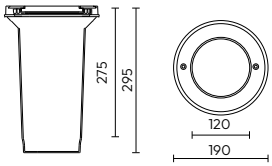

CE IK10

+/-7° adjustable reflector
Recessed housing included

ACHILLE 320 LED



Finished code	Watt	lm	CCT	Beam (°)
147900	18	1944	3000K	30
148000	27	3190	3000K	25
146200	32	3344	3000K	30
146300	36	4121	3000K	25

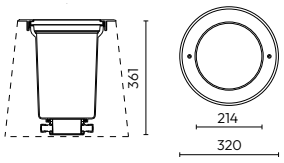

CE IK10

+/-15° adjustable reflector
Recessed housing to be ordered separately

Accessories

Achille 190 LED

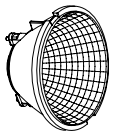

28-9001-51 Ottica professionale S - fascio 15°
Professional optic device S - beam 15°
Optique professionnelle S – faisceau 15°
Óptica profesional S – haz de 15°

28-9003-51 Ottica professionale W - fascio 45°
Professional optic device W - beam 45°
Optique professionnelle W – faisceau 45°
Óptica profesional W – haz de 45°

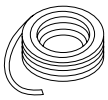

160821 Bobina di cavo di alimentazione H05RN-F, 2x1mm², 10m
HO5RN-F power cable reel, 2x1 mm², 10m
Bobine de câble d'alimentation HO5RN-F, 2x1 mm², 10m
Bobina de cable de alimentación HO5RN-F, 2x1 mm², 10m

Achille 320 LED

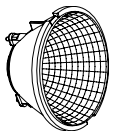

28-3140-51 Ottica professionale S - fascio 17° (18W/32W) fascio 25° (27W/36W)
Professional optic device S - beam 17° (18W/32W) beam 25° (27W/36W)
Optique professionnelle S – faisceau 17° (18W/32W) faisceau 25° (27W/36W)
Óptica profesional S – haz de 17° (18W/32W) haz de 25° (27W/36W)

28-3142-51 Ottica professionale M - fascio 30° (18W/32W) fascio 40° (27W/36W)
Professional optic device M - beam 30° (18W/32W) beam 40° (27W/36W)
Optique professionnelle M – faisceau 30° (18W/32W) faisceau 40° (27W/36W)
Óptica profesional M – haz de 30° (18W/32W) haz de 40° (27W/36W)

28-3138-51 Ottica professionale W - fascio 55° (18W/32W) fascio 60° (27W/36W)
Professional optic device W - beam 55° (18W/32W) beam 60° (27W/36W)
Optique professionnelle W – faisceau 55° (18W/32W) faisceau 60° (27W/36W)
Óptica profesional W – haz de 55°(18W/32W) haz de 60° (27W/36W)

28-3141-31 Ottica professionale XW - fascio 70°
Professional optic device XW - beam 70°
Optique professionnelle XW – faisceau 70°
Óptica profesional XW – haz de 70°



28-3957-30 Cilindro antiabbagliamento
Snoot
Cylindre anti-éblouissement
Cilindro antideslumbrante



28-3959-30 Frangiluce alveolare (da utilizzare con codice 28-3957-30)
Honeycomb (to be used with code 28-3957-30)
Grille en nid d'abeille anti-éblouissement (à utiliser avec le code 28-3957-30)
Rejilla alveolar antideslumbrante (para usar con el código 28-3957-30)

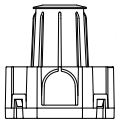

160348 Controcassa
Recessed housing
Boîtier d'encastrement
Caja de empotrar



ivela elcom

MICRO PERFETTO IP66

MICROPERFETTO IP66 è l'ultima novità della gamma di proiettori per esterni, è installabile a terra, su staffa o picchetto. Risulta di semplice installazione e garantisce, grazie allo speciale trattamento antiossidante e alle guarnizioni siliconiche, un alto grado di protezione IP66. Versatile nelle sue applicazioni, è ideale dove sia richiesta una luce d'accento in esterni. Inoltre, grazie ai numerosi accessori ottici, rappresenta la soluzione ideale a tutte le esigenze illuminotecniche. MICROPERFETTO IP66 è stato progettato per LED COB ad alta efficienza con un'elevata qualità cromatica e lunga durata.

MICROPERFETTO IP66 is the latest model in our outdoor projector range and can be installed on the ground, with bracket or spike. It is easy to install and, thanks to the special anti-oxidation treatment and silicone gaskets, ensures a high protection degree of IP66. Versatile in its applications, it is ideal wherever accent lighting is required outdoors. In addition, thanks to the wide range of optical accessories, it represents the ideal solution for all lighting design needs. Microperfetto IP66 has been engineered for high-efficiency COB LEDs, ensuring superior colour quality and long lifespan.

MICROPERFETTO IP66 est la dernière nouveauté de la gamme de projecteurs pour extérieur. Il peut être installé au sol, sur étrier ou sur piquet. D'une installation simple, il garantit, grâce au traitement spécial antioxydation et aux joints en silicone, un haut degré de protection IP66. Polyvalent dans ses applications, il est idéal lorsqu'un éclairage d'accentuation est requis en extérieur. De plus, grâce aux nombreux accessoires optiques, il constitue la solution idéale pour toutes les exigences en matière d'éclairage. Microperfetto IP66 a été conçu pour des LED COB haute efficacité, assurant une excellente qualité chromatique et une longue durée de vie.

MICROPERFETTO IP66 es la última novedad de la gama de proyectores para exteriores y puede instalarse en el suelo, con soporte o con pincho. De fácil instalación, garantiza, gracias al tratamiento especial antioxidante y a las juntas de silicona, un alto grado de protección IP66. Versátil en sus aplicaciones, es ideal allí donde se requiera iluminación de acento en exteriores. Además, gracias a los numerosos accesorios ópticos, representa la solución perfecta para todas las necesidades de diseño lumínico. Microperfetto IP66 ha sido diseñado para LED COB de alta eficiencia, garantizando una elevada calidad cromática y una larga vida útil.



MICRO PERFETTO IP66



MICROPERFETTO IP66
p.566/568



MICROPERFETTO IP66 APPLIQUE
p.570



MICROPERFETTO IP66 CUPCAKE
p.572/574



MICROPERFETTO IP66 STELO
p.576



MICROPERFETTO IP66 [230Vac/48V]





MICROPERFETTO IP66

Installazione Appoggio	Installation Surface-mounted	Installation Surface	Instalación De superficie
Materiali Corpo: Alluminio Staffa: Acciaio	Materials Body: Aluminium Fixing bracket: Steel	Matériels Corps : Aluminium Suport de fixation: Acier	Materiales Cuerpo: Aluminio Soporte de fijación: Acero
Alimentazione 230Vac / 48Vdc	Power supply 230Vac / 48Vdc	Alimentation 230Vac / 48Vdc	Alimentación 230Vac / 48Vdc
Versioni On/Off	Versions On/Off	Versions On/Off	Versiones On/Off



nero
black

ruggine
rust

21°
38°

MICROPERFETTO IP66

230 VAC



Code*	Lighting data	
	Watt	lm[1]
1910 ...	6	643

***Complete the code** + (1) + (2) + (3)

(1) CCT	(2) Beam (°)	(3) Finish
C 2700K	**Y** 21	**0030** black
B 3000K	**W** 38	**0067** rust

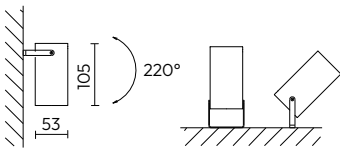

[1] Product real lumen based on CCT at 3000K

MICROPERFETTO IP66

48Vdc



Code*	Lighting data	
	Watt	lm[1]
1912 ...	8,7	808

***Complete the code** + (1) + (2) + (3)

(1) CCT	(2) Beam (°)	(3) Finish
C 2700K	**Y** 21	**0030** black
B 3000K	**W** 38	**0067** rust

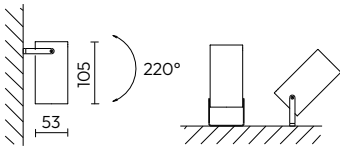

[1] Product real lumen based on CCT at 3000K
Driver to be ordered separately

Accessories

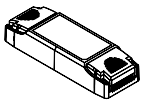

81-04054 Driver 120W 48V PWM IP67
81-04055 Driver 150W 48V On/Off IP67



28-4499-30 Frangiluce alveolare
Honeycomb
Nid d'abeilles
Panel de abeja



28-4445-30 Cilindro asimmetrico
Asymmetric snoot
Cylindre asymétrique
Cilindro asimétrico



28-04573-30 Picchetto termoplastico nero
Black thermoplastic spike
Piquet thermoplastique noir
Pincho termoplástica negra

MICROPERFETTO IP66 [mA]





MICROPERFETTO IP66

Installazione Appoggio	Installation Surface-mounted	Installation Surface	Instalación De superficie
Materiali Corpo: Alluminio Staffa: Acciaio	Materials Body: Aluminium Fixing bracket: Steel	Matériels Corps : Aluminium Suport de fixation: Acier	Materiales Cuerpo: Aluminio Soporte de fijación: Acero
Alimentazione 350/500/700mA	Power supply 350/500/700mA	Alimentation 350/500/700mA	Alimentación 350/500/700mA
Versioni DALI, Phase-cut, 1-10V	Versions DALI, Phase-cut, 1-10V	Versions DALI, Phase-cut, 1-10V	Versiones DALI, Phase-cut, 1-10V



nero
black

ruggine
rust

DALI

21°
38°

DTW

19°
36°

MICROPERFETTO IP66



Code*	Lighting data		
	Watt	**lm**[1]	**mA**
1927 ...	8,7	808	700

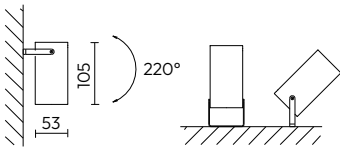

***Complete the code** + (1) + (2) + (3)

(1) **CCT**	(2) **Beam (°)**	(2) **Control**[2]	(4) **Finish**
C 2700K	**Y** 21	**N**	**0030** black
B 3000K	**W** 38		**0067** rust

[1] Product real lumen based on CCT at 3000K
[2]Driver to be ordered separately

Accessories

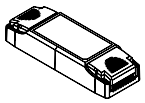

81-04038 Driver 30W 350mA IP68 - DALI

81-02472 Driver 350mA IP68 - Phase cut

81-04039 Driver 30W 500mA IP68 - DALI
Max 4 fittings

81-04034 Driver 30W 700mA IP68 - DALI
Max 3 fittings

81-04007 Driver 350mA - Phase cut /1-10V



28-4499-30 Frangiluce alveolare
Honeycomb
Nid d'abeilles
Panel de abeja



28-4445-30 Cilindro asimmetrico
Asymmetric snoot
Cylindre asymétrique
Cilindro asimétrico



28-04573-30 Picchetto termoplastico nero
Black thermoplastic spike
Piquet thermoplastique noir
Pincho termoplástica negra

MICROPERFETTO IP66 APPLIQUE





MICROPERFETTO IP66 APPLIQUE

Installazione Parete	Installation Wall	Installation Mur	Instalación Pared
Materiali Corpo: Alluminio Ottica: PMMA	Materials Body: Aluminium Optic: PMMA	Matériels Corps : Aluminium Optique: PMMA	Materiales Cuerpo: Aluminio Óptica: PMMA
Alimentazione 230Vac	Power supply 230Vac	Alimentation 230Vac	Alimentación 230Vac
Versioni On/Off	Versions On/Off	Versions On/Off	Versiones On/Off



bianco
white

nero
black

ruggine
rust

14°
38°

MICROPERFETTO IP66 APPLIQUE



Code*	Lighting data	
	Watt	lm[1]
1915 ...	6	642

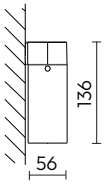

***Complete the code** + (1) + (2) + (3)

(1) CCT	(2) Beam (°)	(3) Finish
B 3000K	**Z** 14	**00W21** white
	W 38	**00W30** black
		00W67 rust

[1] Product real lumen based on CCT at 3000K



MICROPERFETTO IP66 CUPCAKE [230Vac/48V]

IP 66 | CRI 90 | 230Vac | 48V | 5 YEARS WARRANTY



MICROPERFETTO IP66 CUPCAKE

Installazione Soffitto	Installation Ceiling	Installation Plafond	Instalación Techo
Materiali Corpo: Alluminio Ottica: PMMA	Materials Body: Aluminium Optic: PMMA	Matériels Corps : Aluminium Optique: PMMA	Materiales Cuerpo: Aluminio Óptica: PMMA
Alimentazione 230Vac / 48Vdc	Power supply 230Vac / 48Vdc	Alimentation 230Vac / 48Vdc	Alimentación 230Vac / 48Vdc
Versioni On/Off, PWM	Versions On/Off, PWM	Versions On/Off, PWM	Versiones On/Off, PWM

bianco white

nero black

ruggine rust

21°
38°

MICROPERFETTO IP66 CUPCAKE

230 VAC



Code*	Lighting data		
	Watt	lm[1]	mA
1915 ...	6	643	500

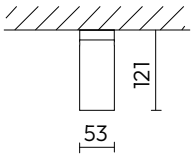

***Complete the code** + (1) + (2) + (3)

(1) CCT	(2) Beam (°)	(3) Finish
C 2700K	**Y** 21	**0021** white
B 3000K	**W** 38	**0030** black
		0067 rust

[1] Product real lumen based on CCT at 3000K

MICROPERFETTO IP66 CUPCAKE

48Vdc



Code*	Lighting data	
	Watt	lm[1]
1917 ...	8,7	808

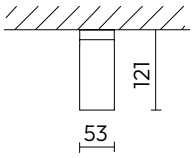

***Complete the code** + (1) + (2) + (3)

(1) CCT	(2) Beam (°)	(3) Finish
C 2700K	**Y** 21	**0021** white
B 3000K	**W** 38	**0030** black
		0067 rust

[1] Product real lumen based on CCT at 3000K
Driver to be ordered separately

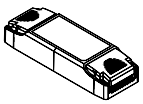



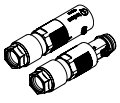

Accessories

48Vdc

81-04054 Output 48V 150W 220-240V
Dimmerabile PWM

81-04055 Output 48V 150W 220-240V
On/Off

28-4499-30 Frangiluce alveolare
Honeycomb
Nid d'abeilles
Panel de abeja

84108 Connettore stagno
Rated cable connector
Connecteur étanche
Conector estanco

MICROPERFETTO IP66 CUPCAKE [mA]







MICROPERFETTO IP66 CUPCAKE

Installazione Soffitto	Installation Ceiling	Installation Plafond	Instalación Techo
Materiali Corpo: Alluminio Ottica: PMMA	Materials Body: Aluminium Optic: PMMA	Matériels Corps : Aluminium Optique: PMMA	Materiales Cuerpo: Aluminio Óptica: PMMA
Alimentazione 350/500/700 mA	Power supply 350/500/700 mA	Alimentation 350/500/700 mA	Alimentación 350/500/700 mA
Versioni On/Off, DALI	Versions On/Off, DALI	Versions On/Off, DALI	Versiones On/Off, DALI



bianco
white

nero
black

ruggine
rust

21°
38°

MICROPERFETTO IP66 CUPCAKE



Code*	Lighting data		
	Watt	**lm**[1]	**mA**
1929 ...	4	470	350
	6	643	500
	8,7	808	700

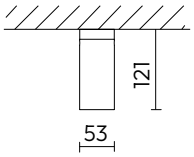

***Complete the code** + (1) + (2) + (3) + (4)

(1) **CCT**	(2) **Beam (°)**	(3) **Control**	(4) **Finish**
C 2700K	**Y** 21	**N**	**0021** white
B 3000K	**W** 38		**0030** black
			0067 rust

[1] Product real lumen based on CCT at 3000K



Accessories

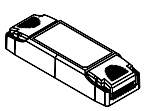

81-04038 Driver 30W 350mA IP68 - DALI
Max 5 fittings

81-04039 Driver 30W 500mA IP68 - DALI
Max 4 fittings

81-04034 Driver 30W 700mA IP68 - DALI
Max 3 fittings



28-4499-30 Frangiluce alveolare
Honeycomb
Nid d'abeilles
Panel de abeja

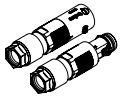

84108 Connettore stagno
Rated cable connector
Connecteur étanche
Conector estanco

MICROPERFETTO IP66 STELO [48V]



MICROPERFETTO IP66 STELO

Installazione Appoggio	Installation Surface-mounted	Installation Surface	Instalación De superficie
Materiali Corpo: Alluminio Ottica: PMMA	Materials Body: Aluminium Optic: PMMA	Matériels Corps : Aluminium Optique: PMMA	Materiales Cuerpo: Aluminio Óptica: PMMA
Alimentazione 48Vdc	Power supply 48Vdc	Alimentation 48Vdc	Alimentación 48Vdc
Versioni On/Off, PWM	Versions On/Off, PWM	Versions On/Off, PWM	Versiones On/Off, PWM

nero
black

ruggine
rust

21°
38°

MICROPERFETTO IP66 STELO

48V$_{dc}$



Code*	Lighting data	
	Watt	lm[1]
1941 ...	8,7	808

***Complete the code** + (1) + (2) + (3)

(1) **CCT**	(2) **Beam (°)**	(3) **Finish**
C 2700K	**Y** 21	**0030** black
B 3000K	**W** 38	**0067** rust

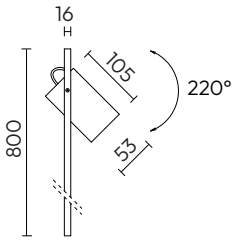

[1] Product real lumen based on CCT at 3000K
Driver to be ordered separately

Accessories

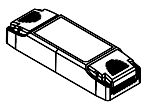

81-04054 Output 48VDC 150W 220-240V
Dimmerabile PWM

81-04055 Output 48VDC 150W 220-240V
On/Off



28-4445-30 Cilindro asimmetrico
Asymmetric snoot
Cylindre asymétrique
Cilindro asimétrico



28-4499-30 Frangiluce alveolare
Honeycomb
Nid d'abeilles
Panel de abeja



28-04573-30 Picchetto termoplastico nero
Black thermoplastic spike
Piquet thermoplastique noir
Pincho termoplástica negra



28-4577-16 Base in acciaio verniciato nero
Base in black powder-coated steel
Base en acier thermolaqué noir
Base de acero con pintura al polvo negra





ivela elcom

CUT

CUT è una famiglia composta da Pole e Wall: un taglio nello spessore della parete dà origine a incassi quadrati. Una geometria leggera ed armoniosa che enfatizza dettagli nell'oscurità. Pole-CUT è invece la versione su palo di Wall-CUT, definito dalla sua rigorosa geometria e da finiture che lo rendono perfetto per applicazioni all'esterno. La luce, confortevole e morbida, valorizza percorsi e camminamenti. La coerenza di design fa sì che Pole-CUT e Wall-CUT possano essere abbinati in soluzioni progettuali prestigiose e ricercate.
Forme discrete nascondono le viti illuminando un disegno pulito ed elegante, inoltre, grazie alla controcassa di dimensioni contenute, Wall CUT può essere installato in muri di spessore ridotto anche interni.

CUT is a family composed of Pole and Wall: a CUT within the wall thickness generates square recessed housings. A light and harmonious geometry that highlights details in darkness. Pole-CUT is the pole-mounted version of Wall-CUT, defined by its rigorous geometry and finishes that make it ideal for outdoor applications. Its comfortable, soft light enhances pathways and walkways.
The design consistency allows Pole-CUT and Wall-CUT to be combined in refined and high-end architectural lighting compositions.
Discrete forms conceal the screws, creating a clean and elegant luminous outline. In addition, thanks to the compact back box, Wall-CUT can also be installed both indoor and outdoor.

CUT est une gamme composée de Pole et Wall : une découpe dans le du mur génère des niches encastrées carrées. Une géométrie légère et harmonieuse qui met en valeur les détails dans l'obscurité. Pole-CUT est la version sur mât de Wall-CUT, caractérisée par une géométrie rigoureuse et par des finitions qui la rendent parfaite pour les applications extérieures. Sa lumière, confortable et douce, valorise les parcours et les cheminements.
La cohérence du design permet d'associer Pole-CUT et Wall-CUT dans des solutions d'éclairage architectural prestigieuses et sophistiquées.
Des formes discrètes dissimulent les vis, offrant un dessin lumineux propre et élégant.
De plus, grâce à sa boîte d'encastrement compacte, Wall-CUT peut être installé dans des murs de faible épaisseur, y compris à l'intérieur.

CUT es una familia compuesta por Pole y Wall: un corte en el espesor del muro crea nichos empotrados cuadrados. Una geometría ligera y armoniosa que realza los detalles en la oscuridad. Pole-CUT es la versión sobre poste de Wall-CUT, definida por su geometría rigurosa y por acabados que la hacen ideal para aplicaciones en exteriores. Su luz, confortable y suave, realza senderos y zonas de paso.
La coherencia del diseño permite combinar Pole-CUT y Wall-CUT en soluciones de iluminación arquitectónica de alto nivel y gran sofisticación.
Formas discretas ocultan los tornillos, ofreciendo un trazo luminoso limpio y elegante. Además, gracias a su caja de empotramiento compacta, Wall-CUT puede instalarse también en muros de poco espesor, incluso interiores.



CUT



WALL-CUT 150
p.584



WALL-CUT 80
p.584



POLE-CUT 300
p.585



POLE-CUT 700
p.585



WALL-CUT 150

IP 66 | CRI 80 | 5 YEARS WARRANTY | 230 VAC



Code*	Lighting data	
	Watt	lm[1]
1508	9	490

***Complete the code** + (1) + (2) + (3)

(1) **CCT**	(2) **Diffuser**	(3) **Colour**
A 4000K	**62** Opal	**16** Black
B 3000K		**21** White
C 2700K		**67** Rust
		85 Metal

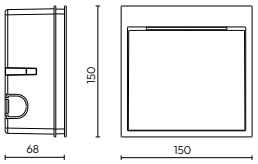

CE 850° IK09

[1] Product real lumen based on CCT at 4000K

WALL-CUT 80

IP 66 | CRI 80 | 5 YEARS WARRANTY | 230 VAC



Code*	Lighting data	
	Watt	lm[1]
1511	4,5	310

***Complete the code** + (1) + (2) + (3)

(1) **CCT**	(2) **Diffuser**	(3) **Colour**
A 4000K	**62** Opal	**16** Black
B 3000K		**21** White
C 2700K		**67** Rust
		85 Metal

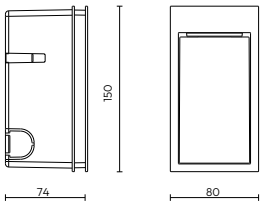

CE 850° IK09

[1] Product real lumen based on CCT at 4000K

POLE-CUT 300

IP 66 | CRI 80 | 5 YEARS WARRANTY | 230 VAC



Code*	Lighting data	
	Watt	lm[1]
1511	4,5	310

***Complete the code** + (1) + (2) + (3) + (4)

(1) Height (mm)	(2) CCT	(3) Diffuser	(4) Colour
30 300	**A** 4000K	**62** Opal	**16** Black
	B 3000K		**21** White
	C 2700K		**67** Rust
			85 Metal

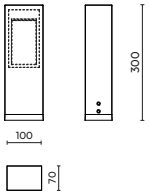

CE 850° IK09

[1] Product real lumen based on CCT at 4000K

POLE-CUT 700

IP 66 | CRI 80 | 5 YEARS WARRANTY | 230 VAC



Code*	Lighting data	
	Watt	lm[1]
1511	4,5	310

***Complete the code** + (1) + (2) + (3) + (4)

(1) Height (mm)	(2) CCT	(3) Diffuser	(4) Colour
70 700	**A** 4000K	**62** Opal	**16** Black
	B 3000K		**21** White
	C 2700K		**67** Rust
			85 Metal

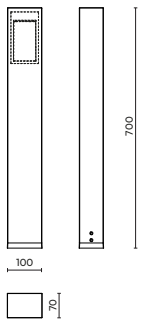

CE 850° IK09

[1] Product real lumen based on CCT at 4000K

PN

Le plafoniere per esterni PN sono state studiate appositamente per ospitare sorgenti LED COB di ultima generazione, in grado di garantire un'elevata qualità della luce, oltre ad un considerevole risparmio energetico. Applicabili a parete o a plafone, sono ideale per risolvere molteplici esigenze di illuminazione in ambienti vari come atri, balconi, portici, aree residenziali e spazi a verde in generale. Il design ha privilegiato forme geometriche essenziali ed uno spessore estremamente ridotto. Lo schermo frontale, elemento estetico oltre che protettivo, è senza viti a vista.

The PN outdoor ceiling/wall lights have been designed to accommodate the latest-generation COB LED sources, capable of ensuring high light quality as well as considerable energy savings. They are ideal for meeting a variety of lighting needs in various environments such as lobbies, balconies, porches, residential areas, and green spaces in general.
The design focuses on essential geometric shapes and an extremely slim profile. The front diffuser, which serves both an aesthetic and protective function, features no visible screws.

Les plafonniers extérieurs PN ont été conçus pour accueillir des sources LED COB de dernière génération, capables de garantir une lumière de haute qualité ainsi qu'une importante économie d'énergie. Installables au mur ou au plafond, ils sont idéaux pour répondre à de multiples besoins d'éclairage dans divers environnements tels que les halls d'entrée, balcons, porches, zones résidentielles et espaces verts en général.
Le design privilégie des formes géométriques essentielles et une épaisseur extrêmement réduite. L'écran frontal, élément à la fois esthétique et protecteur, ne présente aucune vis apparente.

Los plafones para exteriores PN han sido diseñados e para alojar fuentes LED COB de última generación, capaces de garantizar una iluminación de alta calidad y un considerable ahorro de energía. Aptos para instalación en pared o techo, son ideales para satisfacer múltiples necesidades de iluminación en diversos ambientes, como balcones, porches, áreas residenciales y zonas verdes en general.
El diseño destaca por sus formas geométricas esenciales y un grosor extremadamente reducido. La pantalla frontal, elemento estético además de protector, no muestra tornillos a la vista.



PN



PN 180
p.590



PN 230
p.590



PN 210
p.591



PN 280
p.591



PN 180



Code*	Lighting data			
	Watt	Beam	lm	CCT
1445	12	110°	1453	3000K

*Complete the code + (1)

(1) **Colour**

01 Black
03 Metal
04 White

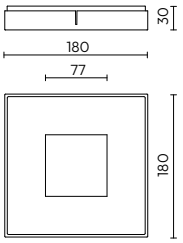

PN 230



Code*	Lighting data			
	Watt	Beam	lm	CCT
1440	18	110°	2040	3000K

*Complete the code + (1)

(1) **Colour**

01 Black
04 White

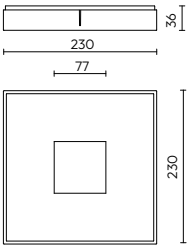

PN 210



Code*	Lighting data			
	Watt	Beam	lm	CCT
1380	12	120°	1538	3000K

*Complete the code + (1)

(1) **Colour**

01 Black
03 Metal
04 White

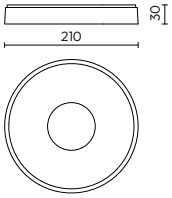

PN 280



Code*	Lighting data			
	Watt	Beam	lm	CCT
1390	18	120°	2040	3000K
1392	30	120°	3230	3000K

*Complete the code + (1)

(1) **Colour**

01 Black
03 Metal
04 White

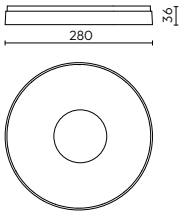

BALTI

La gamma di apparecchi da facciata BALTI comprende diverse dimensioni, offrendo molteplici soluzioni luminose per applicazioni architettoniche. La diffusione della luce è valorizzata dalla leggera increspatura del corpo, che consente a Balti di integrarsi con eleganza anche negli ambienti interni. Il profilo estremamente sottile e aderente alla parete lo rende ideale per zone di passaggio, terrazze e superfici di facciata. Il fascio luminoso è stato progettato con un'apertura specifica che permette di illuminare uniformemente la parete e, in base all'installazione, il soffitto o il pavimento, garantendo comfort visivo grazie alla particolare inclinazione del modulo LED all'interno.

The BALTI façade lighting range includes multiple sizes, offering a wide variety of luminous solutions for architectural applications. The light distribution is enhanced by the subtle ripple on the body, allowing Balti to integrate elegantly into interior environments as well.
Its extremely slim, wall-hugging profile makes it ideal for passage areas, terraces, and façade surfaces. The light beam has been engineered with a specific opening angle that ensures uniform illumination of the wall and, depending on the installation, of the ceiling or the floor, providing visual comfort thanks to the precise inclination of the internal LED module.

La gamme d'appliques de façade BALTI se décline en plusieurs dimensions, offrant de multiples solutions lumineuses pour les applications architecturales. La distribution de la lumière est mise en valeur par la légère ondulation du corps, permettant à Balti de s'intégrer avec élégance également dans les environnements intérieurs.
Son profil extrêmement fin et proche du mur le rend idéal pour les zones de passage, les terrasses et les surfaces de façade.
Le faisceau lumineux a été conçu avec un angle d'ouverture spécifique permettant d'éclairer uniformément la paroi et, selon l'installation, le plafond ou le sol, tout en garantissant un excellent confort visuel grâce à l'inclinaison précise du module LED interne.

La gama de luminarias de fachada BALTI incluye varias dimensiones, ofreciendo múltiples soluciones lumínicas para aplicaciones arquitectónicas. La distribución de la luz se realza mediante la ligera ondulación del cuerpo, lo que permite que Balti se integre elegantemente también en entornos interiores.
Su perfil extremadamente delgado y adherido a la pared lo hace ideal para zonas de paso, terrazas y superficies de fachada.
El haz luminoso ha sido diseñado con un ángulo de apertura específico que permite iluminar uniformemente la pared y, según la instalación, el techo o el suelo, garantizando confort visual gracias a la precisa inclinación del módulo LED interno.



BALTI



BALTI 150
p.597



BALTI 220
p.598



BALTI 260
p.599



BALTI

IP 66 | CRI 90 | AC DIRECT 220-240V | 5 YEARS WARRANTY | DALI

on request



BALTI 150



BALTI 220



BALTI 260

Installazione Soffitto-Parete	Installation Ceiling-Wall	Installation Plafond-Mur	Instalación Techo-Pared
Materiali Corpo: Alluminio Ottica: PMMA	Materials Body: Aluminium Optics: PMMA	Matériels Corps: Aluminium Optique: PMMA	Materiales Cuerpo: Aluminio Óptica: PMMA
Alimentazione 220-240 V	Power supply 220-240 V	Alimentation 220-240 V	Alimentación 220-240 V
Versioni On/Off	Versions On/Off	Versions On/Off	Versiones On/Off

bianco
white

metal
silver

150	220	260
100°	100°	30°/30°
	110°/100°	50°/50°
	44°/100°	65°/65°

BALTI 150 12W



Code*	Lighting data			
	Power (W)	lm[1]	Beam	CCT
1185	12	1348	100°	3000K

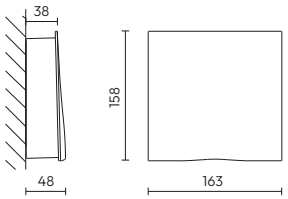

***Complete the code** + (1)

(1) **Colour**

03 silver
04 white

CE IK08

[1]Product real lumen

BALTI 150 26W



Code*	Lighting data			
	Power (W)	lm[1]	Beam	CCT
1183	26	2551	100°	3000K

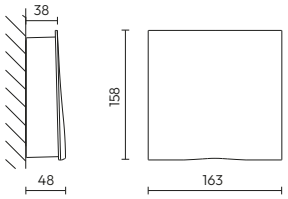

***Complete the code** + (1)

(1) **Colour**

03 silver
04 white

CE IK08

[1]Product real lumen

BALTI 220 37W SINGLE LIGHT



Code*	Lighting data			
	Power (W)	lm[1]	Beam	CCT
1196	37	4005	100°	3000K

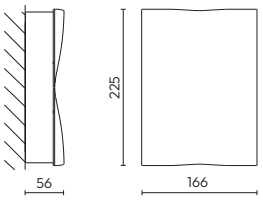

***Complete the code** + (1)

(1) **Colour**

03 silver
04 white

CE IK08

[1]Product real lumen

BALTI 220 2X26W BI-DIRECTIONAL



Code*	Lighting data			
	Power (W)	lm[1]	Beam	CCT
1198	2X26	2X2798	110°/100°	3000K

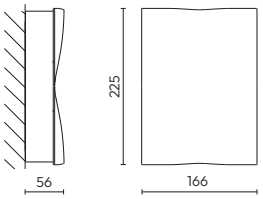

***Complete the code** + (1)

(1) **Colour**

03 silver
04 white

CE IK08

[1]Product real lumen

BALTI 220 18W+12,5W BI-DIRECTIONAL



Code*	Lighting data						
	Power (W)		lm[1]		Beam		CCT
	Down	Up	Down	Up	Down	Up	
1197	18	12,5	2058	988	44°	100°	3000K

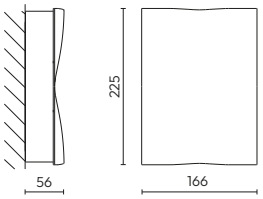

***Complete the code** + (1)

(1) **Colour**

03 silver
04 white

CE IK08

[1]Product real lumen

BALTI 260 BI-DIRECTIONAL



Code*	Lighting data		
	Power (W)	lm[1]	CCT
1081RW	2x18	2x2040	3000K

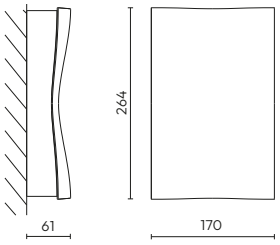

***Complete the code** + (1) + (2)

(1) **Beam (°)**		(2) **Colour**	
X	30/30	**03**	silver
V	50/50	**04**	white
T	65/65		

CE IK08

[1]Product real lumen



CIELO STELLATO

[FIBRA OTTICA]

Il kit cielo stellato utilizza la tecnologia a fibra ottica per riprodurre l'effetto di un vero cielo notturno. Il controllo dei colori può avvenire tramite telecomando a radiofrequenza, touch panel o centralina multifunzione, selezionabili all'interno del kit. Il sistema di illuminazione con illuminatore remoto rappresenta la soluzione ideale per ambienti con accessibilità limitata o con criticità ambientali, dove la sicurezza costituisce una priorità. Grazie all'elevata flessibilità della fibra ottica, è possibile creare disegni ed effetti scenografici unici sul soffitto o su altre superfici, offrendo un'illuminazione estremamente creativa ed esteticamente raffinata. Il kit è disponibile nelle versioni RGB+White con CCT 5000K oppure White con temperatura colore di 3000K.

The starry sky kit uses fibre optic technology to recreate the effect of a real night sky. Colour control can be managed via RF remote control, touch panel, or multifunction controller, all selectable within the kit. The lighting system with remote illuminator is the ideal solution for environments with limited accessibility or environmental constraints where safety is a priority. Thanks to the high flexibility of fibre optics, it is possible to create unique decorative patterns and scenic effects on ceilings or other surfaces, delivering highly creative and aesthetically refined lighting. The kit is available in RGB+White with 5000K CCT or in White with a colour temperature of 3000K

Le kit ciel étoilé utilise la technologie à fibre optique pour reproduire l'effet d'un véritable ciel nocturne. Le contrôle des couleurs peut s'effectuer via télécommande radiofréquence, panneau tactile ou centrale multifonction, tous sélectionnables au sein du kit. Le système d'éclairage avec illuminateur déporté constitue la solution idéale pour les environnements à accessibilité limitée ou présentant des contraintes environnementales où la sécurité est prioritaire. Grâce à la grande flexibilité de la fibre optique, il est possible de créer des motifs décoratifs et des effets scéniques uniques au plafond ou sur d'autres surfaces, offrant un éclairage hautement créatif et esthétiquement raffiné. Le kit est disponible en version RGB+White avec CCT 5000K ou en version White avec une température de couleur de 3000K

El kit de cielo estrellado utiliza tecnología de fibra óptica para reproducir el efecto de un auténtico cielo nocturno. El control de color puede realizarse mediante mando a distancia por radiofrecuencia, panel táctil o centralita multifunción, todos seleccionables dentro del propio kit. El sistema de iluminación con iluminador remoto es la solución ideal para entornos con accesibilidad limitada o con condiciones ambientales críticas donde la seguridad es prioritaria. Gracias a la gran flexibilidad de la fibra óptica, es posible crear diseños y efectos escenográficos únicos en techos u otras superficies, ofreciendo una iluminación altamente creativa y estéticamente refinada. El kit está disponible en versiones RGB+White con CCT de 5000K o White con una temperatura de color de 3000K



CIELO STELLATO - RGBW (5000K) IP40 + TC



Code	*Complete the code + (1) + (2) + (3) + (4) + (5) + (6)					
FO-	(1) **Fiber Ø**	(2) **N° Fiber**	(3) **CCT**	(4) **Power (W)**	(5) **Material**	(6) **IP**
	S2 D-1mm	**05** 50	**RW** RGBW	**E3** 40W	**N** PMMA Nuda	**40** 40
		10 100				
		15 150				
		20 200				

Maximum length 10m

CIELO STELLATO - RGBW (5000K) IP40 + Touch Panel



Code	*Complete the code + (1) + (2) + (3) + (4) + (5) + (6)					
FT-	(1) **Fiber Ø**	(2) **N° Fiber**	(3) **CCT**	(4) **Power (W)**	(5) **Material**	(6) **IP**
	S2 D-1mm	**05** 50	**RW** RGBW	**E3** 40W	**N** PMMA Nuda	**40** 40
		10 100				
		15 150				
		20 200				

Maximum length 10m

CIELO STELLATO - RGBW (5000K) IP40 + Multifunzione



Code	*Complete the code + (1) + (2) + (3) + (4) + (5) + (6)					
FM-	(1) **Fiber Ø**	(2) **N° Fiber**	(3) **CCT**	(4) **Power (W)**	(5) **Material**	(6) **IP**
	S2 D-1mm	**05** 50	**RW** RGBW	**E3** 40W	**N** PMMA Nuda	**40** 40
		10 100				
		15 150				
		20 200				

Maximum length 10m



CIELO STELLATO - (3000K) IP40 On/Off



Code	*Complete the code + (1) + (2) + (3) + (4) + (5) + (6)					
FX-	(1) **Fiber Ø**	(2) **N° Fiber**	(3) **CCT**	(4) **Power (W)**	(5) **Material**	(6) **IP**
	S2 D-1mm	**05** 50	**30** 3000K	**E3** 40W	**N** PMMA Nuda	**40** 40
		10 100				
		15 150				
		20 200				

Maximum length 10m

CIELO STELLATO - (3000K) IP40 + Multifunzione



Code	*Complete the code + (1) + (2) + (3) + (4) + (5) + (6)					
FM-	(1) **Fiber Ø**	(2) **N° Fiber**	(3) **CCT**	(4) **Power (W)**	(5) **Material**	(6) **IP**
	S2 D-1mm	**05** 50	**30** 3000K	**E3** 40W	**N** PMMA Nuda	**40** 40
		10 100				
		15 150				
		20 200				

Maximum length 10m





ivela elcom

DRIVER

**Gli alimentatori garantiscono efficienza, sicurezza e affidabilità per ogni sistema di illuminazione.
Disponibili in versioni a tensione o corrente costante, con opzioni dimmerabili e per uso interno o esterno.
Soluzioni compatte, performanti e versatili per ogni applicazione.**

Power supplies ensure efficiency, safety, and reliability for any lighting system.
Available in constant voltage or current versions, with dimmable options for indoor or outdoor use.
Compact, high-performance, and versatile solutions for every application.

Les alimentations garantissent efficacité, sécurité et fiabilité pour tout système d'éclairage. Disponibles en version à tension ou courant constant, avec options dimmables pour intérieur ou extérieur. Des solutions compactes, performantes et polyvalentes pour chaque application.

Las fuentes de alimentación garantizan eficiencia, seguridad y fiabilidad en cualquier sistema de iluminación.
Disponibles en versiones de tensión o corriente constante, con opciones regulables para interior o exterior.
Soluciones compactas, eficientes y versátiles para cada aplicación.


Ivela
elcom
10 YEARS
WARRANTY

ALIMENTATORI IN TENSIONE

Power supplies

STANDARD



Codice Code	Potenza Power	Vdc V in	Vdc V out	IP	mm LxPxH	ON-OFF	TAGLIO DI FASE Phase-cut	1..10	PUSH	DALI	ZIGBEE
AL00256	15	220-240	24	IP20	39,5X101X19,5	●					
07210	30	220-240	24	IP20	44,6X123X19,2	●					
AL00254	60	220-240	24	IP20	44,5X170X28	●					
AL00255	75	220-240	24	IP20	45X170X29	●					
07260	100	220-240	24	IP20	44,5X170X28	●					
AL00252	120	220-240	24	IP20	45X316X33	●					
07145	150	220-240	24	IP20	62.5X179.4X30.6	●					
AL00253	180	220-240	24	IP20	45X316X33	●					
AL00251	320	220-240	24	IP20	77,5X215X35	●					

SLIM



07474	30	220-240	24	IP20	30X251X16	●					
07604	60	220-240	24	IP20	30X304,6X16,7	●					
07662	75	220-240	24	IP20	30X304,6X16,7	●					
07617	100	220-240	24	IP20	30X321X18	●					
07619	150	220-240	24	IP20	30X322X21,5	●					
07634	150	220-240	24	IP66	30X356X23	●					

FLAT



07663	36	220-240	24	IP20	45,8X158X18,3	●					
07661	60	220-240	24	IP20	57X170X18	●					
07664	120	220-240	24	IP20	65X190X22	●					

PHASE CUT



07648	30	220-240	24	IP20	45,8X158X18,3		●				
07649	50	220-240	24	IP20	58X177X22		●				
07656	100	220-240	24	IP20	58X177X22		●				
07657	150	220-240	24	IP20	67X195X31		●				

DALI2/PUSH



09357	45	220-240	24	IP20	45X187X30.5					●	●
09358	100	220-240	24	IP20	30X336X18.2					●	●
09359	150	220-240	24	IP20	30X336.6X18.2					●	●

STANDARD



Codice Code	Potenza Power	Vdc V in	Vdc V out	IP	mm LxPxH	ON-OFF	TAGLIO DI FASE Phase-cut	1..10	PUSH	DALI	ZIGBEE
AL00305	24	220-240	24	IP67	40X110X29,5	●					
AL00306	35	220-240	24	IP67	40X110X29,5	●					
AL00307	60	220-240	24	IP67	41,5X155,5X30	●					
AL00308	100	220-240	24	IP67	47,6X155,6X32,5	●					
AL00318	150	220-240	24	IP67	63X191X37,5	●					
07321	200	220-240	24	IP67	62.5X220.6X38	●					
AL00309	240	220-240	24	IP67	62,5X220,6X41	●					
AL00310	320	220-240	24	IP67	62,5X261X41,4	●					

1-10



07270	150	220-240	24	IP67	68X228X39			●			
07310	180	220-240	24	IP67	68X228X39			●			
07280	240	220-240	24	IP67	68X244X39			●			
07340	320	220-240	24	IP67	90X252X44			●			

DALI



07515	150	220-240	24	IP67	62.5X193.6X38				●		●
07653	200	220-240	24	IP67	62.5X220.6X38				●		●
07521	240	220-240	24	IP67	71X244X37.5				●		●

48Vdc



07665	60	220-240	48	IP20	40.2X1151.5X31	●					
07666	120	220-240	48	IP20	65X190X22	●					
07603	150	220-240	48	IP65	63X219X35.5	●					
07574	200	220-240	48	IP65	71X244X37.5	●					
07544	480	220-240	48	IP65	125X262X43,8	●					
81-04054	120	220-240	48	IP65	63X191X37.5	●					
81-04055	150	220-240	48	IP65	63X219X35.5						
81-90122	320	220-240	48	IP65	90X252X43.8						

Codice Code	Potenza Power	Tensione Voltage	IP	mA														PROTOCOL						mm LxPxH
				100	180	250	270	300	350	400	500	550	600	650	700	800	900	1050	1400	ON-OFF	1..10	PUSH	DALI	DALI 2	PHASE CUT	
CORRENTE																										
81-04009	10					●														●						147x43x30
03170	8	2-23							●											●						31x52x21
81-02408	8								●											●						68x35x22
03040	12	2-34							●											●						39x98x22
81-04020	15		20						●											●						115x34x19
03241	16	12-48							●											●						40x90x29
03259	25	25-70							●											●						57x98.6x29.5
81-04076	25								●											●						300x19x23
81-04056	20									●										●						111x52x22
81-04077	25									●										●						300x19x13
03120	6	2-12									●									●						47x113x44
81-04031	14										●									●						158x22x19
03130	20	2-40									●									●						44x113x27
81-04019	20										●									●						122x38x28
81-04011	23										●									●						93x43x22.5
81-04078	25										●									●						300x19x13
81-04021	50										●									●						146x43x30
81-04063	20												●							●						111x52x22
81-02531	12														●					●						115x34x19
81-04012	32														●					●						146x43x30
81-04069	33.6															●				●						146x43x22
81-04015	38																●			●						146x43x30
81-04004	60																		●	●						159.4x82x34
81-04018	75																		●	●						235x100x31
81-04046	30			Range min. 250mA; Max 700mA																●						187x30x21
81-04013	45			Range min. 925mA; Max 1050mA																●						146x43x30
81-04042	9					●																	●			120x22x22
81-04003-250	20					●																	●			150x52x28
81-04003	20								●														●			150x52x28
81-04002	20										●												●			150x52x28
81-04026	22		20								●												●			220x30x21
81-04062	20												●										●			111x52x22
81-04067	25.9														●								●			146x43x22
81-04028	30														●								●			220x30x21
81-04070	38.4															●							●			146x44x30
81-04014	45																●						●			146x44x30
81-04016	60																		●				●			220x85x31
03152	0-20					●			●	●	●	●	●		●								●			52x111x22
03151	0-32					●			●	●	●	●	●	●	●								●			67x103x21
81-04079	25								●															●		385x19x13
81-04080	25									●														●		385x19x13
81-04081	25										●													●		385x19x13
09254	0-44			Range min. 300mA; Max 1050mA																		●	●			43.5x97x23
09255	0-60			Range min. 500mA; Max 1400mA																		●	●			43x143x30

Codice Code	Potenza Power	Tensione Voltage	IP	mA														PROTOCOL						mm LxPxH
				100	180	250	270	300	350	400	500	550	600	650	700	800	900	1050	1400	ON-OFF	1..10	PUSH	DALI	DALI 2	PHASE CUT	
CORRENTE																										
81-04072	20							●													●					111x52x22
81-04057	20									●											●					111x52x22
81-04068	35.7														●						●					129.5x42x30
81-04071	36															●					●					129.5x42x30
03230	0-42																				●					81.5x123.5x23
09232	0-60																				●					81.5x123.5x23
81-04066	32														●						●	●				103x67x21
03155	0-20																				●	●				52x111x22
03150	0-32																				●	●				67x103x21
81-04082	25								●												●					299x19x12.9
81-04083	25									●											●					299x19x12.9
81-04084	25		20								●										●					299x19x12.9
81-04023	10					●																			●	101.5x51x29.5
81-04075	13							●																	●	140x38x26
81-04007	10								●																●	101.5x51x29.5
81-04010	15								●																●	101.5x49x29
81-02464	18								●																●	111x52x22
81-04029	10										●														●	102x38x21
81-04008	10										●														●	101.5x51x29.5
81-04027	10														●										●	102x38x21
81-04044	26														●										●	145x40x30
81-04049	10						●															TRIAC					102x38x21
03020	8	2-24							●																	Ø54x20
07440	17	9-48	65						●																	35x118x26
03022	8	2-18									●															Ø54x20
81-04065	14		67												●					●						180x38x24.5
81-04033	17								●											●						121x53x26
81-04032	30								●											●						121x53x26
81-04040	24		68								●									●						121x53x26
81-04038	30								●														●			121x53x26
81-04039	30										●												●			121x53x26
81-04034	30														●								●			121x53x26

CONTROLLER

I controller non sono semplici accessori, ma il cuore pulsante dei sistemi di illuminazione. Dimmer, multidimmer, sensori, antenne, centraline e telecomandi dialogano tra loro per offrire il massimo controllo e flessibilità in ogni progetto. Grazie a soluzioni avanzate e a un design intelligente, trasformano la luce in un'esperienza dinamica, personalizzata e sempre connessa. Affidabili, intuitivi e integrabili con sistemi smart, i controller accompagnano l'illuminazione verso nuovi scenari, dove tecnologia ed estetica si incontrano in perfetta armonia permettendo di creare infiniti giochi e trame di luce.

Controllers are not just accessories, but the beating heart of lighting systems. Dimmers, multidimmers, sensors, antennas, control units, and remote controls interact to provide maximum control and flexibility in every project. Thanks to advanced solutions and smart design, they transform light into a dynamic, personalized, and always connected experience. Reliable, intuitive, and compatible with smart systems, controllers guide lighting towards new scenarios, where technology and aesthetics meet in perfect harmony, allowing the creation of infinite plays and patterns of light.

Les contrôleurs ne sont pas de simples accessoires, mais le cœur battant des systèmes d'éclairage. Gradateurs, multidimmers, capteurs, antennes, centrales et télécommandes interagissent pour offrir un contrôle total et une flexibilité maximale dans chaque projet. Grâce à des solutions avancées et à un design intelligent, ils transforment la lumière en une expérience dynamique, personnalisée et toujours connectée. Fiables, intuitifs et compatibles avec les systèmes intelligents, les contrôleurs orientent l'éclairage vers de nouveaux scénarios, où technologie et esthétique s'unissent en parfaite harmonie, permettant de créer d'infinis jeux et trames de lumière.

Los controladores no son simples accesorios, sino el corazón palpitante de los sistemas de iluminación. Reguladores, multidimmers, sensores, antenas, centrales y mandos a distancia trabajan en conjunto para ofrecer el máximo control y flexibilidad en cada proyecto. Con soluciones avanzadas y un diseño inteligente, transforman la luz en una experiencia dinámica, personalizada y siempre conectada. Fiables, intuitivos y compatibles con sistemas inteligentes, los controladores conducen la iluminación hacia nuevos escenarios donde tecnología y estética se unen en perfecta armonía, permitiendo crear infinitos juegos y tramas de luz.


ivela
elcom



DIMMER 1CH PUSH/0-10V/1-10V/TAGLIO DI FASE/DALI2 MONOCHROMATIC

5

DESCRIZIONE

- Dimmer con ingresso Push isolato, Potenziometro/0-10V/1-10V attivo e passivo, interruttore, sensore, Taglio di fase, DALI2 DT6 e DALI2 DT6 alta compatibilità per convertitori tensione corrente

- Funzionalità master/slave

- Accensione temporizzata programmabile

- Menù per cambio minimo dimmerazione, fade ON-OFF, tipo curva e setup frequenza (flicker free) accessibile tramite pulsante di ingresso

- Led di segnalazione corretta alimentazione

- Morsetti alimentazione e uscita 0,05÷3 mm2 (30÷12 AWG)

- Frequenza PWM: 390Hz-3000Hz

- Protezione da: inversione polarità, cortocircuito, circuito aperto, picchi di tensione

- Potenza erogata 144W a 12V, 288W a 24V, 576W a 48V

DESCRIPTION

- Dimmer with isolated Push input, 0–10 V/1–10 V potentiometer (active and passive), switch, sensor, phase-cut, DALI-2 DT6 and DALI-2 DT6 high compatibility for voltage-to-current converters
- Master/slave functionality

- Programmable timed switch-on

- Menu for adjusting minimum dimming level, fade ON-OFF, curve type, and frequency setup (flicker-free), accessible via input button

- Power supply status LED indicator

- Power supply and output terminals: 0.05–3 mm² (30–12 AWG)

- PWM Frequency 390 Hz 3000 Hz

- Protection against: reverse polarity, short circuit, open circuit, and voltage spikes
• Output Power (W) 144 W at 12 V, 288 W at 24 V, 576 W at 48 V

DESCRIPTION

- Gradateur avec entrée Push isolée, potentiomètre 0–10 V/1–10 V actif et passif, interrupteur, capteur, coupure de phase, DALI-2 DT6 et DALI-2 DT6 haute compatibilité pour convertisseurs tension-courant

- Fonction maître/esclave

- Allumage temporisé programmable

- Menu pour le réglage du niveau minimal de gradation, fade ON-OFF, type de courbe et configuration de la fréquence (sans scintillement), accessible via le bouton d'entrée

- LED d'indication d'alimentation correcte

- Bornes d'alimentation et de sortie : 0,05–3 mm² (30–12 AWG)

- Fréquence PWM : 390 Hz – 3000 Hz

- Protection contre : inversion de polarité, court-circuit, circuit ouvert et surtensions

- Puissance délivrée : 144 W à 12 V, 288 W à 24 V, 576 W à 48 V

DESCRIPCIÓN

- Regulador con entrada Push aislada, potenciómetro 0–10 V/1–10 V activo y pasivo, interruptor, sensor, corte de fase, DALI-2 DT6 y DALI-2 DT6 de alta compatibilidad para convertidores tensión-corriente

- Función maestro/esclavo

- Encendido temporizado programable

- Menú para el ajuste del nivel mínimo de regulación, fade ON-OFF, tipo de curva y configuración de frecuencia (sin parpadeo), accesible mediante el botón de entrada

- LED indicador de alimentación correcta

- Bornes de alimentación y salida: 0,05–3 mm² (30–12 AWG)

- Frecuencia PWM: 390 Hz – 3000 Hz

- Protección contra: inversión de polaridad, cortocircuito, circuito abierto y picos de tensión

- Potencia suministrada: 144 W a 12 V, 288 W a 24 V, 576 W a 48 V

Code	Input Voltage	Output current	Power (W)	Dimension LxWxH (mm)
09772	8 ÷53 Vdc	12 A	576W a 48V 288W a 24V 144W a 12V	48 x 48 x 22,8



DIMMER 1CH DALI2/PUSH/0-10V/1-10V 24Vdc MONOCHROMATIC

5

I dimmer ZETAQLAB permettono la regolazione dell'intensità luminosa di strip LED interponendosi tra esse ed il driver a tensione costante a 24 Vdc (non dimmerabile). La versione DALI-2 permette di integrare il dimmer con sistemi di automazione sia di ZETAQLAB che di terze parti.

ZETAQLAB dimmers allow the regulation of LED strip light intensity by connecting between the strips and the 24 Vdc constant-voltage driver (non-dimmable). The DALI-2 version enables integration of the dimmer with automation systems from both ZETAQLAB and third parties.

Les variateurs ZETAQLAB permettent de régler l'intensité lumineuse des rubans LED en s'intercalant entre ceux-ci et le driver à tension constante de 24 Vdc (non gradable). La version DALI-2 permet d'intégrer le variateur dans des systèmes d'automatisation, qu'ils soient de ZETAQLAB ou de tiers.

Los reguladores ZETAQLAB permiten ajustar la intensidad luminosa de las tiras LED interponiéndose entre ellas y el driver de tensión constante de 24 Vdc (no regulable). La versión DALI-2 permite integrar el regulador en sistemas de automatización tanto de ZETAQLAB como de terceros.

Code	Input Voltage	Output current	Power (W)	Control input	Dimension LxWxH (mm)
09369 (D-DIM24)	24 Vdc	max 11A	264W	PUSH 0-10V 1-10V DALI-2	41 x 47 x 20

FOR EU MARKETS ONLY



DIMMER 1CH PUSH/0-10V/1-10V/POTENTIOMETER MONOCHROMATIC

5

DESCRIZIONE

- Sezione conduttori di ingresso e uscita 12÷30 AWG (0.05÷3mm²)
- Frequenza PWM: 390 Hz (programmabile)
- Intervento termico: 150° C su uC
- Protezione da: inversione della polarità, circuito aperto, sovratemperatura e picchi di tensione

DESCRIPTION

- Input and output conductor cross-section: 12–30 AWG (0.05–3 mm²)
- PWM Frequency 390 Hz (programmable)
- Thermal intervention: 150 °C on microcontroller (uC)
- Protection against: reverse polarity, open circuit, overtemperature, and voltage spikes

DESCRIPTION

- Section des conducteurs d'entrée et de sortie : 12–30 AWG (0,05–3 mm²)
- Fréquence PWM : 390 Hz (programmable)
- Protection thermique : 150 °C sur le microcontrôleur (uC)
- Protection contre : inversion de polarité, circuit ouvert, surchauffe et surtensions

DESCRIPCIÓN

- Sección de conductores de entrada y salida: 12–30 AWG (0,05–3 mm²)
- Frecuencia PWM: 390 Hz (programable)
- Intervención térmica: 150 °C en el microcontrolador (uC)
- Protección contra: inversión de polaridad, circuito abierto, sobretemperatura y picos de tensión

Code	Input Voltage	Output current	Power (W)	Control input	Dimension LxWxH (mm)
09779	8 ÷ 53 Vdc	12 A	144 W a 12V 288 W a 24V 576 W a 48V	PUSH 0-10V 1-10V	48 x 48 x 22,8



DIMMER 1CH
RADIO CONTROL / PUSH
MONOCHROMATIC

5

DESCRIZIONE

Regolatore di luminosità per alimentatori in tensione a 12-24 VDC che offre una soluzione semplice ed efficace per la regolazione dell' intensità luminosa ,tramite telecomando in radio frequenza, di moduli e strip led monocromatiche in bassa tensione.

FUNZIONE

- Telecomando in radio frequenza singola zona (ordinabile a parte).

- Telecomando in radio frequenza fino a 5 zone (ordinabile a parte).

- Pulsanti normalmente aperti (non compresi).

DESCRIPTION

Brightness regulator for 12–24 VDC constant-voltage power supplies, offering a simple and effective solution for adjusting light intensity via radio frequency remote control of low-voltage monochromatic LED modules and strips.

FUNCTION

- Single-zone radio frequency remote
separately).

- Radio frequency remote control for up to 5 zones (order separately).

- Normally open push buttons (not included).

DESCRIPTION

Régulateur de luminosité pour alimentations à tension constante 12–24 VDC, offrant une solution simple et efficace pour la variation de l'intensité lumineuse par télécommande radiofréquence de modules et rubans LED monochromatiques en basse tension.ETAQLAB ou de tiers.

FONCTION

- Télécommande radiofréquence simple zone (à commander séparément).

- Télécommande radiofréquence jusqu'à 5 zones (à commander séparément).

- Boutons poussoirs normalement ouverts (non inclus).

DESCRIPCIÓN

Regulador de luminosidad para fuentes de alimentación en tensión constante de 12–24 VDC, que ofrece una solución simple y eficaz para el ajuste de la intensidad luminosa mediante control remoto por radiofrecuencia de módulos y tiras LED monocromáticas de baja tensión.

FUNCIÓN

- Mando a distancia por radiofrecuencia de una sola zona (se pide por separado).

- Mando a distancia por radiofrecuencia de hasta 5 zonas (se pide por separado).

- Pulsadores normalmente abiertos (no incluidos).

Code	Input Voltage	Output current	Power (W)	Dimension LxWxH (mm)
09280	12 Vdc 24 Vdc	8 A 8 A	96 W 192 W	37 x 100 x 25



OPTIONAL

Code	Power supply	Frequency	Dimension LxWxH (mm)
09282 REMOTE CONTROL 1 ZONE	6V (2xCR2025 BATTERY)	868/869.5/916.5/434 MHz	35 x 141 x 9,5
09283 REMOTE CONTROL 5 ZONE	3V (1xCR2025 BATTERY)	868/869.5/916.5/434 MHz	40 x 136 x 11,5



RGB LED CONTROLLER + REMOTE CONTROL
MAX 432W

5

DESCRIZIONE
Sistema di controllo RGB con telecomando in radio frequenza.Possibilità di controllare strip o moduli LED RGB in tensione costante in configurazione anodo comune. 20 programmi pre impostati richiamabili in modo semplice e pratico dal telecomando.

FUNZIONE:
Telecomando a 2.4Ghz con trasmissione fino a 20-30 metri funzionante tramite 2 batterie AAA (non incluse).

CARATTERISTICHE
Possibilità di aggiungere fino a 5 dispositivi ripetitori di segnale per aumentare il carico comandabile tramite il singolo telecomando.

DESCRIPTION
RGB control system with radio frequency remote control. Suitable for managing constant-voltage RGB LED strips or modules in common anode configuration. Includes 20 pre-set programs easily selectable via the remote control.

FUNCTION
2.4 GHz remote control with transmission range up to 20-30 meters, powered by 2 AAA batteries (not included).

FEATURES
Possibility to add up to 5 signal repeater devices to increase the load controllable via a single remote control.

DESCRIPTION
Système de contrôle RGB avec télécommande radiofréquence. Permet de piloter des rubans ou modules LED RGB en tension constante avec configuration à anode commune. Comprend 20 programmes préréglés, facilement sélectionnables depuis la télécommande

FONCTION
Télécommande 2,4 GHz avec portée de transmission jusqu'à 20-30 mètres, fonctionnant avec 2 piles AAA (non incluses).

CARACTÉRISTIQUES
Possibilité d'ajouter jusqu'à 5 dispositifs répéteurs de signal afin d'augmenter la charge commandable avec une seule télécommande.

DESCRIPCIÓN
Sistema de control RGB con mando a distancia por radiofrecuencia. Permite gestionar tiras o módulos LED RGB en tensión constante con configuración de ánodo común. Incluye 20 programas preestablecidos, fácilmente seleccionables desde el mando a distancia.

FUNCIÓN
Mando a distancia de 2,4 GHz con alcance de transmisión de hasta 20-30 metros, alimentado por 2 pilas AAA (no incluidas).

CARACTERÍSTICAS
Posibilidad de añadir hasta 5 dispositivos repetidores de señal para aumentar la carga controlable mediante un solo mando a distancia.

Code	Input Voltage	Output current	Power (W)	Dimension LxWxH (mm)
09000	12 Vdc 24 Vdc	3 x 6 A (3CH RGB) 3 x 6 A (3CH RGB)	3 x 72W 3 x 144W	45 x 85 x 23 (controller) 52 x 110 x 20 (telecomando/ remote control)

OPTIONAL



Code	Input Voltage	Output current	Output current	Dimension LxWxH (mm)
09001 SIGNAL REPEATER	12 Vdc 24 Vdc	4 x 3 A 4 x 3 A	4 x 36 W 4 x 72 W	85 x 65 x 24



RGB+W LED CONTROLLER + REMOTE CONTROL
MAX 576W

5

DESCRIZIONE
Descrizione: Sistema di controllo RGB+W con telecomando in radio frequenza. Possibilità di controllare strip o moduli LED RGB+W in tensione costante in configurazione anodo comune. 15 Programmi pre impostati richiamabili in modo semplice e pratico dal telecomando.

FUNZIONE
Telecomando a 2.4Ghz con trasmissione fino a 20-30 metri funzionante tramite 2 batterie AAA (non incluse).

CARATTERISTICHE
Possibilità di aggiungere fino a 5 dispositivi ripetitori di segnale per aumentare il carico comandabile tramite il singolo telecomando.

DESCRIPTION
RGB+W control system with radio frequency remote control. Suitable for managing constant-voltage RGB+W LED strips or modules in common anode configuration. Includes 15 pre-set programs, easily selectable via the remote control.

FUNCTION
2.4 GHz remote control with transmission range up to 20-30 meters, powered by 2 AAA batteries (not included).

FEATURES
Possibility to add up to 5 signal repeater devices to increase the load controllable via a single remote control.

DESCRIPTION
Système de contrôle RGB+W avec télécommande radiofréquence. Permet de piloter des rubans ou modules LED RGB+W en tension constante avec configuration à anode commune. Comprend 15 programmes préréglés, facilement sélectionnables depuis la télécommande.

FONCTION
Télécommande 2,4 GHz avec portée de transmission jusqu'à 20-30 mètres, fonctionnant avec 2 piles AAA (non incluses).

CARACTÉRISTIQUES
Possibilité d'ajouter jusqu'à 5 dispositifs répéteurs de signal afin d'augmenter la charge commandable avec une seule télécommande.

DESCRIPCIÓN
Sistema de control RGB+W con mando a distancia por radiofrecuencia. Permite gestionar tiras o módulos LED RGB+W en tensión constante con configuración de ánodo común. Incluye 15 programas preestablecidos, fácilmente seleccionables desde el mando a distancia.

FUNCIÓN
Mando a distancia de 2,4 GHz con alcance de transmisión de hasta 20-30 metros, alimentado por 2 pilas AAA (no incluidas).

CARACTERÍSTICAS
Posibilidad de añadir hasta 5 dispositivos repetidores de señal para aumentar la carga controlable mediante un solo mando a distancia.

Code	Input Voltage	Output current	Power (W)	Dimension LxWxH (mm)
09145	12 Vdc 24 Vdc	4 x 6 A 4 x 6 A	4 x 72W 4 x 144W	45 x 85 x 23 (controller) 52 x 110 x 20 (telecomando/ remote control)

OPTIONAL



Code	Input Voltage	Output current	Power (W)	Dimension LxWxH (mm)
09041 SIGNAL REPEATER	12 Vdc 24 Vdc	4 x 2,5 A 4 x 2,5 A	4 x 30W 4 x 60W	53 x 88 x 26



DIMMER 4CH
DALI2 DT8
MONOCHROMATIC – TUNABLE WHITE - RGB+W
MAX 480W

5

DESCRIZIONE

Sistema di controllo 4 in 1, dispositivo DALI DT8 per controllo RGBW o bianco dinamico sintonizzabili tramite un unico indirizzo DALI. Configurazione tramite interfaccia DALI master. Display digitale numerico per l'impostazione manuale dell'indirizzo DALI.

FUNZIONE

Controllo di quattro uscite PWM tramite dispositivo DALI tipo 8 e controllo del colore come definito nella specifica DALI dispositivo tipo 8.

CARATTERISTICHE

Solo 1 indirizzo necessario per controllare 4 uscite separatamente in modalità N primaria
4 Canali tensione costante o uscita corrente costante.
Compatibile con interruttore a pressione universale AC.

DESCRIPTION

4-in-1 control system, DALI DT8 device for RGBW or tunable white control via a single DALI address. Configuration through DALI master interface. Numeric digital display for manual DALI address setting.

FUNCTION

Control of four PWM outputs via DALI Type 8 device and color control as defined in the DALI Type 8 device specification.

FEATURES

Only 1 address required to control 4 outputs separately in primary N mode. 4 constant voltage channels or constant current output.
Compatible with universal AC push switch.

DESCRIPTION

Système de contrôle 4 en 1, dispositif DALI DT8 pour le contrôle RGBW ou blanc dynamique, adressable via une seule adresse DALI. Configuration via une interface maître DALI. Afficheur numérique pour le réglage manuel de l'adresse DALI.

FONCTION

Contrôle de quatre sorties PWM via un dispositif DALI de type 8 et gestion des couleurs conformément à la spécification du dispositif DALI de type 8.

CARACTÉRISTIQUES

Un seul adressage nécessaire pour contrôler 4 sorties séparément en mode N primaire.
4 canaux à tension constante ou sortie à courant constant.
Compatible avec interrupteur à poussoir universel AC.

DESCRIPCIÓN

Sistema de control 4 en 1, dispositivo DALI DT8 para el control RGBW o blanco dinámico, direccionable mediante una única dirección DALI. Configuración a través de una interfaz maestra DALI. Pantalla digital numérica para el ajuste manual de la dirección DALI.

FUNCIÓN

Control de cuatro salidas PWM mediante un dispositivo DALI tipo 8 y control de color según lo definido en la especificación del dispositivo DALI tipo 8.

CARACTERÍSTICAS

Solo se requiere 1 dirección para controlar 4 salidas por separado en modo N primario.
4 canales de tensión constante o salida de corriente constante.
Compatible con interruptor pulsador universal AC.

Code	Input Voltage	Output current	Power (W)	Dimension LxWxH (mm)
09353	12 Vdc 24 Vdc	4 x 5 A 4 x 5 A	4 x 60W 4 x 120W	53,4 x 170 x 28



1 ZONE CONTROLLER TOUCH CAPACITIVE DMX512 TUNABLE WHITE

5

DESCRIZIONE

Regolatore di luminosità per alimentatori in tensione a 12-24 Vdc touch capacitivo per Strip o moduli LED bianco dinamico in bassa tensione.

Con generatore di segnale DMX512.

FUNZIONE

- 6 livelli di tonalità preimpostati.
- Scelta tonalità tramite ruota colori.
- Dimmerazione luminosità.

CARATTERISTICHE

Adatto per scatole di derivazione standard 503.

DESCRIPTION

Brightness regulator for 12–24 Vdc constant-voltage power supplies, with capacitive touch control, for low-voltage tunable white LED strips or modules.

Equipped with DMX512 signal generator.

FUNCTION

- 6 pre-set tone levels.
- Tone selection via color wheel.
- Brightness dimming.

FEATURES

Suitable for standard 503 junction boxes.

DESCRIPTION

Régulateur de luminosité pour alimentations à tension constante 12–24 Vdc, avec commande tactile capacitive, destiné aux rubans ou modules LED blanc dynamique en basse tension.

Équipé d'un générateur de signal DMX512.

FONCTION

- 6 niveaux de tonalité préréglés.
- Sélection de la tonalité via une roue chromatique.
- Variation de la luminosité.

CARACTÉRISTIQUES

Adapté aux boîtes de dérivation standard 503.

DESCRIPCIÓN

Regulador de luminosidad para fuentes de alimentación en tensión constante de 12–24 Vdc, con control táctil capacitivo, para tiras o módulos LED de blanco dinámico en baja tensión.

Equipado con generador de señal DMX512.

FUNCIÓN

- 6 niveles de tonalidad preestablecidos.
- Selección de tonalidad mediante rueda de color.
- Regulación de luminosidad.

CARACTERÍSTICAS

Apto para cajas de derivación estándar 503.

Code	Input Voltage	Output current	Power (W)	Output signal	Dimension LxWxH (mm)
09309	12 Vdc 24 Vdc	3 x 5 A 3 x 5 A	2 x 60W 2 x 120W	DMX512 DMX512	120 x 80 x 11

OPTIONAL



Code	Input Voltage	Output current	Power (W)	Dimension LxWxH (mm)
09776 Multi ingressi Uscita 4 canali PWM (VOLTAGE)	8 ÷53 Vdc	8 A	4 x 384 W a 48V 4 x 192 W a 24V 4 x 96 W a 12V	90 x 71 x 58



1 ZONE CONTROLLER TOUCH CAPACITIVE DMX512 RGB / RGB + W

5

DESCRIZIONE

Regolatore di luminosità per alimentatori in tensione a 12-24 Vdc touch capacitivo per strip o moduli LED RGB
e RGB+W in bassa tensione con **generatore di segnale DMX512.**

FUNZIONE

20 Programmi pre impostati richiamabili.

CARATTERISTICHE

Adatto per scatole di derivazione standard 503.

DESCRIPTION

Brightness regulator for 12–24 Vdc constant-voltage power supplies, with capacitive touch control, for low-voltage RGB and RGB+W LED strips or modules, equipped with **DMX512 signal generator.**

FUNCTION

20 pre-set programs recallable.

FEATURES

Suitable for standard 503 junction boxes.

DESCRIPTION

Régulateur de luminosité pour alimentations à tension constante 12–24 Vdc, avec commande tactile capacitive, destiné aux rubans ou modules LED RGB et RGB+W en basse tension, équipé d'un **générateur de signal DMX512.**

FONCTION

20 programmes préréglés rappelables.

CARACTÉRISTIQUES

Adapté aux boîtes de dérivation standard 503.

DESCRIPCIÓN

Regulador de luminosidad para fuentes de alimentación en tensión constante de 12–24 Vdc, con control táctil capacitivo, para tiras o módulos LED RGB y RGB+W en baja tensión, equipado con **generador de señal DMX512.**

FUNCIÓN

20 programas preestablecidos recuperables.

CARACTERÍSTICAS

Apto para cajas de derivación estándar 503.

Code	Input Voltage	Output current	Power (W)	Output signal	Dimension LxWxH (mm)
09042	12 Vdc 24 Vdc	4 x 5 A 4 x 5 A	4 x 60W 4 x 120W	DMX512 DMX512	120 x 80 x 11

OPTIONAL



Code	Input Voltage	Output current	Power (W)	Dimension LxWxH (mm)
09776 Multi ingressi Uscita 4 canali PWM (VOLTAGE)	8 ÷53 Vdc	4 x 8 A	4 x 384 W a 48V 4 x 192 W a 24V 4 x 96 W a 12V	90 x 71 x 58



4 ZONE CONTROLLER TOUCH CAPACITIVE DMX512 RGB+W

5

DESCRIZIONE
Touch panel DMX a 4 zone adatto per il comando di centraline DMX per stripLED o moduli LED RGB+W in bassa tensione.

FUNZIONE
Genera il segnale DMX512 per comandare 4 zone separatamente o insieme.
10 Programmi pre impostati richiamabili in modo semplice e pratico.

CARATTERISTICHE
Adatto per scatole di derivazione standard 503.

DESCRIPTION
4-zone DMX touch panel suitable for controlling DMX controllers for low-voltage RGB+W LED strips or modules.

FUNCTION
Generates the DMX512 signal to control 4 zones either separately or together. 10 pre-set programs easily and practically recallable.

FEATURES
Suitable for standard 503 junction boxes.

DESCRIPTION
Panneau tactile DMX à 4 zones adapté au pilotage de centrales DMX pour rubans LED RGB+W ou modules LED en basse tension.

FONCTION
Génère le signal DMX512 pour commander 4 zones séparément ou simultanément. 10 programmes préréglés rappelables de manière simple et pratique.

CARACTÉRISTIQUES
Adapté aux boîtes de dérivation standard 503.

DESCRIPCIÓN
Panel táctil DMX de 4 zonas adecuado para el control de centralitas DMX para tiras LED RGB+W o módulos LED en baja tensión.

FUNCIÓN
Genera la señal DMX512 para controlar 4 zonas de forma separada o conjunta.
10 programas preestablecidos recuperables de manera sencilla y práctica.

CARACTERÍSTICAS
Apto para cajas de derivación estándar 503.

Code	Input Voltage	Output current	Output signal	Dimension LxWxH (mm)
09330	12 Vdc 24 Vdc	- -	DMX512 DMX512	120 x 80 x 29,2

OPTIONAL



Code	Input Voltage	Output current	Power (W)	Dimension LxWxH (mm)
09776 Multi ingressi Uscita 4 canali PWM (VOLTAGE)	8 ÷53 Vdc	4 x 8 A	4 x 384 W a 48V 4 x 192 W a 24V 4 x 96 W a 12V	90 x 71 x 58



MULTIDIMMER CONTROLLER PUSH/0-10V/1-10V/TAGLIO DI FASE/DALI2 DMX512/MODBUS/BLE MONOCHROMATIC / TUNABLE WHITE / RGB / RGB+W

5

DESCRIZIONE

- Dimmer con ingressi PUSH isolati, potenziometro 0-10/1-10 attivo e passivo, interruttore, sensore, taglio di fase, DALI2 DT6, DALI2 DT8, DMX512A-RDM, MODBUS, BLE

- Funzionalità master/slave su DMX512A-RDM

- Led di stato dei canali di uscita e alimentazione

- Frequenza PWM: 390Hz-3000Hz

- Protezione da: inversione di polarità, cortocircuito, circuito aperto e picchi di tensione

DESCRIPTION

– Dimmer with inputs: isolated PUSH, 0–10 V / 1–10 V potentiometer (active and passive), switch, sensor, phase-cut, DALI-2 DT6, DALI-2 DT8, DMX512A-RDM, MODBUS, BLE

– Master/slave functionality on DMX512A-RDM

– Status LEDs for output channels and power supply

– PWM Frequency 390 Hz – 3000 Hz

– Protection against: reverse polarity, short circuit, open circuit, and voltage spikes

DESCRIPTION

– Gradateur avec entrées : PUSH isolés, potentiomètre 0–10 V / 1–10 V (actif et passif), interrupteur, capteur, coupure de phase, DALI-2 DT6, DALI-2 DT8, DMX512A-RDM, MODBUS, BLE

– Fonction maître/esclave sur DMX512A-RDM

– Voyants LED d'état des canaux de sortie et de l'alimentation

– Fréquence PWM : 390 Hz – 3000 Hz

– Protection contre : inversion de polarité, court-circuit, circuit ouvert et surtensions

DESCRIPCIÓN

– Regulador con entradas: PUSH aislados, potenciómetro 0–10 V / 1–10 V (activo y pasivo), interruptor, sensor, corte de fase, DALI-2 DT6, DALI-2 DT8, DMX512A-RDM, MODBUS, BLE

– Función maestro/esclavo en DMX512A-RDM

– LEDs de estado para los canales de salida y la alimentación

– Frecuencia PWM: 390 Hz – 3000 Hz

– Protección contra: inversión de polaridad, cortocircuito, circuito abierto y picos de tensión

Code	Input Voltage	Output current	Power (W)	Dimension LxWxH (mm)
09776	8 ÷53 Vdc	4 x 8 A	4 x 384 W a 48V 4 x 192 W a 24V 4 x 96 W a 12V	90 x 71 x 58



DIMMER 5CH ZIGBEE / RADIO / PUSH RGB+CCT

5

DESCRIZIONE

-Interfaccia compatibile con tutte le apparecchiature a protocollo ZigBee 3.0.

-Funzioni On-Off / dimmer.

-Gestione RGB+CCT separato.

-Compatibile con i prodotti gateway ZigBee 3.0 universali.

-Supporta una rete ZigBee self-forming senza coordinatore.

-Supporta green-power zigbee e può associare max. 20 apparecchiature ZigBee.

DESCRIPTION

- Interface compatible with all ZigBee 3.0 protocol devices.

- On-Off / dimming functions.

- Separate RGB+CCT management.

- Compatible with universal ZigBee 3.0 gateway products.

- Supports a self-forming ZigBee network without coordinator.

- Supports ZigBee Green Power and can associate up to 20 ZigBee devices.

DESCRIPTION

- Interface compatible avec tous les équipements utilisant le protocole ZigBee 3.0.

- Fonctions On-Off / variation d'intensité.

- Gestion séparée RVB+CCT.

- Compatible avec les passerelles universelles ZigBee 3.0.

- Prend en charge un réseau ZigBee auto-formé sans coordinateur.

- Prend en charge le ZigBee Green Power et peut associer jusqu'à 20 équipements ZigBee.

DESCRIPCIÓN

- Interfaz compatible con todos los equipos con protocolo ZigBee 3.0.

- Funciones On-Off / regulación de intensidad.

- Gestión separada de RGB+CCT.

- Compatible con productos gateway ZigBee 3.0 universales.

- Soporta una red ZigBee autoformada sin coordinador.

- Soporta ZigBee Green Power y puede asociar hasta 20 dispositivos ZigBee.

Code	Input Voltage	Output current	Power (W)	Dimension LxWxH (mm)
09004	12 Vdc 24 Vdc	4 x 5 A 4 x 5 A	240W 480W	170 x 59 x 29

RGB+W - REMOTE CONTROL

-Radiocomando ZigBee RGB/RGBW

-Radiofrequenza 2.4GHz.

-Comando per 4 zone separate con un massimo di

30 dispositivi ZigBee.

-Associazione e ricerca dispositivi manuale.

- ZigBee RGB/RGBW remote control

- 2.4GHz radio frequency

- Control for 4 separate zones with up to 30 ZigBee devices

- Manual device pairing and search



Code	Battery	RADIOFrequency	Dimension LxWxH (mm)
09005	3 x AAA	2,4 GHz	120 x 55 x 17



Code	Input Voltage	Output current	Power (W)	Dimension LxWxH (mm)
09002	12 Vdc	ZIGBEE SIGNAL	2.4 GHz	110 x 85 x 24,2 mm



DIMMER 1CH ZIGBEE / RADIO / PUSH MONOCHROMATIC

5

DESCRIZIONE

-Interfaccia compatibile con tutte apparecchiature a protocollo ZigBee 3.0.

-Funzioni On-Off e dimmer.

-Compatibile con tutti i gateway ZigBee 3.0 universali.

-Supporta una rete ZigBee self-forming senza coordinatore.

DESCRIPTION

- Interface compatible with all ZigBee 3.0 protocol devices.

- On-Off and dimming functions.

- Compatible with all universal ZigBee 3.0 gateways.

- Supports a self-forming ZigBee network without coordinator.

DESCRIPTION

- Interface compatible avec tous les équipements utilisant le protocole ZigBee 3.0

- Fonctions On-Off et variation d'intensité

- Compatible avec toutes les passerelles universelles ZigBee 3.0

- Prend en charge un réseau ZigBee auto-formé sans coordinateur

DESCRIPCIÓN

- Interfaz compatible con todos los equipos con protocolo ZigBee 3.0

- Funciones On-Off y regulación de intensidad

- Compatible con todas las pasarelas universales ZigBee 3.0

- Soporta una red ZigBee autoformada sin coordinador

Code	Input Voltage	Output current	Power (W)	Dimension LxWxH (mm)
09003	12 Vdc 24 Vdc	4 x 5 A 4 x 5 A	240W 480W	98 x 38 x 20

SINGLE COLOUR - REMOTE CONTROL

-Radiocomando ZigBee a colore singolo.

-Radiofrequenza 2.4GHz.

-Comando per 4 zone separate con un massimo di

30 dispositivi ZigBee.

-Associazione e ricerca dispositivi manuale

- Single-color ZigBee remote control

- 2.4GHz radio frequency

- Control for 4 separate zones with up to 30 ZigBee devices

- Manual device pairing and search



Code	Battery	RADIOFrequency	Dimension LxWxH (mm)
09006	3 x AAA	2,4 GHz	120 x 55 x 17



Code	Input Voltage	Output current	Power (W)	Dimension LxWxH (mm)
09002	12 Vdc	ZIGBEE SIGNAL	2.4 GHz	110 x 85 x 24,2



DIMMER MATTER/PUSH MONOCHROMATIC/TUNABLE WHITE

5

DESCRIZIONE

- Dimmer con controllo Matter WiFi e ingresso Push (isolato/ non isolato)
- Compatibile con dispositivi di controllo Matter WiFi
- Selezione della modalità a 1 canale / 2 canali / Tunable White
- Led di corretta alimentazione
- Led di stato dell'uscita
- Morsetti alimentazione e uscita 0,05÷3 mm2 (30÷12 AWG)
- Frequenza PWM: 390Hz-3000Hz
- Protezione da: inversione polarità, cortocircuito, circuito aperto, picchi di tensione

DESCRIPTION

- Dimmer with Matter WiFi control and Push input (isolated/ non-isolated)
- Compatible with Matter WiFi control devices
- Selectable mode: 1 channel / 2 channels / Tunable White
- Power supply status LED indicator
- Output status LED indicator
- Power supply and output terminals: 0.05–3 mm² (30–12 AWG)
- PWM Frequency 390 Hz – 3000 Hz
- Protection against: reverse polarity, short circuit, open circuit, and voltage spikes

DESCRIPTION

- Gradateur avec commande Matter WiFi et entrée Push (isolée/non isolée)
- Compatible avec les dispositifs de commande Matter WiFi
- Sélection du mode : 1 canal / 2 canaux / Tunable White
- LED d'indication d'alimentation correcte
- LED d'indication de l'état de la sortie
- Bornes d'alimentation et de sortie : 0,05–3 mm² (30–12 AWG)
- Fréquence PWM : 390 Hz – 3000 Hz
- Protection contre : inversion de polarité, court-circuit, circuit ouvert et surtensions

DESCRIPCIÓN

- Regulador con control Matter WiFi y entrada Push (aislada/ no aislada)
- Compatible con dispositivos de control Matter WiFi
- Selección de modo: 1 canal / 2 canales / Tunable White
- LED indicador de alimentación correcta
- LED indicador del estado de la salida
- Bornes de alimentación y salida: 0,05–3 mm² (30–12 AWG)
- Frecuencia PWM: 390 Hz – 3000 Hz
- Protección contra: inversión de polaridad, cortocircuito, circuito abierto y picos de tensión

Code	Input Voltage	Output current	Power (W)	Dimension LxWxH (mm)
09777	8 ÷53 Vdc	12 A (6 A + 6 A)	576W a 48V 288W a 24V 144W a 12V	48 x 48 x 22,8



DIMMER 4CH MATTER / PUSH MONOCHROMATIC / TUNABLE WHITE / RGB / RGB+W

DESCRIZIONE

- Potenza erogata 144W a 12V, 288W a 24V, 576W a 48V
- Sezione conduttori di ingresso e uscita 12÷30 AWG (0.05÷3mm²)
- Frequenza PWM: 390 Hz (programmabile)
- Intervento termico: 150° C su uC
- Protezione da: inversione della polarità, circuito aperto, sovratemperatura e picchi di tensione

DESCRIPTION

- Output power: 144 W at 12 V, 288 W at 24 V, 576 W at 48 V
- Input and output conductor cross-section: 12–30 AWG (0.05–3 mm²)
- PWM frequency: 390 Hz (programmable)
- Thermal protection threshold: 150 °C on MCU
- Protection against: reverse polarity, open circuit, overtemperature, and voltage spikes

DESCRIPTION

- Puissance délivrée : 144 W à 12 V, 288 W à 24 V, 576 W à 48 V
- Section des conducteurs d'entrée et de sortie : 12–30 AWG (0,05–3 mm²)
- Fréquence PWM : 390 Hz (programmable)
- Seuil de protection thermique : 150 °C sur microcontrôleur
- Protection contre : inversion de polarité, circuit ouvert, surchauffe et pics de tension

DESCRIPCIÓN

- Potencia suministrada: 144 W a 12 V, 288 W a 24 V, 576 W a 48 V
- Sección de los conductores de entrada y salida: 12–30 AWG (0,05–3 mm²)
- Frecuencia PWM: 390 Hz (programable)
- Umbral de protección térmica: 150 °C en el microcontrolador
- Protección contra: inversión de polaridad, circuito abierto, sobretemperatura y picos de tensión

Code	Input Voltage	Output current	Power (W)	Dimension LxWxH (mm)
09778	8 ÷ 53 Vdc	4 X 8 A	4 X 96 W a 12V 4 X 192 W a 24V 4 X 384 W a 48V	90 x 71 x 58



DIMMER 1CH
DALI / PUSH / POT / 1-10V / BLE
MONOCHROMATIC

5

DESCRIZIONE

- Dimmer Monocanale con Uscita in Tensione PWM

- Potenza erogata 144W a 12V, 288W a 24V, 576W a 48V

- Il dispositivo non è dotato di messa a terra.

- Interfaccia di alimentazione diametro dei conduttori 14-30 AWG (0.05-2.08 mm²)

- Interfaccia di controllo diametro dei conduttori 15-30 AWG (0.05-1.65

mm²).

- Uscita in Tensione PWM 8-53V DC con corrente da 0A a 12A (576W a

48V DC).

- Uscite di sincronia: PWM x1

- Frequenza PWM: 390 Hz

- Temperatura stoccaggio min: -40 Max: 60 Gradi C

- Temperatura di funzionamento min: -20 Max: 50 Gradi C

- Classe di protezione: IP20.

- Protezione da: inversione di polarità, circuito aperto, picchi di tensione e sovratemperatura

DESCRIPTION

- Single-channel dimmer with PWM voltage output

- Output power: 144 W at 12 V, 288 W at 24 V, 576 W at 48 V

- The device is not equipped with protective earth (ground)

- Power interface conductor size: 14–30 AWG (0.05–2.08 mm²)

- Control interface conductor size: 15–30 AWG (0.05–1.65 mm²)

- PWM voltage output: 8–53 V DC with current from 0 A to 12 A (576 W at 48 V DC)

- Synchronization outputs: PWM ×1

- PWM frequency: 390 Hz

- Storage temperature: min −40 °C, max 60 °C

-Operating temperature: min −20 °C, max 50 °C

Protection class: IP20

Protection against: reverse polarity, open circuit, voltage spikes, and overtemperature

DESCRIPTION

- Variateur monocanal à sortie de tension PWM

- Puissance délivrée : 144 W à 12 V, 288 W à 24 V, 576 W à 48 V

- L'appareil n'est pas équipé de conducteur de protection (terre)

- Section des conducteurs d'alimentation : 14–30 AWG (0,05–2,08 mm²)

- Section des conducteurs de commande : 15–30 AWG (0,05–1,65 mm²)

- Sortie de tension PWM : 8–53 V CC avec un courant de 0 A à 12 A (576 W à 48 V CC)

- Sorties de synchronisation : PWM ×1

- Fréquence PWM : 390 Hz

Température de stockage : min −40 °C, max 60 °C

- Température de fonctionnement : min −20 °C, max 50 °C

- Classe de protection : IP20

- Protection contre : inversion de polarité, circuit ouvert, surtensions et surchauffe

DESCRIPCIÓN

- Regulador monocanal con salida de tensión PWM

- Potencia suministrada: 144 W a 12 V, 288 W a 24 V, 576 W a 48 V

- El dispositivo no dispone de conductor de protección (tierra)

- Sección de los conductores de alimentación: 14–30 AWG (0,05–2,08 mm²)

- Sección de los conductores de control: 15–30 AWG (0,05–1,65 mm²)

- Salida de tensión PWM: 8–53 V CC con corriente de 0 A a 12 A (576 W a 48 V CC)

- Salidas de sincronización: PWM ×1

- Frecuencia PWM: 390 Hz

- Temperatura de almacenamiento: mín −40 °C, máx 60 °C

- Temperatura de funcionamiento: mín −20 °C, máx 50 °C

- Clase de protección: IP20

- Protección contra: inversión de polaridad, circuito abierto, picos de tensión y sobretemperatura

Code	Input Voltage	Output current	Power (W)	Dimension LxWxH (mm)
09288	8÷53 Vdc	12 A	576 W a 48Vdc 288W a 24Vdc 144W a 12Vdc	40 x 80 x 24,45



CONTROLLER STRIP LED DIGITALI PUSH MONOCHROMATIC / RGB

5

DESCRIZIONE

- Dimmer dedicato al controllo delle strip led pixel to pixel

- Ingressi di controllo: PUSH + SYNC

- Protocolli di trasmissione dati supportati: WS2811, WS2812, GS8208

- Configurazione tramite Bluetooth ed App di controllo Forrest disponibile per iOS e Android

- Possibilità di impostare i parametri di controllo, delle strip led, selezionando da una lista preconfigurata, oppure manualmente, scegliendo il tipo di protocollo e la modalità colore compatibile con la strip led installata

- Impostazione del dimming tramite app Forrest oppure tramite pressione prolungata del pulsante

- Possibilità di collegare più dimmer assieme per creare, effetti di accensione multipli

DESCRIPTION

- Dedicated dimmer for pixel-to-pixel LED strip control

- Control inputs: PUSH + SYNC

- Supported data transmission protocols: WS2811, WS2812, GS8208

- Configuration via Bluetooth using the Forrest control app, available for iOS and Android

- Ability to set LED strip control parameters either by selecting from a preconfigured list or manually, by choosing the protocol type and the color mode compatible with the installed LED strip

- Dimming adjustment via the Forrest app or through long-press operation of the push button

- Possibility to connect multiple dimmers together to create synchronized multi-channel lighting effects

DESCRIPTION

- Variateur dédié au contrôle pixel par pixel des rubans LED

- Entrées de commande : PUSH + SYNC

- Protocoles de transmission de données pris en charge : WS2811, WS2812, GS8208

- Configuration via Bluetooth à l'aide de l'application de contrôle Forrest, disponible pour iOS et Android

- Possibilité de définir les paramètres de commande des rubans LED en sélectionnant une liste préconfigurée ou manuellement, en choisissant le type de protocole et le mode couleur compatible avec le ruban LED installé

- Réglage du dimming via l'application Forrest ou par pression prolongée du bouton

- Possibilité de connecter plusieurs variateurs entre eux afin de créer des effets d'allumage multiples et synchronisés

DESCRIPCIÓN

- Regulador dedicado para el control píxel a píxel de tiras LED

- Entradas de control: PUSH + SYNC

- Protocolos de transmisión de datos compatibles: WS2811, WS2812, GS8208

- Configuración mediante Bluetooth a través de la aplicación de control Forrest, disponible para iOS y Android

- Posibilidad de configurar los parámetros de control de las tiras LED seleccionando desde una lista preconfigurada o de forma manual, eligiendo el tipo de protocolo y el modo de color compatible con la tira LED instalada

- Ajuste del dimming mediante la aplicación Forrest o mediante pulsación prolongada del botón

- Posibilidad de conectar varios reguladores entre sí para crear efectos de encendido múltiples y sincronizados

Code	Input Voltage	N° Pixel max	Dimension LxWxH (mm)
09770	5 Vdc 12 Vdc 24 Vdc	2048 single die	50 x 61 x 22



DIMMER PHASE CUT OUTPUT DALI2 / PUSH MONOCHROMATIC

5

DESCRIZIONE

- Dimmer BARRA DIN, uscita taglio di fase con ingresso Push, DALI2

- Uscita Trailing Edge a mosfet

- Range di alimentazione: 80÷230V AC 50/60Hz

- Potenza massima erogata versione DALI2-230V-1KW-AI

- Possibilità di cambio della curva di dimmerazione di uscita: Logaritmica (LOG) Lineare (LIN)

- Diametro dei conduttori 12÷24 AWG (0.20÷2.5 mm²)

- Funzione intensità massima su doppio click e luce notturna su pressione prolungata da spento

- Led di segnalazione corretta alimentazione

- Morsetti ingresso uscita 0,05÷2,5 mm2 (30÷12 AWG)

- Circuito Stampato UL

- Classe di protezione: IP20

- Protezione da: circuito aperto, picchi di tensione, cortocircuito con fusibile interno 15A

DESCRIPTION

- DIN Rail dimmer with phase-cut output and Push, DALI-2 input

- Trailing Edge output with MOSFET technology

- Supply range: 80–230 V AC 50/60 Hz

- Maximum output power for DALI2-230V-1KW-AI version

- Selectable dimming curve: Logarithmic (LOG) or Linear (LIN)

- Conductor diameter: 12–24 AWG (0.20–2.5 mm²)

- Maximum brightness function via double click and night light function via long press when off

- Power supply status LED indicator

- Input/output terminals: 0.05–2.5 mm² (30–12 AWG)

- UL certified printed circuit board

- Protection class: IP20

- Protection against: open circuit, voltage spikes, short circuit with internal 15A fuse

DESCRIPTION

- Gradateur sur rail DIN avec sortie à coupure de phase et entrée Push, DALI-2

- Sortie Trailing Edge avec technologie MOSFET

- Plage d'alimentation : 80–230 V AC 50/60 Hz

- Puissance maximale délivrée pour la version DALI2-230V-1KW-AI

- Courbe de gradation sélectionnable : Logarithmique (LOG) ou Linéaire (LIN)

- Diamètre des conducteurs : 12–24 AWG (0,20–2,5 mm²)

- Fonction intensité maximale par double clic et fonction veilleuse par appui prolongé à l'arrêt

- LED d'indication d'alimentation correcte

- Bornes d'entrée/sortie : 0,05–2,5 mm² (30–12 AWG)

- Circuit imprimé certifié UL

- Classe de protection : IP20

- Protection contre : circuit ouvert, surtensions, court-circuit avec fusible interne de 15A

DESCRIPCIÓN

- Regulador para carril DIN con salida de corte de fase y entrada Push, DALI-2

- Salida Trailing Edge con tecnología MOSFET

- Rango de alimentación: 80–230 V AC 50/60 Hz

- Potencia máxima suministrada versión DALI2-230V-1KW-AI

- Curva de regulación seleccionable: Logarítmica (LOG) o Lineal (LIN)

- Diámetro de los conductores: 12–24 AWG (0,20–2,5 mm²)

- Función de intensidad máxima mediante doble clic y luz nocturna mediante pulsación prolongada en apagado

- LED indicador de alimentación correcta

- Bornes de entrada/salida: 0,05–2,5 mm² (30–12 AWG)

- Placa de circuito impreso certificada UL

- Clase de protección: IP20

- Protección contra: circuito abierto, picos de tensión, cortocircuito con fusible interno de 15A

Code	Input Voltage	Power (W)	Dimension LxWxH (mm)
09773	110÷230 Vac	1000 W	105 x 90 x 58

Code	Input Voltage	Power (W)	Dimension LxWxH (mm)
09774	110÷230 Vac	500 W	105 x 90 x 58



DIMMER PHASE CUT OUTPUT DALI MONOCHROMATIC

5

DESCRIZIONE

- Dimmer uscita taglio di fase con ingresso DALI

- Uscita AI Edge a mosfet

- Led di segnalazione corretta alimentazione

- Led di segnalazione stato dell'uscita

- Morsetti ingresso uscita 0,12÷2,5 mm2 (26÷14 AWG)

- Protezione da: picchi di tensione, sovracorrenti
- Potenza erogata 110W a 110V, 220W a 220V, 230W a 230V

- Carico massimo resistivo 1A. Vedi tabella
- Ingressi di controllo: DALI x1

DESCRIPTION

- Phase-cut dimmer with DALI input

- AI Edge output with MOSFET technology

- Power supply status LED indicator

- Output status LED indicator

- Input/output terminals: 0.12–2.5 mm² (26–14 AWG)

- Protection against: voltage spikes and overcurrent

- Output power: 110 W at 110 V, 220 W at 220 V, 230 W at 230 V

- Maximum resistive load: 1 A (see table)

- Control inputs: DALI ×1

DESCRIPTION

- Gradateur à coupure de phase avec entrée DALI

- Sortie AI Edge avec technologie MOSFET

- LED d'indication d'alimentation correcte

- LED d'indication de l'état de la sortie

- Bornes d'entrée/sortie : 0,12–2,5 mm² (26–14 AWG)

- Protection contre : surtensions et surintensités

- Puissance délivrée : 110 W à 110 V, 220 W à 220 V, 230 W à 230 V

- Charge résistive maximale : 1 A (voir tableau)

- Entrées de commande : DALI ×1

DESCRIPCIÓN

- Regulador con salida de corte de fase y entrada DALI

- Salida AI Edge con tecnología MOSFET

- LED indicador de alimentación correcta

- LED indicador del estado de la salida

- Bornes de entrada/salida: 0,12–2,5 mm² (26–14 AWG)

- Protección contra: picos de tensión y sobrecorriente

- Potencia suministrada: 110 W a 110 V, 220 W a 220 V, 230 W a 230 V

- Carga resistiva máxima: 1 A (ver tabla)

- Entradas de control: DALI ×1

Code	Input Voltage	Power (W)	Dimension LxWxH (mm)
09775	110÷230 Vac	110W a 110Vac 220W a 220Vac 230 W a 230Vac	80 x 40 x 24,5


W
1
2
3
4
W+
W+
W+
W+
S1
S2
S3

CONDIZIONI GENERALI DI VENDITA

1. Condizioni generali di vendita
Le presenti condizioni generali di vendita ("Condizioni Generali"), salvo eventuali deroghe specificamente concordate per iscritto, disciplinano i rapporti di fornitura tra [IvelaElcom S.r.l.] ed il cliente ("Cliente").
Salvo diversa pattuizione scritta tra le parti, le presenti condizioni generali di vendita sostituiscono e prevalgono su qualsivoglia intesa, proposta o accordo, sia scritto sia orale, intercorso tra le parti, ivi inclusi, a titolo meramente esemplificativo, eventuali termini e condizioni del cliente che non prevedano espressamente una deroga alle previsioni contenute in tali condizioni generali di vendita.

2. Conclusione del contratto
L'ordine di acquisto inoltrato dal Cliente a [IvelaElcom] ha natura di semplice proposta contrattuale vincolante per il solo Cliente ("Ordine").
Salvo diverso accordo, l'accettazione da parte del Cliente dei preventivi rilasciati da [IvelaElcom] ("Preventivo") comporta l'emissione di un Ordine avente la medesima natura sopra prevista. L'Ordine emesso sulla base di un Preventivo vale quale accettazione integrale del Preventivo in tutti i suoi termini e condizioni ed ogni variazione a quanto oggetto del Preventivo, per essere valida, dovrà essere espressamente indicata nell'Ordine.
La sottoscrizione dell'Ordine da parte del Cliente costituisce espressa, integrale ed incondizionata adesione alle presenti condizioni generali di vendita, fatti salvi eventuali accordi diversi conclusi fra [IvelaElcom] ed il Cliente in forma scritta. L'Ordine è vincolante per [IvelaElcom] solo dopo che quest'ultima ne abbia accettato il contenuto a mezzo di emissione e trasmissione al Cliente di apposita conferma d'ordine ("Conferma d'Ordine" e "Ordine Accettato").

3. Oggetto della vendita
Oggetto della vendita sono esclusivamente i beni descritti nella Conferma d'Ordine, individuati e selezionati dal Cliente tra quelli presentati nei sito web di [IvelaElcom] e/o in cataloghi, brochure e documenti illustrativi di quest'ultima ("Prodotto/i").
Le eventuali rappresentazioni visive dei Prodotti, ove presenti e riportate nei documenti sopra elencati, corrispondono normalmente all'immagine fotografica dei Prodotti stessi e hanno valore indicativo, senza alcuna garanzia o impegno, da parte di [IvelaElcom] circa l'esatta corrispondenza dell'immagine raffigurata con il Prodotto reale. [IvelaElcom] si riserva il diritto e la facoltà di apportare, in qualunque momento, variazioni tecniche, formali e dimensionali ai propri Prodotti.

4. Prezzo della vendita
Il corrispettivo per la fornitura dei Prodotti descritti nella Conferma d'Ordine è quello indicato nella relativa fattura(e) inviata(e) al Cliente.

5. Pagamento
Il pagamento del corrispettivo della fornitura deve essere effettuato secondo i termini e le modalità riportati nella relativa fattura (o fatture), da considerarsi essenziali ai sensi e per gli effetti dell'art. 1457 Codice Civile. In caso di ritardo nei pagamenti da parte del Cliente, quest'ultimo verrà ritenuto inadempiente e gli verranno applicati gli interessi di cui al D. Lgs. 9.10.2002, n. 231, senza necessità di messa in mora, a decorrere dal giorno della scadenza al saldo effettivo, fatto salvo il diritto di [IvelaElcom] di agire per il recupero delle spese sostenute e dei danni subiti.

6.Modifica, cancellazione e supplemento dell'Ordine Accettato
IvelaElcom si riservano il diritto di valutare ogni richiesta di modifica e/o di cancellazione e/o di supplemento degli Ordini Accettati ricevuta dal Cliente. In ogni caso, ove [IvelaElcom] ritenesse di accettare tali richieste, il Cliente sarà comunque tenuto a versare a [IvelaElcom] gli eventuali costi sostenuti per la modifica, cancellazione e/o supplemento, in particolare qualora sia stata già avviata la produzione dei Prodotti in questione e/o siano stati forniti dei servizi e/o si sia già provveduto alla spedizione dei Prodotti dell'Ordine Accettato. Modifiche, cancellazioni ed aggiunte di Ordini Accettati devono intendersi, a loro volta, sottoposte alle presenti condizioni generali di vendita.

7. Sospensione dell'Ordine Accettato
[IvelaElcom] si riserva, in qualsiasi momento, il diritto di sospendere l'esecuzione dell'Ordine Accettato qualora dovessero verificarsi variazioni di qualsiasi genere in relazione alla capacità del Cliente di adempiere alle proprie obbligazioni, ovvero in caso di accertata difficoltà dello stesso a provvedere puntualmente ad effettuare i pagamenti dovuti, anche nei confronti dei terzi.

8. Termini e modalità di consegna dei beni
I termini di consegna dei Prodotti oggetto di vendita indicati nella Conferma d'Ordine hanno valore puramente indicativo e non essenziale, e non impegnano [IvelaElcom], con la conseguenza che quest' ultima non assume alcuna responsabilità in ordine al mancato rispetto degli stessi. La consegna dei Prodotti oggetto di vendita avviene franco fabbrica (EXW) ed i relativi costi sono totalmente a carico del Cliente, salvo diverso accordo scritto tra le parti. In caso di mancata presa in consegna dei Prodotti da parte del Cliente e/o di ritardo nella presa in consegna che ecceda i 15 giorni, [IvelaElcom] avranno diritto di risolvere il contratto con il Cliente, ai sensi e per gli effetti di cui all'articolo 1456, Codice Civile e i costi e le spese di ritiro e trasporto dei Prodotti saranno addebitati al Cliente in misura pari all'8% del valore dell'Ordine, quale riportato in fattura. Resta salvo il diritto di [IvelaElcom] al risarcimento del maggior danno subito.

9. Garanzia
9.1 [IvelaElcom] garantisce che i Prodotti a marchio [IvelaElcom] sono esenti da vizi di fabbricazione e/o di materiale, in caso d'uso conforme alla destinazione, per un periodo di cinque anni dalla data della fattura.

9.2 Tale garanzia ("Garanzia") è rilasciata rispettivamente da [IvelaElcom] in favore del Cliente sui prodotti standard, oggetto della fornitura, presenti nei propri cataloghi.

9.3 La Garanzia opera soltanto a condizione che:

9.3.1. I Prodotti vengano usati in conformità alle specifiche predisposte, relative al Prodotto e all'impiego e che l'installazione e/o il montaggio del Prodotto vengano eseguiti in conformità alle istruzioni di installazione e uso allegate al Prodotto e da personale tecnico specializzato;
9.3.2. i valori limite di temperature e tensione non siano oltrepassati e il prodotto non venga esposto a carichi meccanici non conformi alla destinazione dello stesso;
9.3.3 per i Prodotti installati all'esterno:

9.3.3.1 temperatura massima notturna non superiore a 35°C;
9.3.3.2 temperatura minima notturna non inferiore a meno 20°C (-20°C), salvo sia diversamente indicato nella documentazione tecnica;
9.3.3.3 temperatura massima diurna non superiore a 50°C, quando i Prodotti sono spenti;
9.3.3.4 è necessaria un'accensione ed uno spegnimento quotidiano, con un impiego medio annuale nel rispetto delle loro specifiche tecniche e delle istruzioni di installazione;
9.3.3.5 l'accensione deve avvenire non prima di 30 minuti dopo il tramonto;

9.4 La manutenzione del Prodotto venga eseguita in conformità delle istruzioni allegate al Prodotto e venga effettuata da personale tecnico specializzato e non vengano effettuare modifiche o riparazioni ai Prodotti senza autorizzazione scritta o non conformi alle istruzioni allegate;

9.5 Il Prodotto risultato viziato venga conservato dal Cliente nello stato in cui si trova (ivi compresa la sorgente luminosa) per tutto il tempo necessario a consentire a [IvelaElcom] di svolgere le necessarie verifiche sui difetti/vizi lamentati;

9.6 Per i componenti di alimentazione e per i Prodotti con sorgenti a LED la garanzia copre i 5 anni.

9.7 Il vizio, debitamente specificato e provato nella sua natura ed entità, venga denunciato per iscritto dal Cliente a [IvelaElcom] a pena di decadenza entro e non oltre i trenta (30) giorni dalla scoperta;

9.8 Il Cliente abbia regolarmente pagato il Prodotto in conformità alle condizioni di pagamento concordate nel contratto di vendita;

9.9 Il Cliente presenti la fattura di acquisto dei Prodotti;

9.10 I Prodotti forniti siano installati in tutto il mondo, con esclusione dei seguenti Paesi: USA e Canada

9.11 La Garanzia non opera con riferimento a:

9.11.1 i vizi del Prodotto dovuti a eventi imprevisti e imprevedibili, c.d. caso fortuito e/o forza maggiore (comprese scariche elettriche, fulmine), che escludano la riconducibilità di tali vizi al processo di fabbricazione del Prodotto;
9.11.2 i vizi derivanti da disturbi impulsivi (Surge) di ampiezza o durata superiori a:
9.11.2.1 1000V tra conduttore e conduttore (L e N);
9.11.2.2 2000V tra conduttore e terra (L e PE, N e PE);
9.11.2.3 in accordo alla IEC 61000-4-5:2005-11;
9.11.3 Aa Prodotti in classe III qualora vengano utilizzati con alimentatori elettronici e drivers non conformi alla normativa di riferimento. Tali componenti devono essere corredati di documentazione di certificazione rilasciata da un ente riconosciuto a livello internazionale;
9.11.4 nel caso in cui il difetto venga riconosciuto da "[IvelaElcom], il fornitore sceglierà a propria discrezione se riparare o sostituire il Prodotto difettoso con lo stesso prodotto o un equivalente, tenendo in considerazione l'evoluzione tecnica dei Prodotti e quella dei loro componenti. In caso di forniture successive di sorgenti luminose LED, è possibile vi siano deviazioni rispetto ai prodotti primitivi, per quanto riguarda le caratteristiche della luce.

9.12 [IvelaElcom] si riserva la possibilità di ottenere informazioni dettagliate sull'installazione e/o richiedere l'invio degli apparecchi illuminanti completi per verificarne le difettosità.
9.13 Il deprezzamento del flusso è un fenomeno previsto durante la vita del LED e non è quindi coperto dalla garanzia. Il prodotto si intende guasto quando

risulta spento per un numero maggiore/uguale al 10% dei LED totali utilizzati (condizione di guasto critico).

9.14 La Garanzia non copre:

9.14.1 tutte le spese accessorie che scaturiscono in seguito alla riparazione del vizio (es. quelle di montaggio, smontaggio, trasporto del Prodotto affetto da vizi e del Prodotto riparato/sostituito, smaltimento, diarie e trasferte, dispositivi di sollevamento, impalcature); tali spese andranno a carico del Cliente;
9.14.2 le parti soggette ad usura, quali per esempio le sorgenti luminose (escluso LED), le batterie, le parti meccaniche soggette ad usura;
9.14.3 i prodotti, con marchio di aziende diverse commercializzati da [IvelaElcom].

9.15 I Prodotti per esterni sono realizzati da [IvelaElcom] attraverso innovativi processi produttivi che garantiscono un alto livello qualitativo dei medesimi in termini di resistenza alla corrosione, alla abrasione ed all'esfoliazione. Detti Prodotti sono coperti dalla presente garanzia solo qualora eventuali vizi ne compromettano la sicurezza strutturale/meccanica e siano riconducibili a vizi del processo di fabbricazione del Prodotto.

9.16 La Garanzia non copre vizi della verniciatura causati dal contatto con il suolo, sostanze chimiche, fertilizzanti, acqua contenente agenti corrosivi e correnti elettriche vaganti.

9.17 La presente Garanzia non opera per sistemi di gestione della luce, sui quali [IvelaElcom] riconoscono la garanzia di legge. Per detti sistemi la garanzia di cinque anni potrà essere concessa a seguito della valutazione scritta da parte di [IvelaElcom] del progetto illuminotecnico e del relativo impianto.

9.18 Non potranno essere addebitate ad [IvelaElcom] eventuali spese di conservazione del Prodotto difettoso/viziato, né nessun altro onere e/o risarcimento del danno, così come il Cliente non avrà il diritto di chiedere e/o pretendere dilazioni nei pagamenti, riduzione dei prezzi o la risoluzione del contratto di fornitura

9.19 La presente Garanzia è valida per acquisti di Prodotti fatturati alla data di decorrenza di cui sotto e successivi. [IvelaElcom] si riserva di modificare questa Garanzia a propria discrezione ed in ogni momento. Eventuali modifiche della Garanzia saranno valide per acquisti di Prodotti fatturati alla data di decorrenza della modifica.

9.20 Le condizioni qui contenute devono intendersi soggetti ed interpretate in conformità alle norme del diritto italiano. Si stabilisce il Tribunale di Milano come foro competente per ogni e qualsiasi controversia riguardante le suddette condizioni o l'interpretazione e l'esecuzione della stessa.

10. Reclami
Eventuali reclami aventi ad oggetto la fornitura dei Prodotti devono essere effettuati entro e non oltre 30 giorni dal momento in cui gli stessi Prodotti sono stati consegnati al Cliente. Trascorso tale termine, il reclamo non potrà essere più accolto.
I reclami devono essere effettuati mediante lettera raccomandata A/R o a mezzo di posta elettronica certificata, ove del caso anticipata via email, indirizzata al Back office di [IvelaElcom] al seguente indirizzo [***], allegando la copia della bolla, della fattura, ovvero del documento d'accompagnamento, e devono indicare dettagliatamente i motivi del reclamo. Qualora il reclamo risulti infondato, il Cliente sarà tenuto a rimborsare a [IvelaElcom] tutte le spese sostenute per l'eventuale attività svolta in relazione all'accertamento dell'assunta difformità.

11. Limitazioni di responsabilità
Il Cliente si impegna ad utilizzare i Prodotti acquistati da [IvelaElcom] conformemente alla loro destinazione d'uso ed a rispettare tutte le regole e le procedure di utilizzo indicate nella documentazione tecnica eventualmente fornita da [IvelaElcom]. Fermo restando quanto previsto alle clausole 9 e 10 che precedono, [IvelaElcom] non presta alcuna garanzia ulteriore al Cliente.
Pertanto, [IvelaElcom] non potrà in alcun caso ritenersi responsabile per inadempimenti, danni, diretti e/o indiretti, e perdite subiti dal Cliente, inclusi suoi dipendenti, collaboratori e/o aventi causa né per danni provocati al Cliente od a terzi da negligenza, imprudenza od imperizia da parte del Cliente a seguito della consegna dei Prodotti.
Inoltre, in nessun caso [IvelaElcom] potrà essere ritenuta responsabile per inadempimenti, danni, diretti e/ o indiretti, prodotti in tutto o in parte da cause riconducibili all'utilizzo dei Prodotti oggetto di fornitura, perdite dovute a ritardi di consegna da parte della stessa [IvelaElcom], dei suoi dipendenti e/o suoi agenti, perdite di produzione o mancati profitti del Cliente e/o di terzi in genere.
Per gli anzidetti scopi e senza pregiudizio per l'applicazione di norme inderogabili di legge, il Cliente dichiara ed accetta di garantire, manlevare e tenere indenne [IvelaElcom] (incluse società controllanti, controllate e collegate) in relazione a qualsiasi richiesta, costo, domanda giudiziale, procedimento, azione, responsabilità, perdita, spesa, ordinanza, decreto, diritti ed onorari legali, spese di giustizia, inclusi danni di qualsiasi tipo derivanti, connessi o nascenti da qualsiasi attuale o lamentato danno che si assume originante e/o comunque riconducibile ai Prodotti oggetto di fornitura. A questo proposito, il Cliente si impegna a risarcire tutti gli eventuali danni derivanti dalle pretese in questione.

12. Disegni e documentazione tecnica
I disegni e le specifiche tecniche dei Prodotti oggetto dell'Ordine sono di esclusiva proprietà di [IvelaElcom] e/o di eventuali soggetti terzi licenziatari e non possono essere riprodotti, copiati o divulgati per nessun motivo.
I disegni e la documentazione tecnica relativi ai Prodotti od alla loro fabbricazione non potranno, senza il consenso scritto di [IvelaElcom] o del legittimo proprietario, essere utilizzati per scopi diversi rispetto a quello per il quale sono stati forniti e, in particolare, non potranno essere utilizzati o copiati, riprodotti, trasmessi o comunicati a terzi ovvero essere utilizzati per la fabbricazione, progettazione o qualsiasi altro scopo non espressamente autorizzato.

13. Diritti di proprietà industriale ed intellettuale
I diritti di proprietà industriale e/o intellettuale su marchi, loghi, brevetti, segni distintivi, registrati e non, riportati sui Prodotti e su tutti i rispettivi materiali illustrativi, manuali, specifiche tecniche e altre informazioni fornite da [IvelaElcom] unitamente ai Prodotti medesimi e/o in relazione ad essi, resteranno di esclusiva proprietà di [IvelaElcom] e/o dei soggetti titolari dei relativi diritti. Il Cliente sarà tenuto ad indennizzare [IvelaElcom] contro qualsiasi danno, pretesa, costo e spesa che [IvelaElcom] possa subire e/o sostenere per effetto di qualsivoglia violazione e/o presunta violazione di brevetti, marchi, loghi, copyright, disegni industriali registrati e non, e/o qualsiasi altro diritto di proprietà intellettuale e/o industriale posta in essere dal Cliente. [IvelaElcom] si riserva tutti i diritti di proprietà industriale e di esclusiva per la produzione e distribuzione dei Prodotti oggetto di fornitura.

14. Prodotti personalizzati
Qualora su espressa richiesta del Cliente, [IvelaElcom] accetti di personalizzare e, quindi, produca prodotti personalizzati per il Cliente, tale ulteriore attività sarà a totale carico del Cliente stesso, ivi inclusi eventuali costi di design e le altre spese necessarie per l'acquisto di materiale e/o lo sviluppo di componenti speciali, che saranno dettagliati in un preventivo.
Salvo ove diversamente previsto dalle presenti condizioni generali o concordato espressamente tra [IvelaElcom] ed il Cliente, le presenti condizioni generali troveranno applicazione anche alla vendita ed alla fornitura dei prodotti personalizzati.

15. Inadempimento
Salvo quanto altro previsto dalle presenti condizioni generali, il mancato pagamento, in tutto o in parte, del corrispettivo della fornitura, ovvero l'inosservanza da parte del Cliente anche di una sola clausola delle presenti condizioni generali di vendita, autorizza [IvelaElcom] a risolvere di diritto e con effetto immediato il contratto e a richiedere al Cliente l'immediato pagamento di tutti gli importi (anche se ciò comporti l'anticipazione dei relativi termini di scadenza), delle spese accessorie e di eventuali spese legali, oltre all'applicazione degli interessi di mora sulle somme ancora dovute (secondo quanto indicato all'articolo 5 che precede) fino all'integrale soddisfo, fermo restando la possibilità da parte di [IvelaElcom] di richiedere, in ogni caso, il maggior danno subito. Eventuali eccezioni e/o pretese avanzate dal Cliente nei confronti di [IvelaElcom], non attribuiscono al Cliente alcun diritto di rifiutare, in tutto o in parte, l'integrale pagamento del corrispettivo della fornitura.
Qualora dovesse verificarsi anche una sola delle ipotesi di risoluzione sopra riportate, [IvelaElcom] potrà altresì interrompere il processo di lavorazione dei Prodotti e/ o sospenderne la fornitura, fermo restando il suo diritto di richiedere il pagamento di quanto indicato in precedenza.

16. Forza maggiore
[IvelaElcom] non sarà in alcun modo responsabile nei confronti del Cliente per il mancato o ritardato adempimento di una o più delle proprie obbligazioni contrattuali nell'eventualità in cui tale mancato o ritardato adempimento sia dovuto a cause di forza maggiore, intendendosi per tali, a titolo esemplificativo e non esaustivo: sciopero, serrate sindacali, provvedimenti dell'autorità, furti di materie prime o prodotti finiti, guerra o per qualsivoglia altra causa, comprese calamità naturali (quali sisma, alluvione, maremoto etc.), che non possa essere ragionevolmente prevista o per cui non sia ragionevolmente possibile trovare un rimedio e che non possa essere risolta per il tramite dell'ordinaria diligenza. Fermo restando quanto precede, [IvelaElcom] si adopererà con la massima diligenza per limitare gli effetti negativi derivanti dalla sopravvenuta impossibilità della propria prestazione.

17. Legge applicabile e Foro competente
Le presenti condizioni generali sono disciplinate in via esclusiva dalla legge italiana, con esclusione delle disposizioni di cui alla Convenzione di Vienna sul commercio internazionale. Per qualsiasi controversia relativa o comunque collegata ai contratti cui si applicano le presenti condizioni generali di vendita, ivi incluse quelle inerenti la relativa interpretazione, esecuzione e cessazione, è competente, in via esclusiva, il Foro di Brescia.

18. Immagini prodotto
L'immagine del prodotto è puramente indicativa e potrebbe non rispecchiare appieno le caratteristiche estetiche dell'oggetto che verrà spedito.

GENERAL TERMS OF SALE

1. General Terms and Conditions of Sale
These general conditions of sale ("General Conditions"), except for any exceptions specifically agreed in writing, govern the supply relationships between [Ivela S.r.l. ("Ivela") or Elcom S.r.l. ("Elcom")] and the customer ("Customer").
Unless otherwise agreed in writing between the parties, these general conditions of sale replace and prevail over any understanding, proposal or agreement, whether written or verbal, between the parties, including, but not limited to, any terms and conditions of the customer that do not expressly provide for a derogation from the provisions contained in these general conditions of sale.

2. Formation of the Contract
The purchase order sent by the Customer to [IvelaElcom] is a simple contractual proposal binding only on the Customer ("Order").
Unless otherwise agreed, acceptance by the Customer of the quotations issued by [IvelaElcom] ("Quotation") entails the issuance of an Order of the same nature as described above. The Order issued on the basis of a Quotation is valid as full acceptance of the Quotation in all its terms and conditions and any variation to the subject matter of the Quotation, to be valid, must be expressly indicated in the Order.
The signing of the Order by the Customer constitutes express, full and unconditional adherence to these general conditions of sale, without prejudice to any other agreements concluded between [IvelaElcom] and the Customer in writing. The Order is binding for [IvelaElcom] only after the latter has accepted its contents by issuing and sending to the Customer a specific order confirmation ("Order Confirmation" and "Accepted Order").

3. Description of the Goods
The goods covered by the sale consist exclusively of those described in the Order Confirmation, selected and identified by the Customer from among those presented on [IvelaElcom]'s website and/or in its catalogues, brochures and other illustrative documents ("Product(s)"). Any visual representations of the Products, where present and reported in the documents listed above, normally correspond to the photographic image of the Products themselves and are indicative, without any guarantee or commitment, by [IvelaElcom] as to the exact correspondence of the image depicted with the actual Product. [IvelaElcom] reserves the right to make technical, formal and dimensional modifications to its Products at any time.

4. Price of the Sale
The consideration for the supply of the Products described in the Order Confirmation is the amount indicated in the relevant invoice(s) sent to the Customer.

5. Payment
Payment of the consideration for the supply must be made according to the terms and conditions set out in the relevant invoice(s), to be considered essential pursuant to and for the purposes of Article 1457 of the Italian Civil Code. In the event of late payment by the Customer, the latter will be considered in default and the interest referred to in Legislative Decree 9.10.2002, No. 231, without the need for formal notice, from the day of expiry to the actual balance, accruing from the due date until actual payment, without prejudice to [IvelaElcom]'s right to recover any costs incurred and damages suffered.

6. Amendment, Cancellation and Supplement of the Accepted Order
IvelaElcom reserves the right to evaluate any requests for modification and/or cancellation and/or supplement of Accepted Orders received by the Customer. In any case, where [IvelaElcom] considers accepting such requests, the Customer will in any event be required to pay [IvelaElcom] any costs incurred due to the amendment, cancellation and/or supplement, particularly where production of the relevant Products has already begun and/or services have already been provided and/or shipment of the Products under the Accepted Order has already been arranged. Amendments, cancellations and additions of Accepted Orders will themselves be subject to these general terms and conditions of sale.

7. Suspension of the Accepted Order
[IvelaElcom] reserves the right, at any time, to suspend the execution of the Accepted Order in the event of changes of any kind in relation to the Customer's ability to fulfil its obligations, or in the event of established difficulty by the Customer in making timely payments due, including to third parties.

8. Terms and Methods of Delivery of Goods
The terms of delivery of the Products subject to sale indicated in the Order Confirmation are purely indicative and non-essential, and do not bind [IvelaElcom], which therefore assumes no liability for any failure to comply with such terms. Delivery of the Products subject to sale takes place ex-works (EXW) and the related costs are fully borne by the Customer, unless otherwise agreed in writing between the parties.
In the event of failure to take delivery of the Products by the Customer and/or delay in taking delivery exceeding 15 days, [IvelaElcom] will be entitled to terminate the contract with the Customer, pursuant to and for the purposes of Article 1456 of the Italian Civil Code and the costs and expenses of collection and transport of the Products will be charged to the Customer in an amount equal to 8% of the value of the Order, as shown on the invoice. This is without prejudice to [IvelaElcom]'s right to compensation for any greater damage suffered.

9. Warranty

9.1 [IvelaElcom] guarantees that the [IvelaElcom] Branded Products are free from manufacturing and/or material defects, when used in accordance with their intended purpose, for a period of five years from the date of the invoice.

9.2 This warranty ("Warranty") is issued respectively by [IvelaElcom] with respect to the standard products supplied and included in its catalogues.

9.3 The Warranty operates only on condition that:

9.3.1. The Products are used in accordance with the applicable specifications relating to the Product and use and that the installation and/or assembly of the Product is carried out in accordance with the installation and user instructions supplied with the Product and by qualified technical personnel;
9.3.2. the temperature and voltage limits are not exceeded and the Product is not exposed to mechanical loads that do not comply with its intended use;
9.3.3 for Products installed outdoors:

9.3.3.1 maximum night-time temperature not exceeding 35°C;
9.3.3.2 minimum night-time temperature not lower than minus 20°C (-20°C), unless otherwise indicated in the technical documentation;
9.3.3.3 maximum daytime temperature not exceeding 50°C, when the Products are switched off;
9.3.3.4 daily switching on and off is required, with an average annual use in compliance with their technical specifications and installation instructions;
9.3.3.5 switching on must take place no earlier than 30 minutes after sunset;

9.4 Maintenance of the Product is carried out in accordance with the instructions supplied with the Product and is carried out by qualified technical personnel, and no modifications or repairs are made to the Products without written authorisation or in a manner inconsistent with the enclosed instructions;

9.5 A defective Product is kept by the Customer in its current state (including light source) for as long as necessary to allow [IvelaElcom] to carry out the necessary checks on the reported defects;

9.6 For power-supply components and Products with LED sources, the warranty covers 5 years.

9.7 The defect, appropriately described and proven as to its nature and extent, is reported in writing by the Customer to [IvelaElcom] under penalty of forfeiture, no later than thirty (30) days from its discovery;

9.8 The Customer has duly paid for the Product in accordance with the payment terms agreed in the sales contract;

9.9 The Customer provides the purchase invoice for the Products;

9.10 The Products supplied are installed worldwide, excluding the following countries: USA and Canada.

9.11 The Warranty does not apply in relation to:

9.11.1 defects of the Product due to unforeseen and unforeseeable events, i.e. fortuitous events and/or force majeure (including electrical discharge, lightning), which exclude that such defects can be attributed to the Product's manufacturing process;
9.11.2 defects resulting from impulsive disturbances (surges) with an amplitude or duration exceeding:
9.11.2.1 1000 V between conductor and conductor (L and N);
9.11.2.2 2000 V between conductor and earth (L and PE, N and PE);
9.11.2.3 in accordance with IEC 61000-4-5:2005-11;
9.11.3 Products in class III when used with electronic power supplies and drivers that do not comply with the applicable standards. These components must be accompanied by certification documentation issued by an internationally recognised body;
9.11.4 where the defect is acknowledged by [IvelaElcom], the Supplier will choose, at its sole discretion, whether to repair or replace the defective Product with the same product or an equivalent one, taking into account the technological evolution of the Products and their components. In the case of subsequent supplies of LED light sources, there may be deviations from the original products with regard to the characteristics of the light.

9.12 [IvelaElcom] reserves the right to obtain detailed information on the installation and/or request shipment of complete lighting fixtures in order to verify the defects.

9.13 Lumen depreciation is an expected phenomenon during the life of an LED and is therefore not covered by the warranty. The product is considered faulty when it is switched off for a number greater than/equal to 10% of the total LEDs used

(critical failure condition).

9.14 The Warranty does not cover:

9.14.1 all ancillary expenses arising from the repair of the defect (e.g. those of assembly, disassembly, transport of the defective Product and the repaired/ replaced Product, disposal, per diem and travel expenses, lifting gear, scaffolding); these expenses will be borne by the Customer;
9.14.2 parts subject to wear and tear, such as for example light sources (excluding LEDs), batteries, and mechanical parts subject to wear;
9.14.3 products bearing trademarks of other companies marketed by [IvelaElcom].

9.15 Outdoor products are manufactured by [IvelaElcom] using innovative production processes that guarantee a high level of quality in terms of resistance to corrosion, abrasion and exfoliation. These Products are covered by this Warranty only if any defects compromise their structural/mechanical safety and are attributable to defects in the manufacturing process of the Product.

9.16 The Warranty does not cover coating defects caused by contact with soil, chemicals, fertilisers, water containing corrosive agents, or stray electrical currents.

9.17 This Warranty does not apply to light-management systems, for which [IvelaElcom] recognise only the statutory warranty. For these systems, a five-year warranty may be granted following written evaluation by [IvelaElcom] of the lighting design and the related installation.

9.18 No expenses relating to the preservation of the defective Product may be charged to [IvelaElcom], nor any other cost and/or claim for damages, and the Customer will not be entitled to request and/or insist on payment extensions, price reductions, or termination of the supply contract

9.19 This Warranty is valid for purchases of Products invoiced on or after the effective date indicated below. [IvelaElcom] reserves the right to amend this Warranty at their discretion and at any time. Any amendments to the Warranty will be valid for purchases of Products invoiced on or after the effective date of such amendment.

9.20 The conditions contained herein will be governed by and interpreted in accordance with Italian law. The Court of Milan is established as the competent court for any and all disputes concerning the aforementioned conditions or the interpretation and execution thereof.

10. Claims
Any claims concerning the supply of the Products must be submitted no later than 30 days from the date on which the Products are delivered to the Customer.
After this period, the claim will no longer be accepted.
Claims must be submitted by registered letter with return receipt or by certified email, where appropriate in advance by email, addressed to the Back Office of [IvelaElcom] at the following address [***], attaching a copy of the delivery note, invoice, or accompanying document, and must indicate in detail the reasons for the claim.
If the claim is found to be unfounded, the Customer will be required to reimburse [IvelaElcom] for all expenses incurred for any activity carried out in relation to the assessment of the alleged non-conformity.

11. Limitation of Liability
The Customer undertakes to use the Products purchased from [IvelaElcom] in accordance with their intended use and to comply with all the rules and procedures for use indicated in any technical documentation provided by [IvelaElcom].
Without prejudice to the provisions of Clauses 9 and 10 above, [IvelaElcom] provides no additional warranty to the Customer.
Therefore, [IvelaElcom] will not under any circumstances be liable for any non-performance, direct or indirect damages, or losses suffered by the Customer, including its employees, collaborators, and/or successors, nor for any damages caused to the Customer or third parties due to negligence, carelessness, or incompetence on the part of the Customer following delivery of the Products.
Furthermore, under no circumstances will [IvelaElcom] be held liable for non-performance, direct or indirect damages, caused in whole or in part by events related to the use of the supplied Products, losses due to delivery delays by [IvelaElcom], its employees and/or agents, production losses, or lost profits of the Customer and/or third parties in general.
For the aforementioned purposes and without prejudice to the application of mandatory legal provisions, the Customer declares and agrees to indemnify and hold harmless [IvelaElcom] (including parent companies, subsidiaries and affiliates) from any claims, costs, legal actions, proceedings, liabilities, losses, expenses, orders, decrees, rights and legal fees, including any damages arising from, related to, or resulting from any actual or alleged damage attributable or otherwise connected to the supplied Products. In this regard, the Customer undertakes to compensate for any damages resulting from such claims.

12. Drawings and Technical Documentation
The drawings and technical specifications of the Products covered by the Order are the exclusive property of [IvelaElcom] and/or any third-party licensors and may not be reproduced, copied or disclosed for any reason.
The drawings and technical documentation relating to the Products or their manufacture may not, without the written consent of [IvelaElcom] or the legitimate owner, be used for purposes other than that for which they were provided and, in particular, may not be used or copied, reproduced, transmitted or disclosed to third parties nor used for manufacturing, design or any other purpose not expressly authorised.

13. Industrial and Intellectual Property Rights
The industrial and/or intellectual property rights over trademarks, logos, patents, distinctive signs, whether registered or not, appearing on the Products and on all related promotional materials, manuals, technical specifications, and other information provided by [IvelaElcom] together with the Products and/or in relation to them, shall remain the exclusive property of [IvelaElcom] and/or the holders of the relevant rights. The Customer will indemnify [IvelaElcom] against any damages, claims, costs or expenses that [IvelaElcom] may incur as a result of any actual or alleged infringement of patents, trademarks, logos, copyrights, registered or unregistered industrial designs, and/or any other industrial or intellectual property rights committed by the Customer. [IvelaElcom] reserves all industrial and exclusive property rights for the production and distribution of the supplied Products.

14. Customised Products
If at the express request of the Customer, [IvelaElcom] agrees to customise and, therefore, produce customised products for the Customer, this additional activity will be entirely borne by the Customer, including any design costs and other expenses necessary for the purchase of materials and/or the development of special components, which will be detailed in a quotation.
Unless otherwise provided in these general conditions or expressly agreed between [IvelaElcom] and the Customer, these general conditions will also apply to the sale and supply of customised products.

15. Default
Unless otherwise provided in these general conditions, failure to pay, in whole or in part, the consideration of the supply, or the Customer's non-compliance with even a single clause of these general terms and conditions of sale, will entitle [IvelaElcom] to terminate the contract by law and with immediate effect and to require the Customer to immediately pay all amounts due (even if this entails bringing forward the relevant due dates), ancillary expenses and any legal costs, in addition to the application of late payment interest on the outstanding sums (as indicated in Article 5 above) until full satisfaction, without prejudice to [IvelaElcom]'s right to claim further damages.
Any exceptions and/or claims made by the Customer against [IvelaElcom], do not give the Customer to withhold, in whole or in part, the full payment of the consideration for the supply. Should even one of the above cases of termination occur, [IvelaElcom] may also interrupt the processing of the Products and/ or suspend their supply, without prejudice to its right to claim the amounts indicated above.

16. Force Majeure
[IvelaElcom] will not, under any circumstances, be liable to the Customer for the failure or delay in fulfilling one or more of its contractual obligations in the event that such failure or delay is due to force majeure, including, by way of example and not limited to: strikes, industrial action, governmental measures, theft of raw materials or finished products, war, or any other cause, including natural disasters (such as earthquakes, floods, tsunamis, etc.), which could not reasonably have been foreseen or for which it is not reasonably possible to find a remedy, and which cannot be resolved by the exercise of ordinary diligence. Notwithstanding the foregoing, [IvelaElcom] will use all reasonable endeavours to limit the adverse effects resulting from the impossibility of it performing its obligations.

17. Governing Law and Jurisdiction
These general conditions are governed exclusively by Italian law, excluding the provisions of the United Nations Convention on Contracts for the International Sale of Goods. Any dispute relating to or in any way connected with the contracts to which these general conditions of sale apply, including those relating to their interpretation, execution and termination, will be subject to the exclusive jurisdiction of the Court of Brescia.

18. Product Images
A product image is purely illustrative and may not fully reflect the aesthetic characteristics of the item that is to be delivered. .

The products described in this document are subject to updates or modifications at any time.
The descriptions, technical and functional information, illustrations and instructions in this catalog are purely illustrative,
and are consequently not contractually binding. Remember also that the products themselves must be used
by qualified personnel, in compliance with current plant engineering and installation standards,
in order to avoid injury to persons or damage to property.

CATALOGO 2026.1

ivela elcom | A STARLIGHT COMPANY

IVELAELCOM srl
Sede legale: Via Bruno Buozzi, 15 - 20050 Liscate, Milano - Italia (IT)
Sedi operative:
Via Bruno Buozzi, 15 - 20050 Liscate, Milano - Italia (IT)
Via Ugo la Malfa, 5 - 25030 Castel Mella, Brescia - Italia (IT)
Autostrada Durazzo - Tirana Km 6, Xhafzotaj, Durazzo - Albania (AL)

info@ivelaelcom.com