

# Stock & GO

Giugno / June 2026



**Fast-moving** products, ready from stock.  
Availability may vary depending on order quantity and timing.

**Shipment within 5 days.**

*Prodotti selezionati pronti a magazzino per*  
**spedizioni rapide**. *Le disponibilità possono variare in base alle quantità richieste e allo stock del momento.*

**Spedizione merce entro 5gg.**


# TRACK

TRACK LKM 230 VAC



p.6

TRACK 48V



p.12

# TRACKLIGHTS 48 VDC

NANOPERFETTO 48V



p.14

MINIROOLER 48V



p.14

# TRACKLIGHTS 220 VAC

MICROPERFETTO LKM



p.15

PERFETTO PURO




p.15

PERFETTO PURO  
ZOOM LKM




p.16

PADDO



p.17


ZITO



p.17

# CEILING - WALL

EDGElight PANEL  
BACKlight PANEL



p.18

PIECE



p.20

MINIPERFETTO  
BASE



p.21

# DOWNLIGHTS

PERFETTO IN



p.22


# LINEAR LIGHTS

LIRO



p.24

TRATTO



p.25

# LINEAR PROFILES

CEILING/  
WALL



p.26

ANGULAR



p.28

RECESSED TRIM



p.30

RECESSED  
TRIMLESS



p.31

PLASTERBOARD



p.32

XPS



p.32

# STRIPLED

STATIC WHITE



p.34

LONG DISTANCE



p.41

COLOR CHANGE



p.42

WHITE CHANGE



p.43

SCENOGRAPHIC



p.43

220 VAC



p.44

# CONTROLLER

CONTROLLER



p.46

# DRIVER

DRIVER




p.47

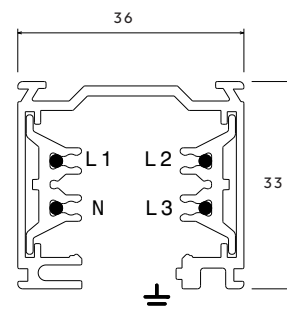
## LKM SQUARE THREE-PHASE TRACK

IP  
20

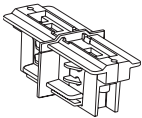

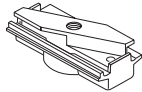








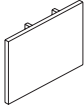

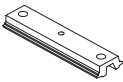

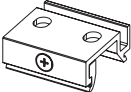
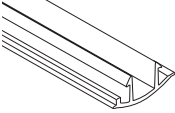

AC DIRECT  
220-240V



Code	Length (mm)	Colour
7511-10-30 7511-10-31	1000	Black White
7511-20-30 7511-20-31	2000	Black White
7511-30-30 7511-30-31	3000	Black White
7511-40-30 7511-40-31	4000	Black White



Square LKM accessories	Code	Colour	
	7600-00-30 7600-00-31	 	Adattatore elettromeccanico 6A (portata 10Kg) Electromechanical adapter 6A (load capacity 10Kg) Adaptateur électromécanique 6A (Charge maximale 10Kg) Adaptador electromecánico 6A (Carga máxima 10Kg)
	7558-00-30 7558-00-31	 	Adattatore elettromeccanico 6A (portata 5Kg) Electromechanical adapter 6A (load capacity 5Kg) Adaptateur électromécanique 6A (Charge maximale 5Kg) Adaptador electromecánico 6A (Carga máxima 5Kg)
	7652-10-W30 7652-10-W31	 	Alimentazione destra Right power end feed Alimentation droite Alimentación derecha
	7652-11-W30 7652-11-W31	 	Alimentazione sinistra Left power end feed Alimentation gauche Alimentación izquierda
	7653-10-W30 7653-10-W31	 	Alimentazione centrale e giunto lineare Central power feed and linear joint Alimentation centrale et jonction linéaire Alimentación central y unión lineal
	7655-10-W30 7655-10-W31	 	Giunto L interno Internal L-joint Jonction en L interne Unión en L interna
	7655-11-W30 7655-11-W31	 	Giunto L esterno External L-joint Jonction en L externe Unión en L externa
	7656-10-W30 7656-10-W31	 	Giunto T destro Right T-joint Jonction en T droite Unión en T derecha
	7656-11-W30 7656-11-W31	 	Giunto T sinistro Left T-joint Jonction en T gauche Unión en T izquierda
	7657-10-W30 7657-10-W31	 	Giunto X X-joint Jonction en X Unión en X
	7658-10-W30 7658-10-W31	 	Giunto flessibile Flexible joint Jonction flexible Unión flexible

Square LKM accessories	Code	Colour	
	7604Q-10-W30 7604Q-10-W31		Giunto lineare elettrificato con contatti e blocco Electrified linear joint with contacts and lock Jonction linéaire électriifiée avec contacts et verrou Unión lineal electricificada con contactos y bloqueo
	7625-00-30 7625-00-31		Adattatore meccanico Mechanical adapter Adaptateur mécanique Adaptador mecánico
	7606-05-30 7606-05-31		Kit sospensione con cavo acciaio e piattina 120mm (2000 mm) Suspension kit with steel cable and plate 120mm (2000 mm) Kit de suspension avec câble en acier et platine 120mm (2000 mm) Kit de suspensión con cable de acero y plancha 120mm (2000 mm)
	7606-06-30 7606-06-30		Kit sospensione con cavo acciaio, piattina 60 mm e bloccacavo automatico (2000 mm) Suspension kit with steel cable, plate 60mm, and automatic cable lock (2000 mm) Kit de suspension avec câble en acier, platine 60mm et bloque-câble automatique (2000 mm) Kit de suspensión con cable de acero, plancha 60mm y sujeta-cable automático (2000 mm)
	7606-00-30 7606-00-31		Kit sospensione con cavo acciaio e piattina 60mm (2000 mm) Suspension kit with steel cable and plate 60mm (2000 mm) Kit de suspension avec câble en acier et platine 60mm (2000 mm) Kit de suspensión con cable de acero y plancha 60mm (2000 mm)
	7606-06-11XX		Kit sospensione con cavo acciaio, piattina 60mm, bloccacavo automatico e attacco a soffitto cromato (2000 mm) Suspension kit with steel cable, plate 60mm, automatic cable lock, and chrome ceiling mount (2000 mm) Kit de suspension avec câble en acier, platine 60mm, bloque-câble automatique et fixation au plafond chromée (2000 mm) Kit de suspensión con cable de acero, plancha 60mm, sujeta-cable automático y soporte de techo cromado (2000 mm)
	7659-00-W30 7659-00-W31		Terminale di chiusura End cap Embout de fermeture Terminal de cierre
	7606-04-00		Piattina (120 mm) Clamp (120 mm) Conducteur plat (120 mm) Conductor plano (120 mm)
	7609-00-00		Raccordo per adattatore elettromeccanico M10x1 M10x1 nut for electromechanical adapter Raccord M10x1 pour adaptateur électromécanique Conector M10x1 para adaptador electromecánico
	7607-00-00		Kit attacco soffitto Ceiling mounting kit Kit de fixation au plafond Kit de montaje al techo
	7624-00-30 7624-00-31		Copertura binario Track cover Couvercle de rail Cubierta de carril

*Need more than 50 pcs? Contact us!  
Più di 50 pz? Contattaci!*


# TRACK LKM 230 Vac - recessed

[TRACK]

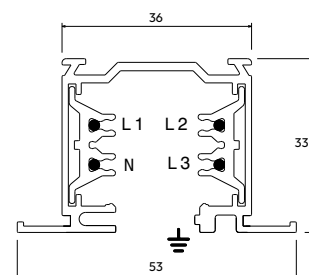
## LKM THREE-PHASE RECESSED TRACK

IP  
20

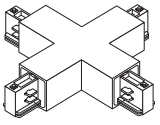

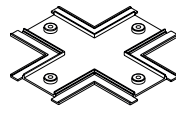

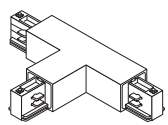


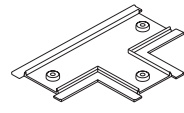

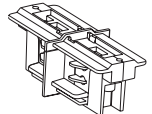

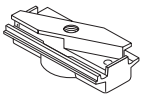

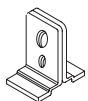
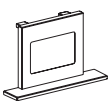

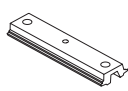

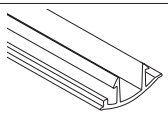

AC DIRECT  
220-240V



Code	Length (mm)	Colour
7512-10-30 7512-10-31	1000	Black White
7512-20-30 7512-20-31	2000	Black White
7512-30-30 7512-30-31	3000	Black White



Square LKM accessories	Code	Colour	
	7600-00-30 7600-00-31	 	Adattatore elettromeccanico 6A (portata 10Kg) Electromechanical adapter 6A (load capacity 10Kg) Adaptateur électromécanique 6A (Charge maximale 10Kg) Adaptador electromecánico 6A (Carga máxima 10Kg)
	7558-00-30 7558-00-31	 	Adattatore elettromeccanico 6A (portata 5Kg) Electromechanical adapter 6A (load capacity 5Kg) Adaptateur électromécanique 6A (Charge maximale 5Kg) Adaptador electromecánico 6A (Carga máxima 5Kg)
	7652-10-W30 7652-10-W30	 	Alimentazione destra Right power end feed Alimentation droite Alimentación derecha
	7652-11-W30 7652-11-W31	 	Alimentazione sinistra Left power end feed Alimentation gauche Alimentación izquierda
	84-04844-30 84-04844-31	 	Copertura alimentazione incasso Recessed power feed cover Couvercle d'alimentation encastrée Cubierta de alimentación empotrada
	7653-10-W30 7653-10-W31	 	Alimentazione centrale e giunto lineare Central power feed and linear joint Alimentation centrale et jonction linéaire Alimentación central y unión lineal
	84-04845-30 84-04845-31	 	Copertura alimentazione centrale incasso Recessed central power feed cover Couvercle d'alimentation centrale encastrée Cubierta de alimentación central empotrada
	7655-10-W30 7655-10-W31	 	Giunto L interno Internal L-joint Jonction en L interne Unión en L interna
	7655-11-W30 7655-11-W31	 	Giunto L esterno External L-joint Jonction en L externe Unión en L esterna
	84-04841A-30 84-04841A-31	 	Cover giunto L interno/esterno (Ordinare unitamente al codice 7655-) Cover for internal/external L-joint (To be ordered together with the code 7655-) Couvercle pour jonction en L interne/externe (Commander avec le code 7655-) Cubierta para unión en L interna/externa (Pedir junto con el código 7655-)


Square LKM accessories	Code	Colour	
	7657-10-W30 7657-10-W31		Giunto X X-joint Jonction en X Unión en X
	84-04842A-30 84-04842A-31		Cover giunto X (Ordinare unitamente al codice 7657-) Cover for X-joint (To be ordered together with the code 7657-) Couvercle pour jonction en X (Commander avec le code 7657-) Cubierta para unión en X (Pedir junto con el código 7657-)
	7656-10-W30 7656-10-W31		Giunto T destro Right T-joint Jonction en T droite Unión en T derecha
	7656-11-W30 7656-11-W31		Giunto T sinistro Left T-joint Jonction en T gauche Unión en T izquierda
	84-04840A-30 84-04840A-31		Cover giunto T destro/sinistro (Ordinare unitamente al codice 7656-) Cover for right/left T-joint (To be ordered together with the code 7656-) Couvercle pour jonction en T droite/gauche (Commander avec le code 7656-) Cubierta para unión en T derecha/izquierda (Pedir junto con el código 7656-)
	7604Q-10-W30 7604Q-10-W31		Giunto lineare elettrificato con contatti e blocco Electrified linear joint with contacts and lock Jonction linéaire électrifiée avec contacts et verrou Unión lineal electrificada con contactos y bloqueo
	7625-00-30 7625-00-31		Adattatore meccanico Mechanical adapter Adaptateur mécanique Adaptador mecánico
	7664-00-48		Sospensione per controsoffitto Suspension for false ceiling Suspension pour faux plafond Suspensión para falso techo
	7659I-00-W30 7659I-00-W31		Terminale di chiusura End cap Embout de fermeture Terminal de cierre
	7606-04-00		Piattina (120 mm) Clamp (120 mm) Conducteur plat (120 mm) Conductor plano (120 mm)
	7609-00-00		Raccordo per adattatore elettromeccanico M10x1 M10x1 nut for electromechanical adapter Raccord M10x1 pour adaptateur électromécanique Conector M10x1 para adaptador electromecánico
	7624-00-30 7624-00-31		Copertura binario Track cover Couvercle de rail Cubierta de carril

*Need more than 50 pcs? Contact us!  
Più di 50 pz? Contattaci!*

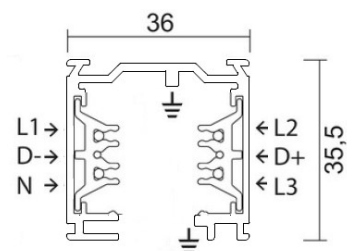
## LKM DALI THREE-PHASE SQUARE TRACK

IP  
20

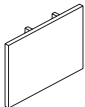

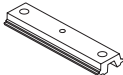

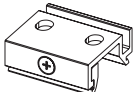
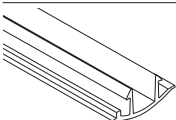

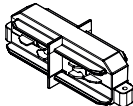

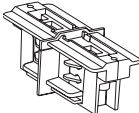

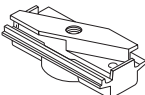

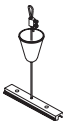





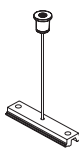
AC DIRECT  
220-240V



Code	Length (mm)	Colour
7540-10-30 7540-10-31	1000	Black White
7540-20-30 7540-20-31	2000	Black White
7540-30-30 7540-30-31	3000	Black White



Dali square LKM accessories	Code	Colour	
	7541-10-W30 7541-10-W31	 	Alimentazione destra Right power end feed Alimentation droite Alimentación derecha
	7541-11-W30 7541-11-W31	 	Alimentazione sinistra Left power end feed Alimentation gauche Alimentación izquierda
	7542-10-W30 7542-10-W31	 	Alimentazione centrale e giunto lineare Central power feed and linear joint Alimentation centrale et jonction linéaire Alimentación central y unión lineal
	7543-10-W30 7543-10-W31	 	Giunto L interno Internal L-joint Jonction en L interne Unión en L interna
	7543-11-W30 7543-11-W31	 	Giunto L esterno External L-joint Jonction en L externe Unión en L externa
	7544-10-W30 7544-10-W31	 	Giunto T destro Right T-joint Jonction en T droite Unión en T derecha
	7544-11-W30 7544-11-W31	 	Giunto T sinistro Left T-joint Jonction en T gauche Unión en T izquierda
	7545-10-W30 7545-10-W31	 	Giunto X X-joint Jonction en X Unión en X

Dali square LKM accessories	Code	Colour	
	7659D-00-W30 7659D-00-W31		Terminale di chiusura End cap Embout de fermeture Terminal de cierre
	7606-04-00		Piattina Flat conductor Conducteur plat Conductor plano
	7609-00-00		Raccordo per adattatore elettromeccanico M10x1 M10x1 nut for electromechanical adapter Raccord M10x1 pour adaptateur électromécanique Conector M10x1 para adaptador electromecánico
	7607-00-00		Kit attacco soffitto Ceiling mounting kit Kit de fixation au plafond Kit de montage al techo
	7624-00-W30 7624-00-W31		Copertura binario (1000 mm) Track cover (1000 mm) Couvercle de rail (1000 mm) Cubierta de carril (1000 mm)
	7548Q-10-W30 7548Q-10-W31		Giunto lineare elettrificato con contatti e blocco Electrified linear joint with contacts and lock Jonction linéaire électriée avec contacts et verrou Unión lineal electrificada con contactos y bloqueo
	7549-10-W30 7549-10-W31		Giunto lineare con blocco senza contatti (solo meccanico) Linear joint with lock (mechanical only, without contacts) Jonction linéaire avec verrou (uniquement mécanique, sans contacts) Unión lineal con bloqueo (solo mecánica, sin contactos)
	7625-00-30 7625-00-31		Adattatore meccanico Mechanical adapter Adaptateur mécanique Adaptador mecánico
	7606-05-30 7606-05-31		Kit sospensione con cavo acciaio e piattina 120mm (2000 mm) Suspension kit with steel cable and plate 120mm (2000 mm) Kit de suspension avec câble en acier et platine 120mm (2000 mm) Kit de suspensión con cable de acero y plancha 120mm (2000 mm)
	7606-06-30 7606-06-31		Kit sospensione con cavo acciaio, piattina 60 mm e bloccacavo automatico (2000 mm) Suspension kit with steel cable, plate 60mm, and automatic cable lock (2000 mm) Kit de suspension avec câble en acier, platine 60mm et bloque-câble automatique (2000 mm) Kit de suspensión con cable de acero, plancha 60mm y sujeta-cable automático (2000 mm)
	7606-00-30 7606-00-31		Kit sospensione con cavo acciaio e piattina 60mm (2000 mm) Suspension kit with steel cable and plate 60mm (2000 mm) Kit de suspension avec câble en acier et platine 60mm (2000 mm) Kit de suspensión con cable de acero y plancha 60mm (2000 mm)
	7606-06-11XX		Kit sospensione con cavo acciaio, piattina 60mm, bloccacavo automatico e attacco a soffitto cromato (2000 mm) Suspension kit with steel cable, plate 60mm, automatic cable lock, and chrome ceiling mount (2000 mm) Kit de suspension avec câble en acier, platine 60mm, bloque-câble automatique et fixation au plafond chromée (2000 mm) Kit de suspensión con cable de acero, plancha 60mm, sujeta-cable automático y soporte de techo cromado (2000 mm)

*Need more than 50 pcs? Contact us!  
Più di 50 pz? Contattaci!*

# TRACK 48Vdc




[TRACK]

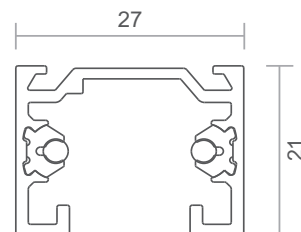
48V DC SQUARE TRACK

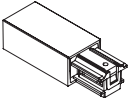


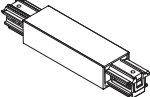

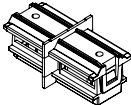

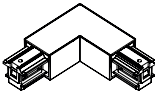


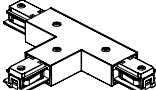


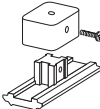





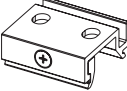


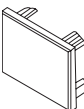

IP  
20

48V<sub>dc</sub>



Code	Length (mm)	Colour
6445-10-16	1000	Black 
6445-20-16	2000	Black 
6445-30-16	3000	Black 



48V DC square track accessories	Code	Colour	
	6451-10-30		Alimentazione destra Right power feed Alimentation droite Alimentación derecha
	6451-11-30		Alimentazione sinistra Left power feed Alimentation gauche Alimentación izquierda
	6452-00-30		Alimentazione centrale Central power feed Alimentation centrale Alimentación central
	6453-00-30		Giunto lineare Linear joint Jonction linéaire Unión lineal
	6455-10-30		Giunto L interno Internal L-joint Jonction en L interne Unión en L interna
	6455-11-30		Giunto L esterno External L-joint Jonction en L externe Unión en L externa
	6464-10-30		Giunto T destro Right T-joint Jonction en T droite Unión en T derecha
	6464-11-30		Giunto T sinistro Left T-joint Jonction en T gauche Unión en T izquierda
	6459-20-30		Kit soffitto/parete a coppia Ceiling/wall mounting kit (pair) Kit de fixation plafond/mur par paire Kit de montaje techo/pared por pareja
	6458-06-30		Kit sospensione con cavo acciaio, piattina e bloccacavo automatico (2000 mm) Suspension kit with steel cable, plate, and automatic cable lock (2000 mm) Kit de suspension avec câble en acier, platine et bloque-câble automatique (2000 mm) Kit de suspensión con cable de acero, plancha y sujeta-cable automático (2000 mm)
	6458-00-30		Kit sospensione con cavo acciaio e piattina Suspension kit with steel cable and plate Kit de suspension avec câble en acier et platine Kit de suspensión con cable de acero y plancha
	6463-00-00		Kit attacco soffitto Ceiling mounting kit Kit de fixation au plafond Kit de montaje al techo
	6461-00-30		Copertura binario (1000 mm) Track cover (1000 mm) Couvercle de rail (1000 mm) Cubierta de carril (1000 mm)
	6460-00-30		Chiusura End cap Embout de fermeture Terminal de cierre

*Need more than 50 pcs? Contact us!  
Più di 50 pz? Contattaci!*

# NANOPERFETTO

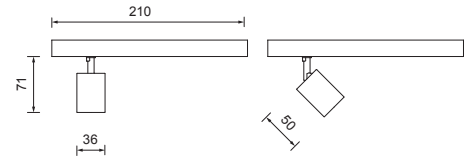
[TRACKLIGHTS 48VDC]

## NANOPERFETTO 48V PWM



### Lighting data

Watt	lm <sup>1</sup>
7,3W	656



Code	CCT	Beam (°)	Colour
752-789CW-16	2700K	38	Black
752-789BW-16	3000K	38	Black

<sup>1</sup> Product real lumen based on CCT at 4000K

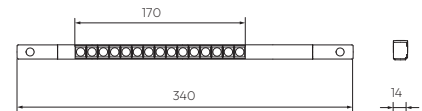
# MINIROOLER

## MINIROOLER 48V PWM



### Lighting data

Watt	lm <sup>1</sup>
17	1320



Code	CCT	Beam (°)	Colour
471-019CW-30	2700K	50	Black
471-019BW-30	3000K	50	Black

<sup>1</sup> Product real lumen based on CCT at 4000K



*Need more than 20 pcs? Contact us!  
Più di 20 pz? Contattaci!*

# MICROPERFETTO

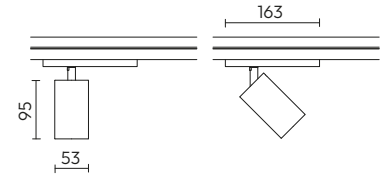
[TRACKLIGHTS 220VAC]

## MICROPERFETTO LKM REFLECTOR



### Lighting data

Watt	lm <sup>1</sup>
26	1918



Code	CCT	Beam (°)	Colour
760-169BX-16	3000K	30	Black
760-169BX-21	3000K	30	White
760-169AX-16	4000K	30	Black
760-169AX-21	4000K	30	White

<sup>1</sup> Product real lumen based on CCT at 4000K

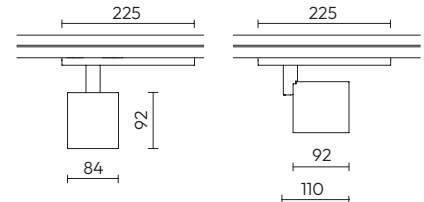
# PERFETTO PURO

## PERFETTO PURO LKM Reflector



### Lighting data

Watt	lm <sup>1</sup>
32	3852
37	4556



Code	CCT	Watt	Beam (°)	Colour
770-069BX-16	3000K	32	30	Black
770-069BX-21	3000K	32	30	White
770-069BV-16	3000K	32	55	Black
770-069BV-21	3000K	32	55	White
770-069AV-16	4000K	32	55	Black
770-069AV-21	4000K	32	55	White
770-269BX-16	3000K	37	30	Black
770-269BX-21	3000K	37	30	White
770-269BV-16	3000K	37	55	Black
770-269BV-21	3000K	37	55	White

<sup>1</sup> Product real lumen based on CCT at 4000K

*Need more than 50 pcs? Contact us!  
Più di 50 pz? Contattaci!*

# PERFETTO PURO ZOOM

[TRACKLIGHTS 220VAC]




PERFETTO PURO LKM ZOOM MULTIPOWER

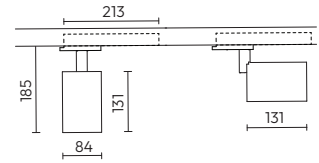


Code  
709-369B-16  
709-369B-21  
709-369A-16  
709-369A-21

#### Lighting data

Watt<sup>2</sup> from 13 to 29 | lm<sup>1</sup> 3047 | Beam (°) 13°-49°

CCT	Colour
3000K	Black 
3000K	White 
4000K	Black 
4000K	White 




<sup>1</sup> Product real lumen based on CCT at 4000K

<sup>2</sup> The group of switches Dip Switch allows the selection of different steps of wattage **(13-15-17-19-21-23-25-27-29W)**

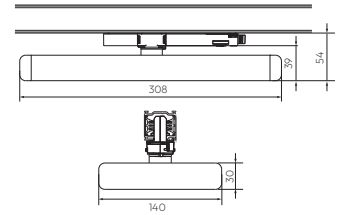


Need more than 20 pcs? Contact us!  
Più di 20 pz? Contattaci!



### Lighting data

Watt	lm <sup>1</sup>
33	3649



Code	CCT	Beam (°)	Control	Shade Col.	Body Colour
801-169BVOO-3030	3000K	55	on/off	Black	Black
801-169BUOO-3030	3000K	65	on/off	Black	Black
801-169AVOO-3030	4000K	55	on/off	Black	Black
801-169AUOO-3030	4000K	65	on/off	Black	Black

<sup>1</sup> Product real lumen based on CCT at 4000K

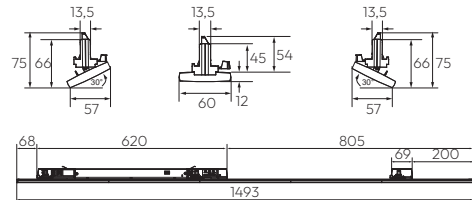
# ZITO

## ZITO 1.0



### Lighting data

Watt	lm <sup>1</sup>	Control	Length (m)
50	8091	Dali	1,5



Code	Beam (°)	CCT
ZITO1A-3CL15DA	30	3000K
ZITO1A-3NL15DA	30	4000K
ZITO1A-6CL15DA	60	3000K
ZITO1A-6NL15DA	60	4000K
ZITO1A-9CL15DA	90	3000K
ZITO1A-9NL15DA	90	4000K

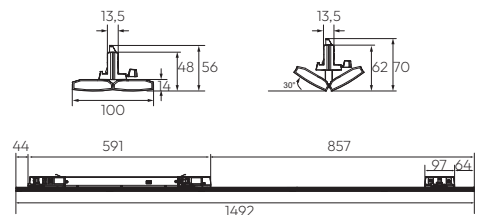
<sup>1</sup> Product real lumen based on CCT at 4000K

## ZITO 2.0



### Lighting data

Watt	lm <sup>1</sup>	Control	Length (m)
50	8203	Dali	1,5




Code	Beam (°)	CCT
ZITO2A-8CL15DA	20x90	3000K
ZITO2A-8NL15DA	20x90	4000K

<sup>1</sup> Product real lumen based on CCT at 4000K

*Need more than 20 pcs? Contact us!  
Più di 20 pz? Contattaci!*

## EDGElight PANEL 60-60

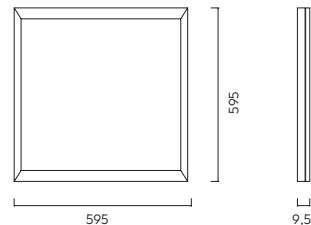


Code  
ON/OFF


Lighting data

15001-IO

CCT	Power (W)	lm
4000K	40	4000



## EDGElight PANEL 120-30

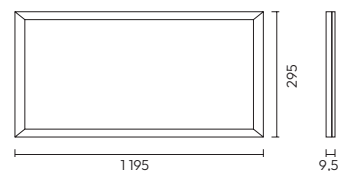


Code  
ON/OFF

Lighting data

15031-IO

CCT	Power (W)	lm
4000K	40	4000

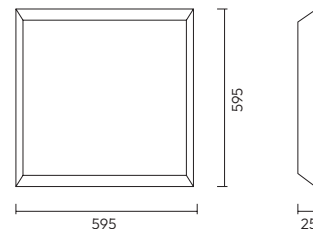


*Need more than 20 pcs? Contact us!  
Più di 20 pz? Contattaci!*

## BACKLIGHT PANEL 60-60




Code ON/OFF	Lighting data		
	CCT	Power (W)	lm
15246-IO	3000K	40	3800
15247-IO	4000K	40	4180



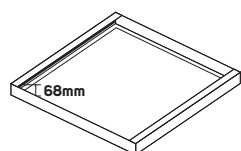
## BACKLIGHT PANEL 120-30



Code ON/OFF	Lighting data		
	CCT	Power (W)	lm
15265-IO	4000K	40	4180



### Accessories



#### Backlight 120-30

18028

#### Backlight 60-60

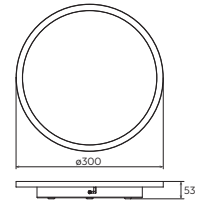
- Case a plafone 68 mm
  - Surface-mounted case 68 mm
  - Boîtier en saillie 68 mm
  - Carcasa de superficie 68 mm
- 18026
- Case a plafone 68 mm
  - Surface-mounted case 68 mm
  - Boîtier en saillie 68 mm
  - Carcasa en superficie 68 mm

*Need more than 20 pcs? Contact us!  
Più di 20 pz? Contattaci!*

### PIECE 300



90°



Code  
**PCR-IPP30BLOOD1**

#### Lighting data

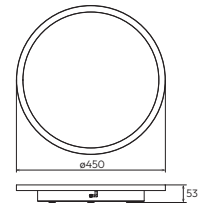
Lighting data	Watt	lm <sup>1</sup>	CCT	Colour	Control
mono-emission	21	2070	3000 K	White	On/Off

<sup>1</sup> Product real lumen based on CCT at 4000K

### PIECE 450



90°



Code  
**PCR-IPP30BLOOD2**

#### Lighting data

Lighting data	Watt	lm <sup>1</sup>	CCT	Colour	Control
mono-emission	30	3431	3000 K	White	On/Off

<sup>1</sup> Product real lumen based on CCT at 4000K





*Need more than 30 pcs? Contact us!  
Più di 30 pz? Contattaci!*

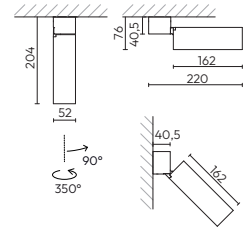
## MINIPERFETTO BASE PHASE-CUT



### Lighting data

Watt	lm <sup>1</sup>
9	1030

Code	CCT	Beam (°)	Colour
748-129BY-16	3000K	24	Black 
748-129BY-21	3000K	24	White 



<sup>1</sup> Product real lumen based on CCT at 4000K




*Need more than 20 pcs? Contact us!  
Più di 20 pz? Contattaci!*

PERFETTO-IN 50 WITH LENS



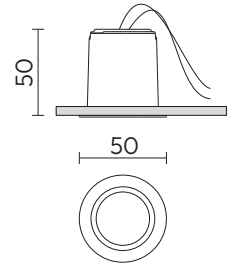
Ø43mm



Lighting data

Watt	mA	lm <sup>1</sup>
6	500	562

Code	CCT	Beam (°)	(4) Colour
225-039CWN-21	2700K	38	White <input type="checkbox"/>
225-039BWN-21	3000K	38	White <input type="checkbox"/>



<sup>1</sup>Product real lumen based on CCT at 4000K  
<sup>2</sup>Driver to be ordered separately



*Need more than 30 pcs? Contact us!  
 Più di 30 pz? Contattaci!*

PERFETTO-IN 70



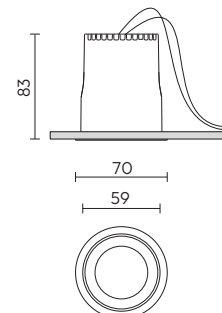
Ø64mm



Lighting data

Watt	mA	lm <sup>1</sup>
6	180	526
9	250	749
12	350	987

Code	CCT	Beam (°)	Colour
262-039BNX-16	3000K	38	Black
262-039BNX-21	3000K	38	White



<sup>1</sup>Product real lumen based on CCT at 4000K  
Driver to be ordered separately

PERFETTO-IN 90



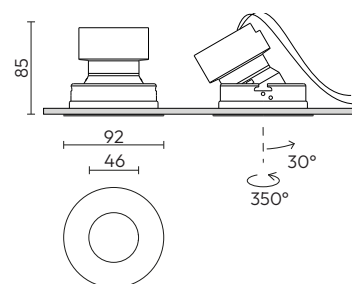
Ø84mm



Lighting data

Watt	mA	lm <sup>1</sup>
6	180	508
9	250	723
12	350	953
18	500	1322

Code	CCT	Beam (°)	Colour
263-039BXN-21	3000K	38	White



<sup>1</sup>Product real lumen based on CCT at 4000K  
Driver to be ordered separately

*Need more than 30 pcs? Contact us!  
Più di 30 pz? Contattaci!*

LIRO DIFFUSE LIGHT

**IP**  
**20**

YEARS WARRANTY  
**5**

**CRI**  
**90**

**DALI**

AC DIRECT  
**220-240V**

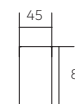

**UGR**  
**<19**

prismatic

Lighting data




Length (mm)	Watt		lm <sup>1</sup>	
	Down	Up	Down	Up
1134	33	7	3710	990
1693	50	11	5565	1584
2252	66	15	7420	2079




Code	Emission	Beam	Installation	CCT	Colour	Control	Dimension (mm)
LI-2PS30NEOOL1	up/down	Prismatic	Suspension	3000K	Black	On/off	1134
LI-2PS30BIOOL1	up/down	Prismatic	Suspension	3000K	White	On/off	1134
LI-2PS40NEOOL1	up/down	Prismatic	Suspension	4000K	Black	On/off	1134
LI-2PS40BIOOL1	up/down	Prismatic	Suspension	4000K	White	On/off	1134
LI-2PS30NEDAL3	up/down	Prismatic	Suspension	3000K	Black	Dali	1693
LI-2PS40NEDAL3	up/down	Prismatic	Suspension	4000K	Black	Dali	1693
LI-2PS30NEDAL5	up/down	Prismatic	Suspension	3000K	Black	Dali	2252
LI-2PS40NEDAL5	up/down	Prismatic	Suspension	4000K	Black	Dali	2252

<sup>1</sup> Product real lumen based on CCT at 4000K



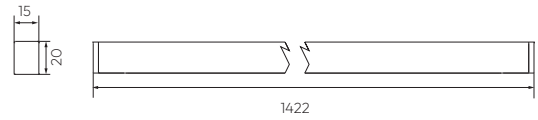
*Need more than 20 pcs? Contact us!*  
*Più di 20 pz? Contattaci!*

TRATTO M



Lighting data

Length (mm)	Watt	mA	lm <sup>1</sup>
1422	18,8	560	2342



Code	Emission	Beam (°)	CCT	Installation	Shade Colour	Body Colour
TRC-1SP30NEL3	Mono-emission	30	3000K	Ceiling	Black	Black
TRC-1SP30BIL3	Mono-emission	30	3000K	Ceiling	Black	White
TRC-1SS30NEL3	Mono-emission	30	3000K	Suspension	Black	Black
TRC-1SS30BIL3	Mono-emission	30	3000K	Suspension	Black	White

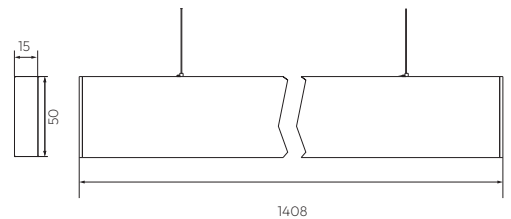
<sup>1</sup>Product real lumen based on CCT at 4000K  
Driver to be ordered separately

TRATTO B




Lighting data

Length (mm)	Watt		mA		lm <sup>1</sup>	
	Down	Up	Down	Up	Down	Up
1408	18,8	13,4	560	400	2342	1680



Code	Emission	Beam (°)	CCT	Installation	Shade Colour	Body Colour
TRC-2SS30NEL3	Bi-emission	30	3000K	Suspension	Black	Black
TRC-2SS30BIL3	Bi-emission	30	3000K	Suspension	Black	White

<sup>1</sup>Product real lumen based on CCT at 4000K  
Driver to be ordered separately




Need more than 20 pcs? Contact us!  
Più di 20 pz? Contattaci!

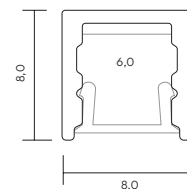


Profilo + diffusore + tappi (1 chiuso e 1 aperto) + mollette  
 Profile + diffuser + caps (1 closed and 1 open) + clips  
 Profilé + diffuseur + embouts (1 fermé et 1 ouvert) + ressorts de fixation  
 Perfil + difusor + tapas (1 cerrada y 1 abierta) + clips de fijación


0808



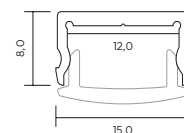
Code	Diffuser	Colour	Length (mm)
0808-O00L20	Opal	Aluminium	2000



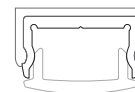
1508/1510





Code	Diffuser	Colour	Length (mm)
1508-O00L20	Opal	Aluminium	2000
1510-O00L20	Opal	Aluminium	2000
1510-T00L20	Transparent	Aluminium	2000



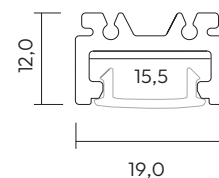
1510 with clip



1912



Code	Diffuser	Colour	Length (mm)
1912-O00L20	Opal	Aluminium	2000
1912-O00L30	Opal	Aluminium	3000
1912-O01L20	Opal	White	2000
1912-O01L30	Opal	White	3000
1912-O02L20	Opal	Black	2000



Need more than 50 pcs? Contact us!  
 Più di 50 pz? Contattaci!

## [LINEAR PROFILES]

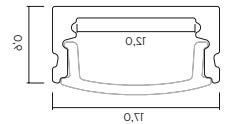


Profilo + diffusore + 4 tappi + 4 mollette  
 Profile + diffuser + 4 end caps + 4 spring clips  
 Profilé + diffuseur + 4 embouts + 4 ressorts  
 Perfil + difusor + 4 tapones + 4 clips

38



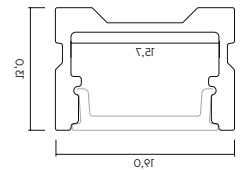
Code	Diffuser	Length (mm)	Colour
K7382-S04-4262	Opal	2000	Aluminium
K7382-S04-3162	Opal	2000	White
K7384-S04-4262	Opal	3000	Aluminium
K7384-S04-3162	Opal	3000	White



42



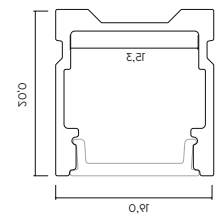
Code	Diffuser	Length (mm)	Colour
K7422-04-4262	Opal	2000	Aluminium
K7422-04-3162	Opal	2000	White



43



Code	Diffuser	Length (mm)	Colour
K7432-04-4262	Opal	2000	Aluminium
K7432-04-3162	Opal	2000	White



Adatto per Strip 220V  
 Suitable for 220V LED strips  
 Adapté aux rubans LED 220V  
 Apto para tiras LED de 220V

*Need more than 50 pcs? Contact us!  
 Più di 50 pz? Contattaci!*

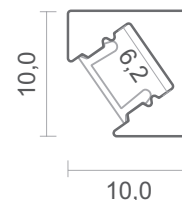


Profilo + diffusore + tappi (1 chiuso e 1 aperto) + mollette  
 Profile + diffuser + caps (1 closed and 1 open) + clips  
 Profilé + diffuseur + embouts (1 fermé et 1 ouvert) + ressorts de fixation  
 Perfil + difusor + tapas (1 cerrada y 1 abierta) + clips de fijación


### 1010



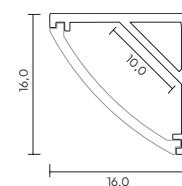
Code	Diffuser	Colour	Length (mm)
1010-O00L20	Opal	Aluminium	2000



### 1616R



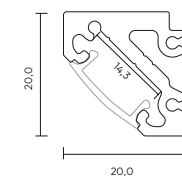
Code	Diffuser	Colour	Length (mm)
1616-DL20	Opal	Aluminium	2000



### 2020



Code	Diffuser	Colour	Length (mm)
2020-O00L20	Opal	Aluminium	2000
2020-O01L20	Opal	White	2000
2020-O02L20	Opal	Black	2000



Need more than 50 pcs? Contact us!  
 Più di 50 pz? Contattaci!

## [LINEAR PROFILES]

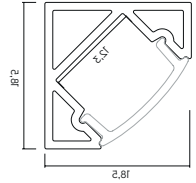


Profilo + diffusore + 4 tappi + 4 mollette  
 Profile + diffuser + 4 end caps + 4 spring clips  
 Profilé + diffuseur + 4 embouts + 4 ressorts  
 Perfil + difusor + 4 tapones + 4 clips

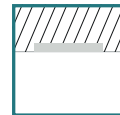
40



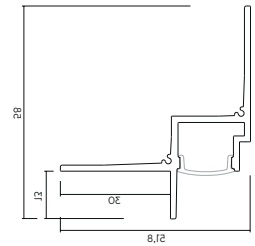
Code	Diffuser	Length (mm)	Colour
K7402-C04-4262	Opal	2000	Aluminium
K7402-C04-3162	Opal	2000	White
K7404-C04-4262	Opal	3000	Aluminium
K7404-C04-3162	Opal	3000	White



44



Code	Diffuser	Length (mm)	Colour
K7443-R04-3147	Semitransparent	3000	White



Need more than 50 pcs? Contact us!  
 Più di 50 pz? Contattaci!

# RECESSED TRIM

[LINEAR PROFILES]

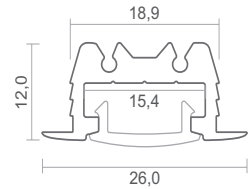



Profilo + diffusore + tappi (1 chiuso e 1 aperto) + mollette  
 Profile + diffuser + caps (1 closed and 1 open) + clips  
 Profilé + diffuseur + embouts (1 fermé et 1 ouvert) + ressorts de fixation  
 Perfil + difusor + tapas (1 cerrada y 1 abierta) + clips de fijación

2612



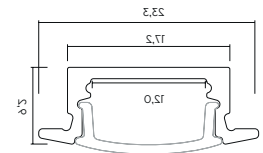
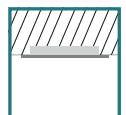
Code	Diffuser	Colour	Length (mm)
2612-O00L20	Opal	Aluminium	2000
2612-O01L20	Opal	White	2000



39



Code	Diffuser	Length (mm)	Colour
K7392-R04-4262	Opal	2000	Aluminium
K7392-R04-3162	Opal	2000	White

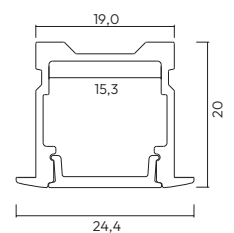
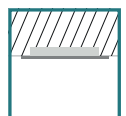


Profilo + diffusore + 4 tappi + 4 mollette  
 Profile + diffuser + 4 end caps + 4 spring clips  
 Profilé + diffuseur + 4 embouts + 4 ressorts  
 Perfil + difusor + 4 tapones + 4 clips

45



Code	Diffuser	Length (mm)	Colour
K7452-04-4262	Opal	2000	Aluminium





Need more than 50 pcs? Contact us!  
 Più di 50 pz? Contattaci!

# RECESSED TRIMLESS

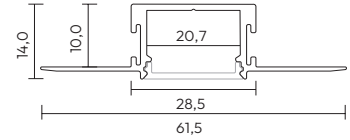
[LINEAR PROFILES]

Profilo + diffusore + tappi (1 chiuso e 1 aperto)  
Profile + diffuser + caps (1 closed and 1 open)  
Profilé + diffuseur + embouts (1 fermé et 1 ouvert)  
Perfil + difusor + tapas (1 cerrada y 1 abierta)

6214

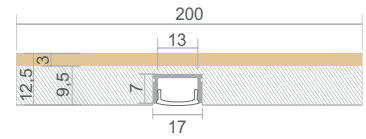


Code	Diffuser	Colour	Length (mm)
6214-O00L20	Opal	Aluminium	2000
6214-O00L30	Opal	Aluminium	3000



Need more than 50 pcs? Contact us!  
Più di 50 pz? Contattaci!


## 1707 DRYWALL STANDARD



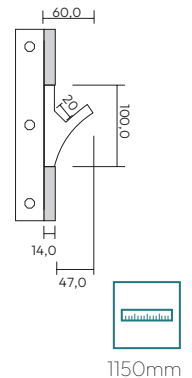
Code	Diffuser	Plastboard	Length (mm)
1707-OSTL20	Opal	Standard	2000

# XPS

## ARCHITECTURAL PROFILE 10060 - XPS



Code	Description
P10060	<p>Materiale XPS. Rivestimento in resina acrilica. Larghezza massima vano LED 20mm (1 strip LED).</p> <p>XPS material. Acrylic resin coating. Maximum LED compartment width 20mm (1 LED strip).</p> <p>Matériau XPS. Revêtement en résine acrylique. Largeur maximale du logement LED : 20 mm (1 rubans LED).</p> <p>Material XPS. Revestimiento en resina acrílica. Ancho máximo del alojamiento LED: 20 mm (1 tiras LED).</p>



Recommended profile: I510

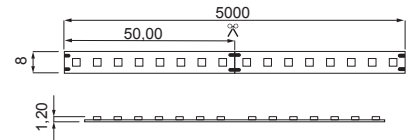
*Need more than 10 pcs? Contact us!*  
*Più di 10 pz? Contattaci!*



## Strip black - 160LED/m 10W/m IP20



Code	lm/m*	CCT	Energy class
06799	1517	2700K	
06805	1585	3000K	
06809	1687	4000K	

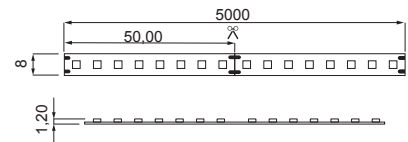


\*Real lumen

## Strip black - 160LED/m 16,5W/m IP20



Code	lm/m*	CCT	Energy class
06817	2394	2700K	
06821	2502	3000K	
06825	2663	4000K	

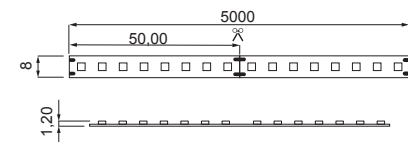


\*Real lumen

## Strip black - 160LED/m 25W/m IP20



Code	lm/m*	CCT	Energy class
06833	3959	2700K	
06835	4097	3000K	

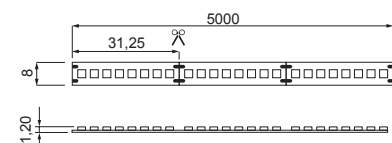


\*Real lumen

## Strip black - 224LED/m 6W/m IP20



Code	lm/m*	CCT	Energy class
06845	798	2700K	
06849	833	3000K	
06853	887	4000K	



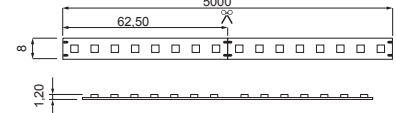
\*Real lumen

Need more than 30 pcs? Contact us!  
Più di 30 pz? Contattaci!

## Strip business 2.0 - 128LED/m 10W/m IP20



Code	lm/m*	CCT	Energy class
06701	1382	2700K	E A
06711	1444	3000K	E A
06719	1537	4000K	D A

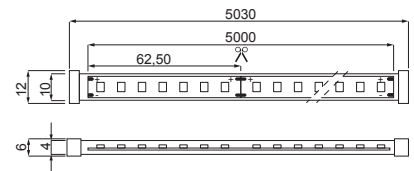


\*Real lumen

## Strip business 2.0 - 128LED/m 10W/m IP65



Code	lm/m*	CCT
06713	1444	3000K
06721	1537	4000K

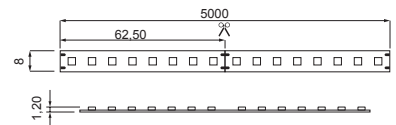


\*Real lumen

## Strip business 2.0 - 128LED/m 16,5W/m IP20



Code	lm/m*	CCT	Energy class
06735	2243	3000K	E A
06743	2388	4000K	E A



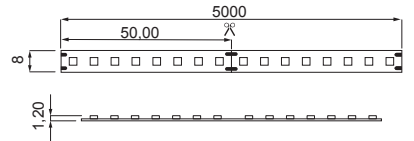
\*Real lumen

Need more than 30 pcs? Contact us!  
Più di 30 pz? Contattaci!

Strip business 2.0 - 160LED/m 10W/m IP20



Code	lm/m*	CCT	Energy class
06775	1404	2700K	E A
06804	1467	3000K	D A
06808	1562	4000K	D A



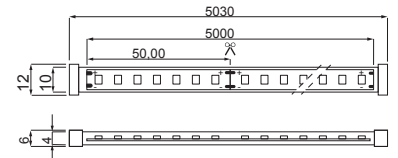
IP 20 CRI 90 5 R9 50 24V<sub>dc</sub> 3 MacAdam STEPS LED SMD 2835 5m

\*Real lumen

Strip business 2.0 - 160LED/m 10W/m IP65



Code	lm/m*	CCT
06806	1467	3000K
06810	1562	4000K



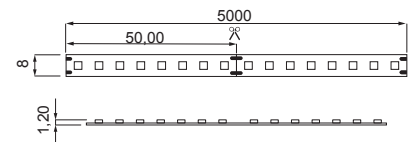
IP 65 CRI 90 2 R9 50 24V<sub>dc</sub> 3 MacAdam STEPS LED SMD 2835 5m

\*Real lumen

Strip business 2.0 - 160LED/m 16,5W/m IP20



Code	lm/m*	CCT	Energy class
06816	2216	2700K	E A
06820	2316	3000K	E A
06824	2465	4000K	D A



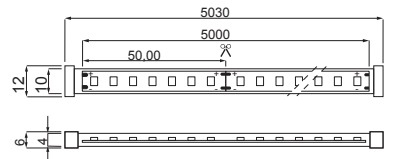
IP 20 CRI 90 5 R9 50 24V<sub>dc</sub> 3 MacAdam STEPS LED SMD 2835 5m

\*Real lumen

Strip business 2.0 - 160LED/m 16,5W/m IP65



Code	lm/m*	CCT
06818	2216	2700K
06822	2316	3000K
06826	2465	4000K



IP 65 CRI 90 2 R9 50 24V<sub>dc</sub> 3 MacAdam STEPS LED SMD 2835 5m

\*Real lumen

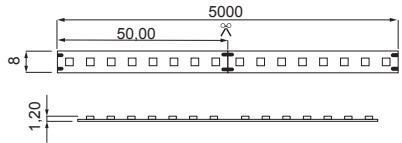
Need more than 30 pcs? Contact us!  
 Più di 30 pz? Contattaci!

[STRIPLED / STATIC WHITE]

Strip business 2.0 - 160LED/m 25W/m IP20



Code	lm/m*	CCT	Energy class
06834	3793	3000K	
06836	4050	4000K	

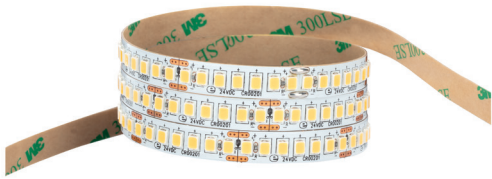


\*Real lumen



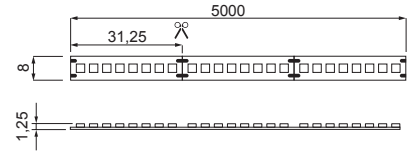
Need more than 30 pcs? Contact us!  
Più di 30 pz? Contattaci!

Strip business 2.0 - 224LED/m 6W/m IP20



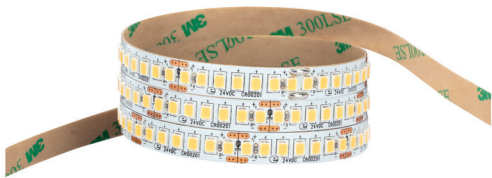
Code	lm/m*	CCT	Energy class
06844	754	2700K	E
06848	788	3000K	E
06852	839	4000K	E

IP 20 CRI 90 5 R9 50 24V<sub>dc</sub> 3 MacAdam STEPS LED SMD 2835 5m



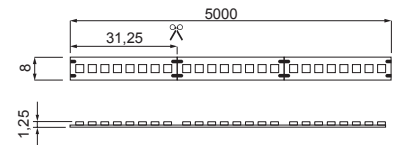
\*Real lumen

Strip business 2.0 - 224LED/m 10W/m IP20



Code	lm/m*	CCT	Energy class
06860	1292	2700K	E
06864	1349	3000K	D
06868	1437	4000K	D

IP 20 CRI 90 5 R9 50 24V<sub>dc</sub> 3 MacAdam STEPS LED SMD 2835 5m



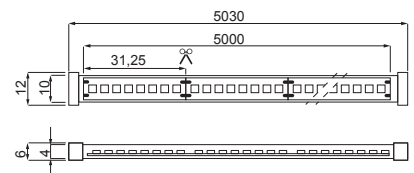
\*Real lumen

Strip business 2.0 - 224LED/m 10W/m IP65



Code	lm/m*	CCT
06866	1349	3000K
06870	1437	4000K

IP 65 CRI 90 2 R9 50 24V<sub>dc</sub> 3 MacAdam STEPS LED SMD 2835 5m



\*Real lumen

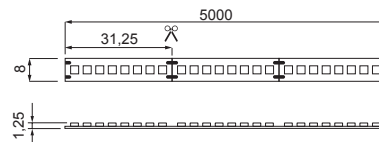
Need more than 30 pcs? Contact us!  
Più di 30 pz? Contattaci!

**Strip business 2.0 - 224LED/m 16,5W/m IP20**



Code	lm/m*	CCT	Energy class
06876	2100	2700K	E
06880	2195	3000K	E
06884	2336	4000K	D

IP 20
CRI 90
5
R9 50
24V<sub>dc</sub>
3 MacAdam STEPS
LED SMD 2835
5m



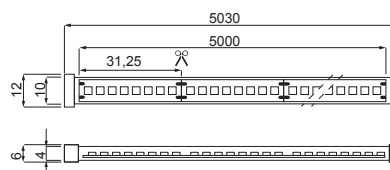
\*Real lumen

**Strip business 2.0 - 224LED/m 16,5W/m IP65**



Code	lm/m*	CCT
06882	2195	3000K
06886	2336	4000K

IP 65
CRI 90
2
R9 50
24V<sub>dc</sub>
3 MacAdam STEPS
LED SMD 2835
5m



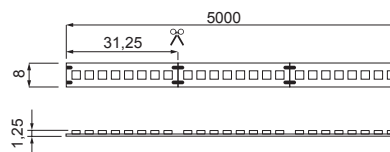
\*Real lumen

**Strip business 2.0 - 224LED/m 25W/m IP20**



Code	lm/m*	CCT	Energy class
06892	3073	2700K	E
06894	3210	3000K	E
06896	3418	4000K	D

IP 20
CRI 90
5
R9 50
24V<sub>dc</sub>
3 MacAdam STEPS
LED SMD 2835
5m



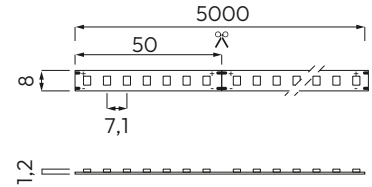
\*Real lumen

*Need more than 30 pcs? Contact us!  
Più di 30 pz? Contattaci!*

## Strip Efficient 210 LED/m 14W/m IP20



Code	lm/m*	CCT	Energy class
06785	1876	2700K	E A
06786	2004	3000K	E A
06787	2037	4000K	E A



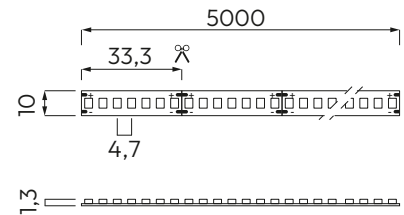
IP 20
CRI 80
5
24V<sub>dc</sub>
3 MacAdam STEPS
LED SMD 2835
5m

\*Real lumen

## Strip Efficient 210 LED/m 19,2W/m IP20



Code	lm/m*	CCT	Energy class
06715	2680	2700K	E A
06716	2864	3000K	D A
06717	2911	4000K	D A



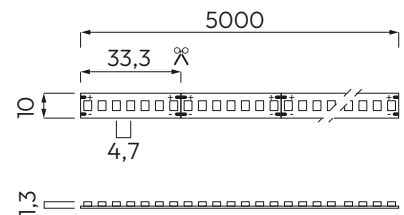
IP 20
CRI 85
5
24V<sub>dc</sub>
3 MacAdam STEPS
LED SMD 2835
5m

\*Real lumen

## Strip Efficient 210 LED/m 22W/m IP20



Code	lm/m*	CCT	Energy class
06723	3081	2700K	E A
06724	3293	3000K	D A
06725	3346	4000K	D A



IP 20
CRI 85
5
24V<sub>dc</sub>
3 MacAdam STEPS
LED SMD 2835
5m

\*Real lumen

Need more than 30 pcs? Contact us!  
Più di 30 pz? Contattaci!

# 24VDC

[STRIPILED / LONG DISTANCE]

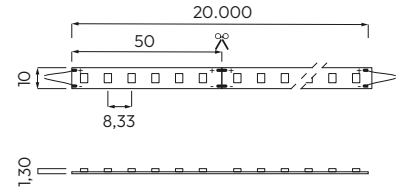
## REEL LENGTH 20m

### Strip 24Vdc 120LED/m 12W/m IP20



Code	lm/m*	CCT
05900	1599	3000K
05901	1741	4000K

Energy class



\*Real lumen

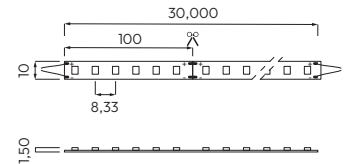
# 48VDC

## REEL LENGTH 30m

### Strip 48Vdc 130LED/m 9,6W/m IP20



Code	lm/m*	CCT
SE-AG27A8A4L5	927	2700K
SE-AG30A8A4L5	949	3000K
SE-AG40A8A4L5	960	4000K

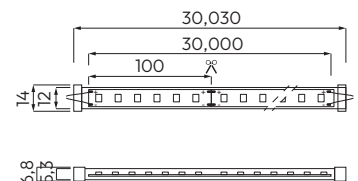


\*Real lumen

### Strip 48Vdc 130LED/m 9,6W/m IP67



Code	lm/m*	CCT
SE-AG27A8C4L5	927	2700K
SE-AG30A8C4L5	949	3000K
SE-AG40A8C4L5	960	4000K



\*Real lumen

Need more than 10 pcs? Contact us!  
 Più di 10 pz? Contattaci!

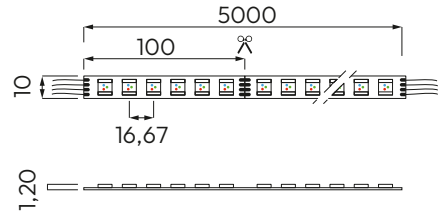
# RGB

[STRIPLED / COLOUR CHANGE]

## Strip RGB 60LED/m 14,4W/m IP20



Code	lm/m*	CCT
05049	526	RGB

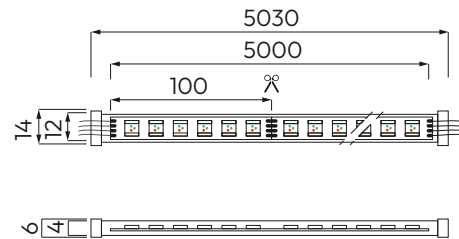


\*Real lumen

## Strip RGB 60LED/m 14,4W/m IP65



Code	lm/m*	CCT
05059	526	RGB



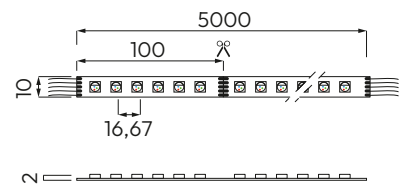
\*Real lumen

# RGB+W

## Strip RGB+W 60LED/m 14,4W/m IP20



Code	lm/m*	CCT
05758	549	RGB + W (3000K)
05220	1005	RGB + W (4000K)

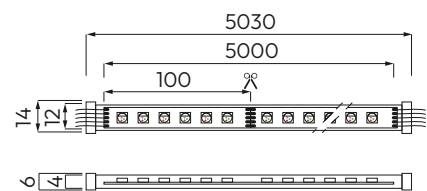


\*Real lumen

## Strip RGB+W 60LED/m 14,4W/m IP65



Code	lm/m*	CCT
05795	549	RGB + W (3000K)
05225	1005	RGB + W (4000K)



\*Real lumen

Need more than 10 pcs? Contact us!  
Più di 10 pz? Contattaci!

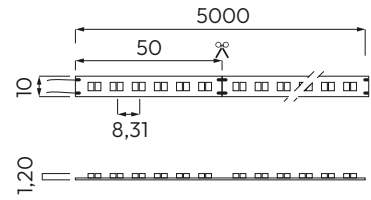
# DIM TO WARM

[STRIPLED / WHITE CHANGE]

Strip Dim To Warm - 240LED/m 20W/m IP20



Code	lm/m*	CCT	Energy class
06107	1798	1800K - 3000K	



IP 20	CRI 90	5	24V <sub>dc</sub>	3 MacAdam STEPS		5m	LED SMD 2016
-------	--------	---	-------------------	-----------------	--	----	--------------

\*Real lumen

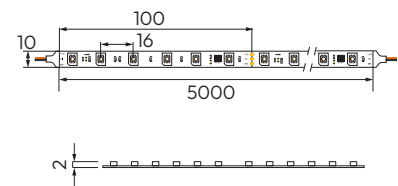
# PIXEL RGB+W

[STRIPLED / SCENOGRAPHIC]

Strip 60LED/m 19W/m RGB+40K IP20 5m



Code	lm/m*	CCT
SF-AAR4C8A2L1	730	RGB + 4000K



IP 20	CRI 80	24V <sub>dc</sub>		5m	3 MacAdam STEPS	LED SMD 5050
-------	--------	-------------------	--	----	-----------------	--------------

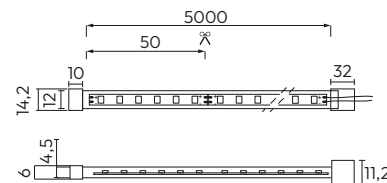
\*Real lumen 4000K

*Need more than 5 pcs? Contact us!  
Più di 5 pz? Contattaci!*

## 220VAC - 120LED/m 18W/m 50m IP65 - Cut 50mm



Code	lm/m*	CCT	max run (m)
06110	1620	2700K	50m
06111	1705	3000K	50m
06112	1790	4000K	50m
06113	1790	6500K	50m

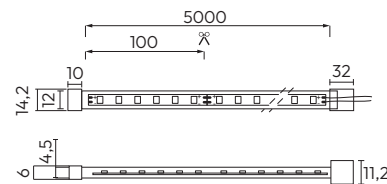


\*Real lumen

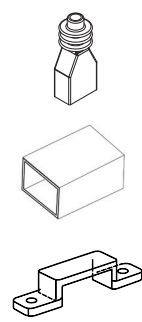
## 220VAC - 120LED/m 18W/m 50m IP65 - Cut 100mm



Code	lm/m*	CCT	max run (m)
06109	1620	2700K	50m
06240	1705	3000K	50m
06241	1790	4000K	50m
06242	1790	6500K	50m



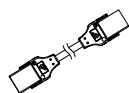
\*Real lumen



**14907** End cap PC IP65

**14928** End cap CH IP65 1m

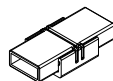
**14847** Clip for IP65



**10020** Connettore intermedio - 180 mm 0,75 mm<sup>2</sup>  
Intermediate connector - 180 mm, 0.75 mm<sup>2</sup>  
Connecteur intermédiaire - 180 mm, 0,75 mm<sup>2</sup>  
Conector intermedio - 180 mm, 0,75 mm<sup>2</sup>




**10021** Connettore di alimentazione - 180 mm 0,75 mm<sup>2</sup> (IP20)  
Power connector - 180 mm, 0.75 mm<sup>2</sup> (IP20)  
Connecteur d'alimentation - 180 mm, 0,75 mm<sup>2</sup> (IP20)  
Conector de alimentación - 180 mm, 0,75 mm<sup>2</sup> (IP20)









**10022** Connettore intermedio per Strip 220V (IP20)  
Intermediate connector for 220V strip (IP20)  
Connecteur intermédiaire pour ruban 220V (IP20)  
Conector intermedio para tira 220V (IP20)

*Need more than 5 pcs? Contact us!  
Più di 5 pz? Contattaci!*


[STRIPLLED / 220 VAC]



# CONTROLLERS

IMMAGINE Image	TIPO APPLICAZIONE Light type	CODICE Code	TENSIONE Vdc	POWER MAX W						
					DALI	DALI2	PUSH	0-10	1-10	RADIO COMAND
	RGB	09000	12 24	144 288						●
	RGB+W	09145	12 24	288 576						●
	<b>DALI DT8</b> Tunable white RGB+W	09353	12 24	240 480		●				
	Monocolor	09779	12 24 48	144 W 288 W 576 W	<b>NEW</b>		●	●	●	
	Monocolor	09772	12 24 48	144 W 288 W 576 W	<b>NEW</b>	●	●	●	●	
	Monocolor	09369	24	264		●	●	●	●	






## ACCESSORI Accessories

IMMAGINE Image	CODICE Code	TENSIONE Vdc	POWER MAX W	DESCRIZIONE Description	
	09001	12 24	144 288	REPEATER	Compatible con controller 09000 compatible with controller 09000

Need more than 10 pcs? Contact us!  
Più di 10 pz? Contattaci!

## Tension power supplies [Vdc]

Alimentatori in tensione [Vdc]

IMMAGINE Image	CODICE Code	POTENZA Power	Vdc		IP	mm LxPxH	ON-OFF	PUSH	ZIGBEE
			V in	V out					
	AL00256	15	220-240	24	IP 20	39,5x101x19,5	●		
	07210	30				44,6x123x19,2	●		
	AL00254	60				44,5x170x28	●		
	AL00255	75				45x170x29	●		
	07260	100				44,5x170x28	●		
	AL00252	120				45x316x33	●		
	AL00253	180				45x316x33	●		
	AL00251	320				77,5x215x35	●		
	07662	75	220-240	24	IP 20	30x304,6x16,7	●		
	AL00308	100	220-240	24	IP 67	47,6x155,6x32,5	●		
	AL00318	150				63x191x37,5	●		
	AL00309	240				62,5x220,6x41	●		
	07521	240	220-240	24	IP 67	71x244x37,5		●	●
	7550	220-240	V out	I out (mA)	N° LED	3 H	IP 20	mm LxPxH	156x51,5x26
			9 - 12	350 - 300	12				
			9 - 24	350 - 250	24				
			9 - 45	350 - 100	45				
			9 - 57	350 - 85	57				

## Current power supplies [mA]

Alimentatori in corrente mA]

CODICE Code	POTENZA Power	TENSIONE Voltage	IP	mA							PROTOCOL			mm LxPxH
				100	180	250	270	300	350	400	500	ON-OFF	DALI	
<b>CORRENTE</b>														
81-04009	10					●					●			147x43x30
81-04011	23									●	●			93x43x22.5
81-04003	20							●			●			150x52x28
81-04002	20									●	●			150x52x28
81-04026	22		20							●	●			220x30x21
81-04010	15					●						●		101.5x49x29
81-04029	10									●		●		102x38x21

Need more than 20 pcs? Contact us!  
Più di 20 pz? Contattaci!

**ivela**  

---

**elcom**

| A **STARLIGHT**  
COMPANY

**IVELAELCOM srl**

Sede legale: Via Bruno Buozzi, 15 - 20050 Liscate, Milano - Italia (IT)

Sedi operative:

Via Bruno Buozzi, 15 - 20050 Liscate, Milano - Italia (IT)

Via Ugo la Malfa, 5 - 25030 Castel Mella, Brescia - Italia (IT)

Autostrada Durazzo - Tirana Km 6, Xhafzotaj, Durazzo - Albania (AL)

[info@ivelaelcom.com](mailto:info@ivelaelcom.com)